

Piston Seals

Symmetrical
Seals

Rod Seals

Buffer Seals

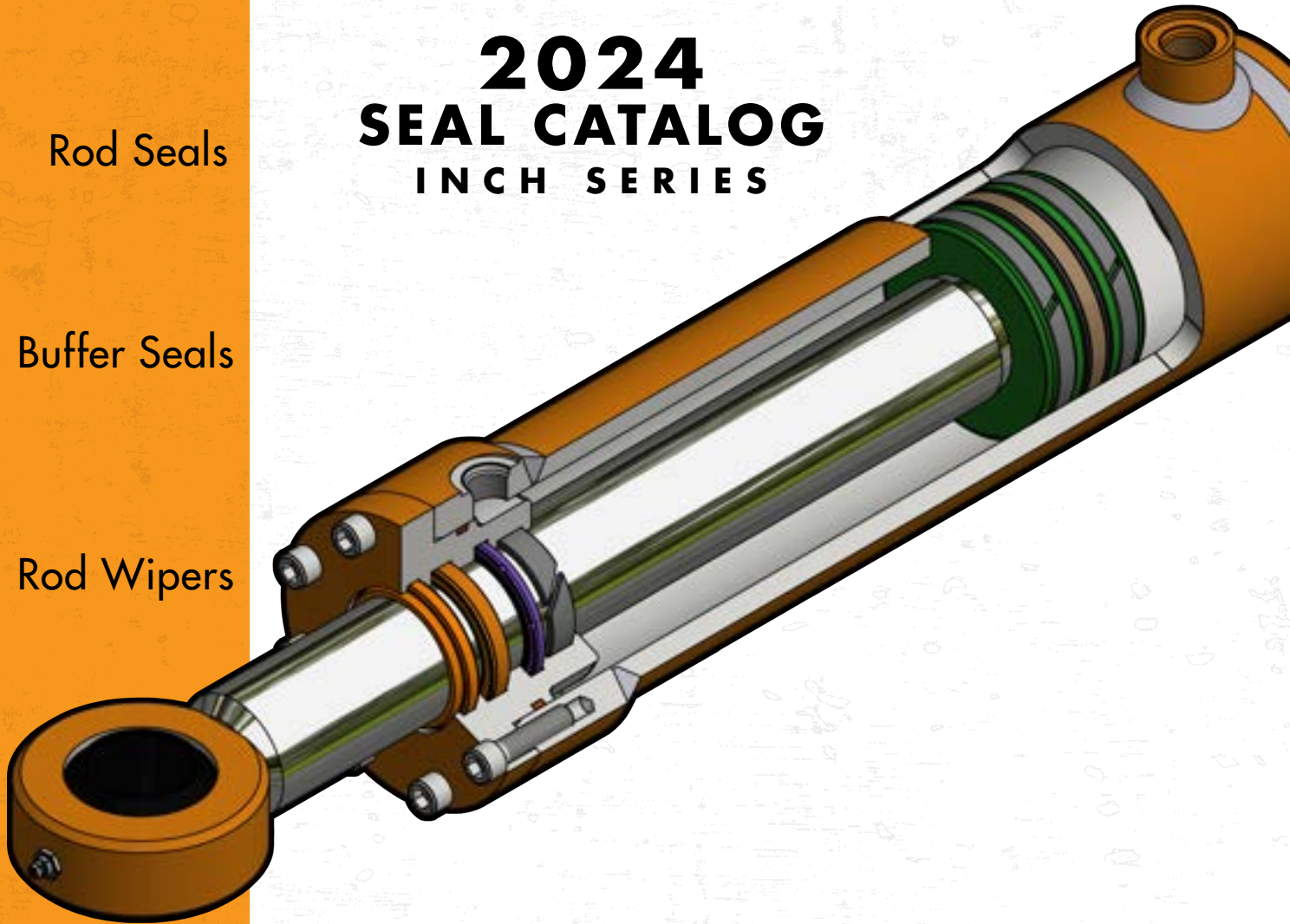
Rod Wipers

Wear Rings

Static Seals



2024 SEAL CATALOG INCH SERIES



MRO

Product Performance. Affordability. Availability.



Black Hawk Seals LLC is an innovative supplier of high quality, competitively priced seals developed exclusively for the fluid power industry, available through select, authorized dealers and distributors. Engineered for the most demanding seal applications using the latest manufacturing technology, superior materials and industry knowledge.

Piston Seal Profiles



Symmetrical Seal Profiles



Rod Seal Profiles



Buffer Seal Profiles




Rod Wiper Profiles



Wear Ring Profiles




Static Seal Profiles

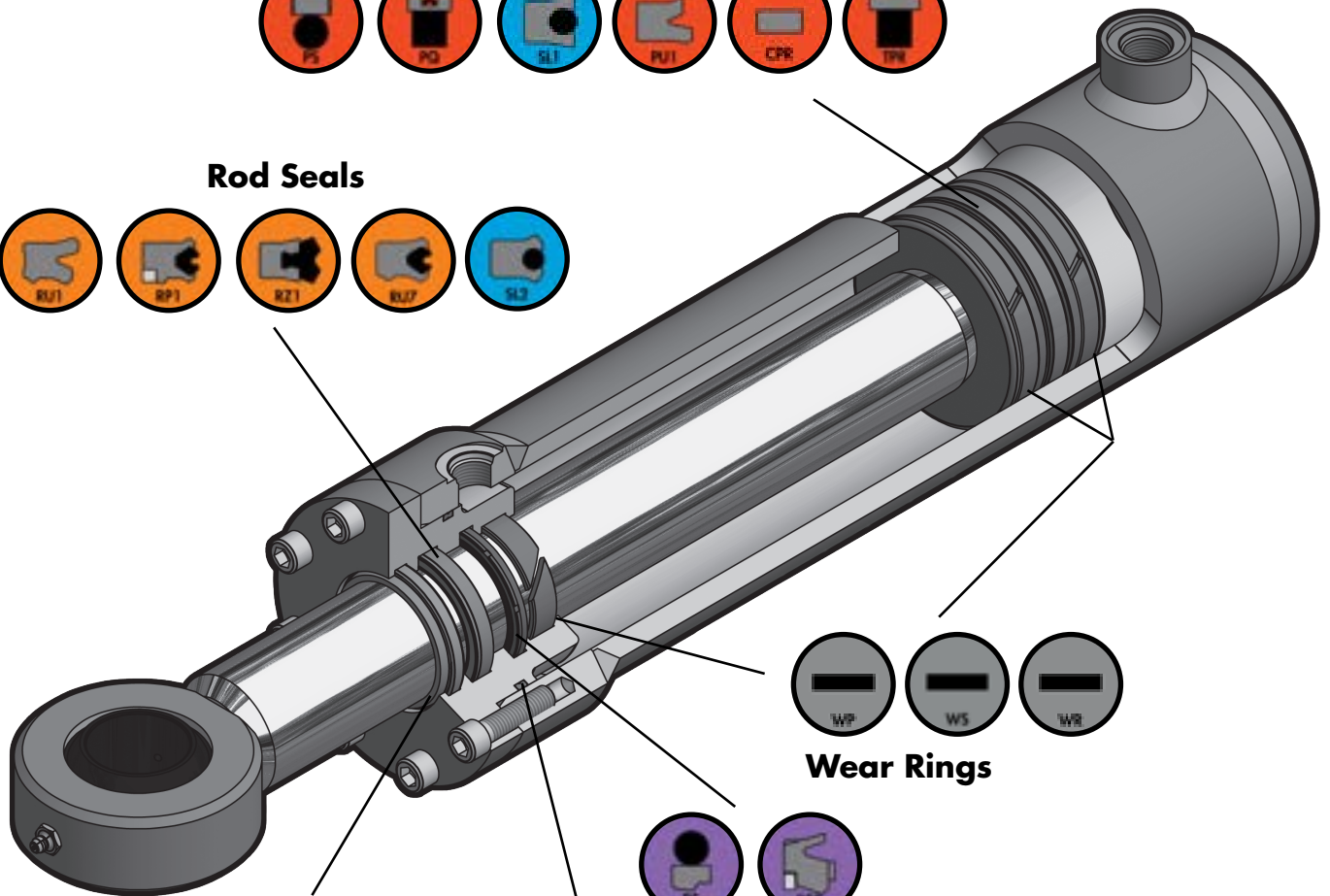


SEALING SYSTEM SELECTION

Piston Seals



Rod Seals



Wear Rings



Buffer Seals









Rod Wipers



Static Seals

Table of Contents






PISTON SEALS

Profile	Description	Single/ Double Acting	Light/ Medium/ Heavy Duty	Sealability	Extrusion Resistance	Wear Resistance	Low Friction	Operating Pressure (PSI)	Service Temperature (°F)	Maximum Speed (FPS)	Materials	Pages
 PC	A heavy duty (4) piece Capped T Piston Seal used in high pressure mobile, mining and construction equipment requiring a robust seal design and high reliability.	D	- M H	8	10	10	7	7,500	-65 to 250	6	Bronze PTFE LT NBR Nylon	14
 PG7	A compact (2) piece Piston Seal designed to fit standard O-Ring glands. Easy to assemble by stretching over the piston that doesn't require resizing.	D	M H	9	8	8	8	5,000	-40 to 250	3	Hytrel NBR	16
 PG9	A compact (2) piece Piston Seal designed to fit standard O-Ring glands. Easy to assemble by stretching over the piston that doesn't require resizing.	D	M H	9	8	8	8	5,000	-40 to 250	3	Hytrel NBR	17
 PZ1	A robust (2) piece Step-Cut Piston Seal with an Oval Energizer. Precision Step-Cut for good sealability and easy installation that is capable of crossing fluid ports.	D	H	6	10	10	7	7,500	-40 to 250	3	Glass Nylon NBR	18
 CP	A compact (2) Piece piston Seal with an O-Ring Energizer designed to fit standard O-Ring housings. The seal profile increases the contact forces for improved low pressure sealability.	D	L M -	9	8	8	8	5,000	-40 to 250	3	Hytrel NBR	19
 LTP	A compact (3) piece Locking T Piston Seal designed to fit standard O-Ring housings. The backup rings are designed to lock to prevent shearing during piston assembly. Excellent zero drift piston seal.	D	L M -	10	8	7	7	5,000	-40 to 250	3	NBR POK	22

Scale Rating Key: 1 = Satisfactory to 10 = Excellent

Table of Contents



PISTON SEALS (cont.)

Profile	Description	Single/ Double Acting	Light/ Medium/ Heavy Duty	Sealability	Extrusion Resistance	Wear Resistance	Low Friction	Operating Pressure (PSI)	Service Temperature (°F)	Maximum Speed (FPS)	Materials	Pages
 TPS	A compact low friction (2) piece Square PTFE Piston Seal with an O-Ring energizer designed to fit NFPA groove standards. This piston seal is commonly used in light to medium duty hydraulic cylinders.	D	L M -	7	6	7	10	3,500	-40 to 250	10	Glass PTFE NBR	23
 TPR	A compact low friction (2) piece Rectangular PTFE Piston Seal with a Square Ring energizer designed to fit NFPA groove standards. This piston seal is commonly used in medium duty hydraulic cylinders.	D	M	7	7	7	10	5,000	-40 to 250	10	Bronze PTFE NBR	25
 PS	A compact low friction (2) piece Chamfered PTFE Piston Seal with an O-Ring energizer designed to fit industry standard grooves. This piston seal is commonly used in medium duty hydraulic cylinders.	D	M	7	7	7	10	5,000	-40 to 250	12	Bronze PTFE NBR	27
 PQ	A zero drift (3) piece PTFE Piston Seal with a Square Ring energizer and a X-Ring inset into the PTFE Seal Ring designed to fit industry standard grooves. Excellent zero drift piston seal.	D	L M -	10	7	7	8	5,000	-40 to 225	6	Bronze PTFE NBR	29
 PU1	A uni-directional polyurethane Piston Seal with knife trimmed sealing lips for enhanced sealing performance. Typically used in a single acting cylinder application or two seals back-to-back in separate seal glands.	S	L M -	8	7	7	7	5,000	-40 to 250	3	Polyurethane	30

Scale Rating Key: 1 = Satisfactory to 10 = Excellent

Table of Contents





SYMMETRICAL SEALS

Profile	Description	Single/ Double Acting	Light/ Medium/ Heavy Duty	Sealability	Extrusion Resistance	Wear Resistance	Low Friction	Operating Pressure (PSI)	Service Temperature (°F)	Maximum Speed (FPS)	Materials	Pages
 SL1	A non-beveled lip O-Ring energized symmetrical polyurethane U-Cup. Typically used in a single acting cylinder application or two seals back-to-back in separate seal glands. Available in square and deep profiles.	S/D	L M -	8	7	7	7	5,000	-40 to 250	1.5	Polyurethane NBR	31
 SL2	A beveled lip O-Ring energized symmetrical polyurethane U-Cup. Typically used in a light and medium duty cylinder application. Available in square and deep profiles.	S	L M -	8	7	7	7	5,000	-40 to 250	1.5	Polyurethane NBR	35

Scale Rating Key: 1 = Satisfactory to 10 = Excellent

Table of Contents



ROD SEALS

Profile	Description	Single/ Double Acting	Light/ Medium/ Heavy Duty	Sealability	Extrusion Resistance	Wear Resistance	Low Friction	Operating Pressure (PSI)	Service Temperature (°F)	Maximum Speed (FPS)	Materials	Pages
 RU1	A twin lip asymmetric polyurethane U-Cup. Knife trimmed sealing lips provide improved sealing performance. The secondary lip provides improved stability. Used in light and medium duty cylinder applications.	S	M H	8	7	7	8	5,000	-40 to 250	3	Polyurethane	40
 RP1	A rubber energized twin lip asymmetric polyurethane U-Cup with integral Backup Ring. Knife trimmed sealing lips provide improved sealing performance. POM Backup Ring for high pressure cylinder applications.	S	H	10	10	8	7	10,000	-65 to 225	3	Polyurethane LT NBR POM	47
 RZ1	A rubber lip asymmetric polyurethane U-Cup. Knife trimmed sealing lips provide improved sealing performance. Used in light and medium duty cylinder applications requiring zero drift at low pressure.	S	L M -	10	9	8	8	5,800	-65 to 250	3	LT NBR Hytrel	49
 RU7	A rubber energized twin lip asymmetric polyurethane U-Cup. Knife trimmed sealing lips provide improved sealing performance. Recommended for low temperature cylinder applications.	S	L M -	10	7	7	7	5,000	-65 to 225	3	Polyurethane LT NBR	53




Scale Rating Key: 1 = Satisfactory to 10 = Excellent

Table of Contents

BUFFER SEALS

Profile	Description	Single/ Double Acting	Light/ Medium/ Heavy Duty	Sealability	Extrusion Resistance	Wear Resistance	Low Friction	Operating Pressure (PSI)	Service Temperature (°F)	Maximum Speed (FPS)	Materials	Pages
 RS	A stepped (2) piece PTFE Buffer Seal. Typically used in combination with a polyurethane U-Cup to reduce the high pressure being imposed on the primary U-Cup seal. Often used in heavy duty cylinder applications.	S	MH	7	8	8	10	5,000	-40 to 250	12	Bronze PTFE NBR	54
 RBR	A asymmetric (2) piece polyurethane Buffer Seal with an integral Backup Ring. Typically used in combination with a polyurethane U-Cup to reduce the high pressure being imposed on the primary U-Cup seal.	S	H	8	10	7	8	10,000	-40 to 250	3	Polyurethane Nylon	56





ROD WIPERS

Profile	Description	Single/ Double Acting	Light/ Medium/ Heavy Duty	Wiping Performance	Wear Resistance	Low Friction	Service Temperature (°F)	Maximum Speed (FPS)	Materials	Pages
 AN1	A compact snap-in polyurethane Rod Wiper designed to fit MS-28776 gland standards. Slotted heel design to prevent pressure trapping. AN1 has an OD sealing lip to prevent contaminants from migrating around the outside.	S	L M	6	8	8	-40 to 225	3	Polyurethane	57
 D	A high performance snap-in polyurethane Rod Wiper designed to fit Universal ST wiper glands. Knife trimmed lips to provide maximum exclusion performance. Slotted heel to prevent pressure trapping. OD seal lip to prevent contamination from migrating around the outside.	S	L M -	8	8	8	-40 to 250	3	Polyurethane	58
 MC	A metal cased polyurethane Rod Wiper designed to press-fit into industry standard open glands. Knife trimmed wiper lip for maximum exclusion performance. Steel case is coated to prevent corrosion.	S	- M H	10	8	8	-40 to 250	3	Polyurethane Steel	61

Scale Rating Key: 1 = Satisfactory to 10 = Excellent

Table of Contents










WEAR RINGS

Profile	Description	Light/Medium/ Heavy Duty	Load Capacity	Wear Resistance	Low Friction	Service Temperature (°F)	Maximum Speed (FPS)	Materials	Pages
 WP	Precision machined Glass reinforced Nylon Wear Rings designed to keep the piston and rod centered to prevent metal-to-metal contact and galling. Helps align the cylinder components for simplified assembly. (PISTON)	L M H	8	10	8	-65 to 275	6	Glass Nylon	63
 WR	Precision machined Glass reinforced Nylon Wear Rings designed to keep the piston and rod centered to prevent metal-to-metal contact and galling. Helps align the cylinder components for simplified assembly. (ROD)	L M H	8	10	8	-65 to 275	6	Glass Nylon	70
 WS	Precision tolerance bronze reinforced PTFE Wear Strip designed to keep the piston and rod centered to prevent metal-to-metal contact and galling. Helps align the cylinder components for simplified assembly.	L M -	6	10	10	-65 to 450	12	Bronze PTFE	72
 WS	Precision tolerance polyester/fabric composite Wear Strip designed to keep the piston and rod centered to prevent metal-to-metal contact and galling. Helps align the cylinder components for simplified assembly.	- M H	10	8	8	-65 to 250	12	Polyester Fabric	73

Scale Rating Key: 1 = Satisfactory to 10 = Excellent

Table of Contents

STATIC SEALS







Profile	Description	Light/Medium/ Heavy Duty	Sealability	Extrusion Resistance	Operating Pressure (PSI)	Service Temperature (°F)	Materials	Pages
 OR	Standard AS 568A 70A Durometer NBR O-Ring designed for static industrial seal glands. Most common material for static sealing applications.	L M -	10	6	3,000	-40 to 250	70D NBR	74
 OR	Standard AS 568A 90A Durometer NBR O-Ring designed for static industrial seal glands. Common material for higher pressure static sealing applications and boss fittings.	M H	10	7	3,000	-40 to 250	90D NBR	86
 OR	Standard AS 568A 75A Durometer FKM O-Ring designed for static industrial seal glands. Common material for higher temperature static sealing applications.	L M -	10	6	3,000	-20 to 400	75D FKM	98
 OR	Standard AS 568A 90A Durometer FKM O-Ring designed for static industrial seal glands. Common material for higher temperature static sealing applications and boss fittings.	- M H	10	7	3,000	-20 to 400	90D FKM	109
 OR	Standard AS 568A 70A Durometer HNBR O-Ring designed for static industrial seal glands. Improved abrasion and chemical resistance and higher temperature capability over standard 70D NBR materials.	L M -	10	6	3,000	-40 to 300	70D HNBR	122
 OR	Standard AS 568A 90A Durometer HNBR O-Ring designed for static industrial seal glands. Improved abrasion and chemical resistance and higher temperature capability over standard 90D NBR materials.	- M H	10	7	3,000	-40 to 300	90D HNBR	133
 OR	Standard AS 568A 90A Durometer Polyurethane O-Ring designed for static industrial seal glands. Commonly used in high pressure impulse static sealing applications.	- M H	10	8	5,000	-40 to 250	90D Polyurethane	145
 OR	Standard AS 568A 65D Durometer Virgin PTFE O-Ring designed for static industrial seal glands. Commonly used in cryogenic, chemical resistant and high temperature applications.	L M H	10	8	5,000	-65 to 450	PTFE	153
 QR	Standard AS 568A 70A Durometer NBR X-Ring designed for static industrial seal glands. Lobed design provides additional resistance to spiraling during installation.	L M -	10	6	3,000	-40 to 250	70D NBR	161

Scale Rating Key: 1 = Satisfactory to 10 = Excellent



Table of Contents

STATIC SEALS (cont.)

Profile	Description	Light/Medium/ Heavy Duty	Sealability	Extrusion Resistance	Operating Pressure (PSI)	Service Temperature (°F)	Materials	Pages
 SQ	Standard AS 568A 70A Durometer NBR Square Ring designed for static industrial seal glands. Square cross section design provides additional stability and reduces the pumping effects verses a standard O-Ring seal.	- M H	10	6	3,000	-40 to 250	70D NBR	171
 BU	Standard AS 568A 90A Durometer NBR Backup Ring designed for 1 & 2 Backup Ring seal glands. Most common Backup Ring material for static sealing applications.	L M -	10	7	3,000	-40 to 250	90D NBR	179
 BU	Standard AS 568A 65D Durometer Virgin PTFE Solid Backup Ring designed for 1 & 2 Backup Ring seal glands. Most common Backup Ring material for high temperature static sealing applications.	L M -	-	8	5,000	-65 to 450	PTFE	189
 BU	Standard AS 568A 65D Durometer Virgin PTFE Scarf Cut Backup Ring designed for 1 & 2 Backup Ring seal glands. Most common Backup Ring material for high temperature static sealing applications.	L M -	-	8	5,000	-65 to 450	PTFE	199
 BU	Standard AS 568A 55D Durometer Hytrel Backup Ring designed for 1 & 2 Backup Ring seal glands. Most common Backup Ring material for high pressure static sealing applications.	- M H	-	8	5,000	-65 to 275	Hytrel	209
 HS	Standard AS 568A Polyurethane Static Head Seal designed to replace (1) O-Ring + (1) Backup Ring seal glands. Eliminates warranty issues caused from missing, improperly installed, pinched or blown out Backup Ring.	L M H	10	10	10,000	-40 to 250	Polyurethane	213

Scale Rating Key: 1 = Satisfactory to 10 = Excellent

Appendix A	O-Ring Gland Dimensions	217
Appendix B	O-Ring Sizes	229
Appendix C	Recommended Hardware Tolerance	239
Appendix D	Surface Finish Guidelines	240
Appendix E	Detailed Product Descriptions	240

General Notes

1. The use of precision manufactured wear rings are highly recommended to prevent the seal from carrying any radial loads and metal-to-metal component contact due to cylinder side loading or misalignment of cylinder components.
2. Unless otherwise specified, the part numbers represented in this catalog with a material code suffix represent genuine Black Hawk Seals LLCs product.
3. For seal surface finish and hardware tolerance recommendations, please refer to **Appendix C**.
4. For static and dynamic sealing surface finish recommendations, please refer to **Appendix D**.
5. For more detailed product descriptions, along with application notes, please refer to **Appendix E**.
6. The allowable extrusion gap is a function of the seal material, maximum operating pressure, speed and temperature. All cylinder designs should be thoroughly evaluated and confirmed before use.

Customer Service

Black Hawk Seals LLC,
3702 Vanguard Drive,
Fort Wayne, IN 46809
info@blackhawkseals.com
(260) 615-3951

Orders

- Special orders may be subject to minimum order requirements.
- Purchase orders are binding only after acceptance at Black Hawk Seals LLC and issuance of a Sales Order Confirmation. Verbal purchase orders shall not be deemed accepted until confirmed by Black Hawk Seals LLC.
- Prices are effective for 30 days from the quote date unless otherwise stated and are subject to change without prior notice.
- Delivery times for non-stock items vary greatly by manufacturer and item type. Estimated delivery will be noted on the Sales Order Confirmation.
- Black Hawk Seals LLC reserves the right, without prior notice, to:
 - o Change any price
 - o Discontinue any item
 - o Discontinue shipments to any customer for any reason with or without cause
 - o Resolve any inconsistencies, errors, omissions, conflicts or ambiguities
 - o Change and/or revoke any provision contained herein

Secured Transactions

After a transaction, your Credit Card information is not kept on file, unless requested by you. A secure server is used. All supplied sensitive/credit information is transmitted via Secure Socket Layer (SSL) technology and then encrypted into our payment gateway providers database only accessible by those authorized with special access rights to such systems, and are required to keep the information confidential.

Payment Methods

- Payment must be in US Dollars
- Checks Accepted
- Credit Cards Accepted:



VISA



DISCOVER



FedEx



1 Day 2 Days 3 Days 4 Days 5 Days 6 Days 7

Credit Terms

- Contact Customer Service for a credit application to establish an open account.
- Normal credit terms are 30 days with prior approval unless otherwise specified on the quote, order confirmation, agreement and/or invoice.
- Special item orders may require a partial or full payment in advance.
- The remittance must include the invoice number for proper account reconciliation.
- Past due invoices are subject to a late payment charge of 1.5% per month, or the maximum amount permitted by law, and the account may be placed on credit hold until full payment is received. Invoices that are 90 days past due will be sent to a collection agency or attorney to assist in collection of the past due account. Buyer will be responsible to pay any and all cost of collection including, but not limited to: collection agency fees, attorney fees, and court costs.
- Black Hawk Seals LLC reserves the right to revoke any credit terms at any time with or without cause.

Shipping

- Orders are normally directly shipped FOB Fort Wayne, Indiana.
- Orders may be shipped prepaid or freight-collect via the carrier and method of your choice. UPS and FedEx are standard shipping methods.
- Special packaging and/or special inbound freight may incur additional charges.
- Buyer assumes title, control and all risk upon transfer to a common carrier.
- Buyer is responsible for inspecting the merchandise upon receipt and insist that visible damage be noted on its copy of the freight bill.
- If any product has been lost or damaged in transit, the buyer must file the claim with the carrier in a timely manner.
- Freight and insurance charges are invoiced to the buyer or shipped freight collect to the buyer providing appropriate carrier account information is on file.
- Delivery dates are approximations only, based on standard, requested shipping methods, and Black Hawk Seals LLC accepts no liability for any delays in delivery.

Back Orders

Back orders remain open unless specified by the customer at the time of order. Back orders will incur additional freight charges and may be cancelled upon notification of the back order, if prior to shipment.

Order Cancellations

- Standard item orders may be eligible for cancellation prior to shipping.
- Non-standard and custom item orders may be eligible for cancellation prior to production. Payment for completed work may be required.

Returns / Claims

- Contact Customer Service within 30 days of product receipt for Return Materials Authorization (RMA).
- Returns not accepted without RMA Number clearly affixed to the return shipping carton.
- Authorized returns may incur a restocking fee.
- Authorized returns are to be shipped to Black Hawk Seals LLC prepaid and insured for the product's full value.
- All returns must include Black Hawk Seals LLC's Invoice Number or Customer's Purchase Order Number.
- A Credit Memo or replacement may be issued for any accepted return or defective item.
- RMA is valid for (30) days.

Non-Catalog Items

Parts are frequently added to this Catalog. If a part is not listed, please contact Customer Service for pricing and availability.

Quality

ISO 9001:2015 certification provides a basis for Black Hawk Seals LLC' continual improvement in service, support and maintaining stringent quality standards to meet the demanding needs of customers.

Reference

All reference names, numbers, and descriptions are used for reference purposes only. It is not implied that any part shown is the product of any specific equipment manufacturer. It is also not implied that the list price shown is exactly that of any specific equipment manufacturer. All information is for customer's reference only.

Warranty

- Black Hawk Seals LLC represents and warrants to Buyer as follows:
 - o The items sold shall be free from defects in material and/or workmanship at the time of delivery.
 - o This warranty comprises the sole and entire warranty pertaining to the items sold. Seller makes no other warranty, claim, guarantee or representation of any kind, whatsoever.
 - o All other warranties, including, but not limited to, merchantability and fitness for purpose, whether express, implied or arising from operational law, trade, usage, or through the course of dealing are hereby disclaimed.
 - o Notwithstanding the foregoing, there are no warranties whatsoever on items acquired, built, or supplied by/to the Buyer's design and/or specifications.
 - o Black Hawk Seals LLC will convey good title to the products, free from any lawful third-party security interest, lien or encumbrance.
- These warranties will survive any inspection, delivery acceptance, or payment by Buyer for a period of one (1) year.
- Payment for product does not waive breaches of the warranty provided by Black Hawk Seals LLC.

Limitation of Remedy

- Black Hawk Seals LLC's (Seller) liability arising from or in any way connected with the items sold shall be exclusively limited to the repair or replacement of the items sold or refund of the purchase price paid, at Seller's sole discretion.
- In no event, shall the Seller be liable for any incidental, consequential or special damages of any kind or nature whatsoever, including but not limited to loss profits arising from or in any way connected with this agreement or items sold hereunder, whether alleged to arise from breach of contract, expressed or implied warranty, or in tort, including without limitation, negligence, failure to warn or strict liability
- The most recent complete Terms & Conditions may be viewed at www.BlackHawkSeals.com or request a copy by emailing info@BlackHawkSeals.com or by calling (260) 615-3951.

THANK YOU for your confidence in Black Hawk Seals LLC and allowing our dedicated staff to be of service to you.

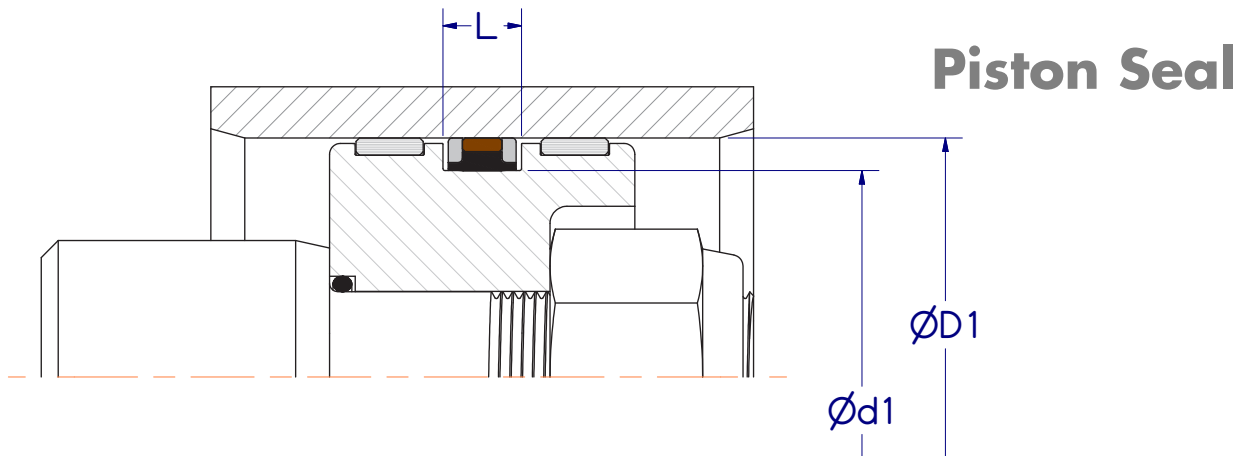
Black Hawk Seals LLC,
3702 Vanguard Drive,
Fort Wayne, IN 46809
info@BlackHawkSeals.com
(260) 615-3951

Pricing effective January 1, 2024 and supersedes any previous editions. Prices are subject to change at any time.

COPYRIGHT © 2024 Black Hawk Seals LLC. All Rights Reserved. This catalog or any portion thereof may not be reproduced or used in any manner whatsoever without the express written permission of Black Hawk Seals LLC. All trademarks included in this catalog belong to their respective owners.



PC Profile



Materials
Seal Ring: Bronze PTFE
Energizer: LT NBR
Backup Ring: Nylon

Operating Conditions
Temperature: -65° to 250°F
Pressure: 7,500 PSI
Speed: 6 FPS

A heavy duty (4) piece Capped T Piston Seal used in high pressure mobile, mining and construction equipment requiring a robust seal design and high reliability.
Other material options and sizes may be available. Please contact customer service.

Part Number	Reference	Hardware Dimensions			List Price
		Bore Diameter "D1"	Groove Diameter "d1"	Groove Width "L"	
PC3-02000-T45		2.000	1.444	0.295	\$46.00
PC3-02500-T45		2.500	1.944	0.295	\$50.00
PC3-02750-T45		2.750	2.194	0.295	\$54.00
PC5-03000-T45	CPS-3000A	3.000	2.442	0.420	\$57.40
PC5-03250-T45		3.250	2.692	0.420	\$53.96
PC5-03500-T45	CPS-3500A	3.500	2.942	0.420	\$63.00
PC5-04000-T45		4.000	3.442	0.420	\$65.40
PC5-04250-T45		4.250	3.692	0.420	\$73.20
PC5-04500-T45		4.500	3.942	0.420	\$76.80
PC5-04750-T45	CPS-4750A	4.750	4.192	0.420	\$88.00
PC5-05000-T45		5.000	4.442	0.420	\$104.00
PC7-01500-T45		1.500	1.127	0.424	\$46.00
PC7-01750-T45		1.750	1.376	0.424	\$44.96
PC7-02000-T45	CPS-2000	2.000	1.627	0.424	\$51.00
PC7-02250-T45		2.250	1.876	0.424	\$46.76
PC7-02500-T45	CPS-2500	2.500	2.127	0.424	\$56.00
PC7-02750-T45	CPS-2750BR	2.750	2.377	0.424	\$60.00
PC8-03000-T45	CPS-3000BR	3.000	2.522	0.579	\$66.00




Piston Seal

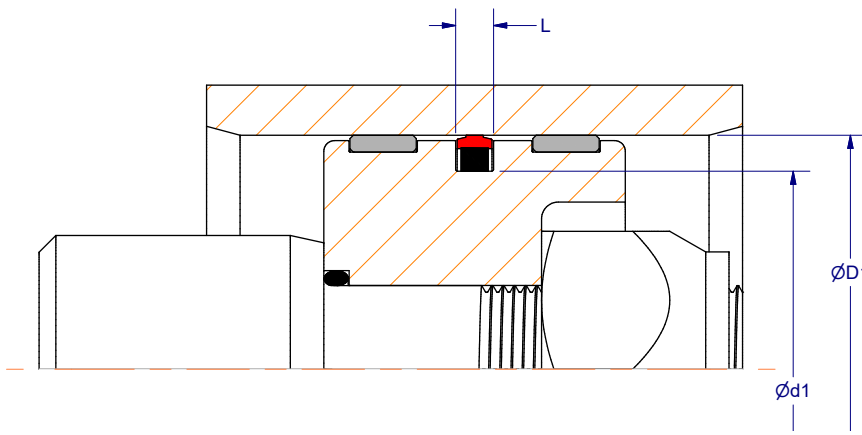


PC Profile

Part Number	Reference	Hardware Dimensions			List Price
		Bore Diameter "D1"	Groove Diameter "d1"	Groove Width "L"	
PC8-03250-T45	CPS-3250	3.250	2.772	0.579	\$68.00
PC8-03500-T45	CPS-3500BR	3.500	3.022	0.579	\$70.00
PC8-03750-T45	CPS-3750	3.750	3.272	0.579	\$74.00
PC8-04000-T45	CPS-4000BR	4.000	3.522	0.579	\$76.00
PC8-04250-T45	CPS-4250	4.250	3.772	0.579	\$84.00
PC8-04500-T45	CPS-4500BR	4.500	4.022	0.579	\$86.00
PC8-04750-T45	CPS-4750	4.750	4.272	0.579	\$97.80
PC8-05000-T45	CPS-5000D	5.000	4.522	0.579	\$116.40
PC8-05250-T45	CPS-5250A	5.250	4.772	0.579	\$120.00
PC8-05500-T45	CPS-5504BR	5.500	5.022	0.579	\$128.00
PC8-06000-T45	CPS-6000A	6.000	5.522	0.579	\$140.00
PC8-06250-T45		6.250	5.772	0.579	\$129.50
PC8-06500-T45		6.500	6.022	0.579	\$150.00
PC9 Series					
PC9-05000-T45	CPS-5000BR	5.000	4.274	0.750	\$128.00
PC9-05250-T45	CPS-5250	5.250	4.524	0.750	\$132.00
PC9-05500-T45	CPS-5500BR	5.500	4.774	0.750	\$150.00
PC9-05750-T45	CPS-5750	5.750	5.024	0.750	\$168.00
PC9-06000-T45	CPS-6000	6.000	5.274	0.750	\$172.00
PC9-06250-T45	CPS-6250BR	6.250	5.524	0.750	\$165.60
PC9-06500-T45	CPS-6500	6.500	5.774	0.750	\$214.00
PC9-07000-T45	CPS-7000BR	7.000	6.274	0.750	\$256.00
PC9-07500-T45		7.500	6.775	0.750	\$257.19
PC9-08000-T45		8.000	7.275	0.750	\$305.76
PC9-08500-T45		8.500	7.775	0.750	\$341.73
PC9-09000-T45		9.000	8.275	0.750	\$279.32
PC9-09500-T45		9.500	8.774	0.750	\$430.22
PC9-10000-T45		10.000	9.275	0.750	\$395.68
PC9-10500-T45		10.500	9.774	0.750	\$503.60
PC9-11000-T45		11.000	10.275	0.750	\$521.58
PC9-12500-T45		12.500	11.775	0.750	\$665.47
PC9-13000-T45		13.000	12.700	0.750	\$683.45
PC9-14000-T45		14.000	13.275	0.750	\$719.42
PC9-14500-T45		14.500	13.774	0.750	\$737.41
PC9-15000-T45		15.000	14.275	0.750	\$755.40
PC9-16000-T45		16.000	15.275	0.750	\$917.27



PG7 Profile



Piston Seal

Materials
Seal Ring: Hytrel
Energizer: NBR


Operating Conditions
Temperature: -40° to 250°F
Pressure: 5,000 PSI
Speed: 3 FPS

A compact (2) piece Piston Seal designed to fit standard O-Ring glands. Easy to assemble by stretching over the piston that doesn't require resizing.

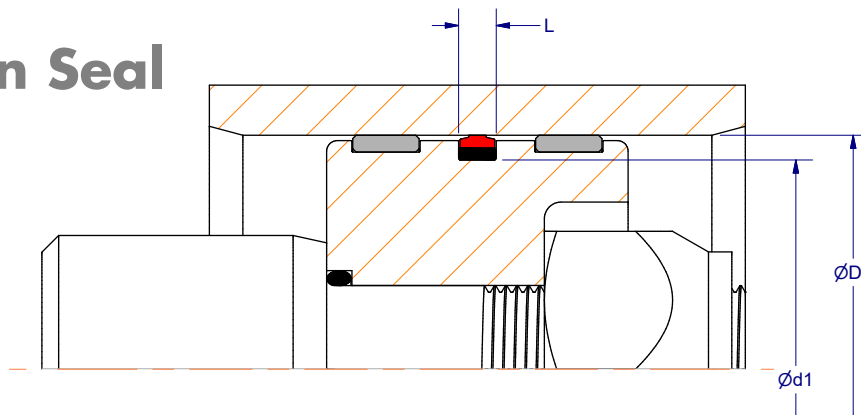
Other material options and sizes may be available. Please contact customer service.

Part Number	Reference	Hardware Dimensions			List Price
		Bore Diameter "D1"	Groove Diameter "d1"	Groove Width "L"	
PG7-01250-129-NHY55		1.250	0.941	0.129	\$7.08
PG7-01500-129-NHY55		1.500	1.191	0.129	\$7.17
PG7-01750-129-NHY55		1.750	1.441	0.129	\$7.17
PG7-02500-129-NHY55		2.500	2.191	0.129	\$8.33
PG7-02750-129-NHY55		2.750	2.441	0.129	\$8.78
PG7-03000-283-NHY55		3.000	2.462	0.283	\$10.75
PG7-03500-283-NHY55		3.500	2.962	0.283	\$11.75
PG7-03750-283-NHY55		3.750	3.212	0.283	\$9.38
PG7-04000-283-NHY55		4.000	3.462	0.283	\$12.75
PG7-04250-283-NHY55		4.250	3.712	0.283	\$14.17
PG7-04500-283-NHY55		4.500	3.962	0.283	\$14.83
PG7-04750-283-NHY55		4.750	4.212	0.283	\$16.25
PG7-05000-283-NHY55		5.000	4.462	0.283	\$19.08
PG7-06000-378-NHY55		6.000	5.254	0.378	\$26.67
PG7-06250-378-NHY55		6.250	5.504	0.378	\$28.00

Piston Seal



PG9 Profile



Materials
Seal Ring: Hytrel
Energizer: NBR

Operating Conditions
Temperature: -40° to 250°F
Pressure: 5,000 PSI
Speed: 3 FPS

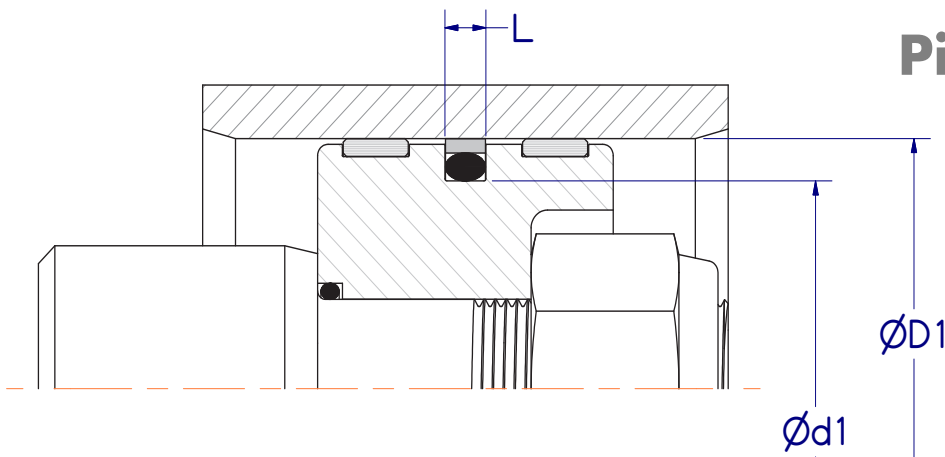
A compact (2) piece Piston Seal designed to fit standard O-Ring glands. Easy to assemble by stretching over the piston that doesn't require resizing.

Other material options and sizes may be available. Please contact customer service.

Part Number	Reference	Hardware Dimensions			List Price
		Bore Diameter "D1"	Groove Diameter "d1"	Groove Width "L"	
PG9-01125-187-NHY55		1.125	0.883	0.187	\$4.88
PG9-01250-187-NHY55		1.250	1.008	0.187	\$5.08
PG9-01375-187-NHY55		1.375	1.133	0.187	\$5.50
PG9-01500-130-NHY55		1.500	1.258	0.130	\$5.30
PG9-01500-187-NHY55		1.500	1.258	0.187	\$5.92
PG9-02000-281-NHY55		2.000	1.625	0.281	\$6.75
PG9-02125-281-NHY55		2.125	1.755	0.281	\$7.67
PG9-02500-281-NHY55		2.500	2.130	0.281	\$8.92
PG9-02625-281-NHY55		2.625	2.255	0.281	\$7.50
PG9-02750-281-NHY55		2.750	2.380	0.281	\$9.50
PG9-02875-281-NHY55		2.875	2.505	0.281	\$7.88
PG9-03000-281-NHY55		3.000	2.630	0.281	\$10.00
PG9-03125-281-NHY55		3.125	2.755	0.281	\$8.25
PG9-03250-281-NHY55		3.250	2.880	0.281	\$10.75
PG9-03500-281-NHY55		3.500	3.130	0.281	\$10.75
PG9-03750-281-NHY55		3.750	3.380	0.281	\$12.25
PG9-04000-281-NHY55		4.000	3.630	0.281	\$14.00
PG9-04250-281-NHY55		4.250	3.880	0.281	\$16.17
PG9-04500-281-NHY55		4.500	4.130	0.281	\$17.75
PG9-05000-281-NHY55		5.000	4.630	0.281	\$22.58
PG9-05500-375-NHY55		5.500	5.028	0.375	\$22.51
PG9-06000-375-NHY55		6.000	5.528	0.375	\$31.33
PG9-06500-375-NHY55		6.500	6.030	0.375	\$31.33
PG9-07000-375-NHY55		7.000	6.528	0.375	\$31.50
PG9-08000-375-NHY55		8.000	7.528	0.375	\$30.01



PZ1 Profile



Piston Seal

Materials
Seal Ring: Glass Nylon
Energizer: NBR

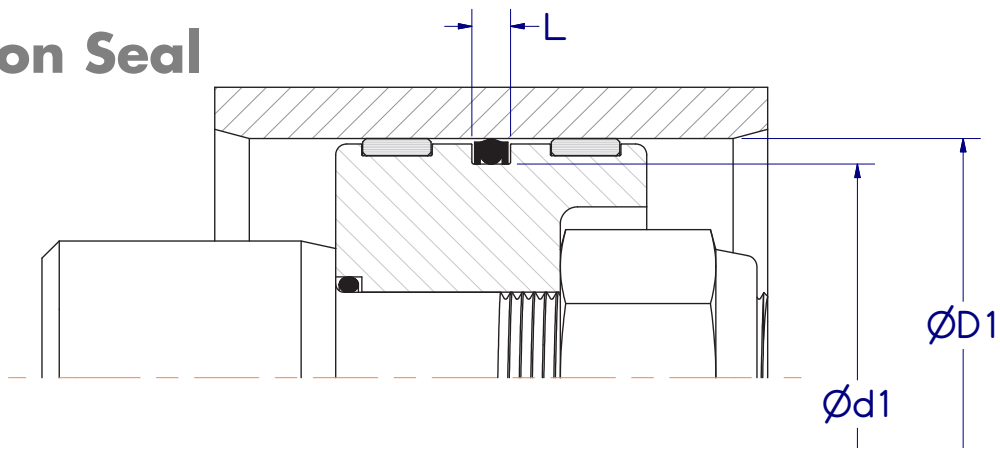
Operating Conditions
Temperature: -40° to 250°F
Pressure: 7,500 PSI
Speed: 3 FPS

A robust (2) piece Step-Cut Piston Seal with an Oval Energizer. Precision Step-Cut for good sealability and easy installation that is capable of crossing fluid ports.

Other material options and sizes may be available. Please contact customer service.

Part Number	Reference	Hardware Dimensions			List Price
		Bore Diameter "D1"	Groove Diameter "d1"	Groove Width "L"	
PZ1-02500-312-NGN40		2.500	1.962	0.312	\$67.56
PZ1-03000-282-NGN40		3.000	2.442	0.282	\$71.11
PZ1-03500-282-NGN40		3.500	2.942	0.282	\$75.56
PZ1-03500-312-NGN40		3.500	2.908	0.312	\$74.67
PZ1-04000-282-NGN40		4.000	3.442	0.282	\$81.67
PZ1-04500-282-NGN40		4.500	3.942	0.282	\$90.78
PZ1-04500-312-NGN40		4.500	3.942	0.312	\$88.67
PZ1-04750-282-NGN40		4.750	4.192	0.282	\$93.78
PZ1-05000-282-NGN40		5.000	4.442	0.282	\$95.67
PZ1-05500-375-NGN40		5.500	4.740	0.377	\$105.56
PZ1-08000-375-NGN40		8.000	7.240	0.377	\$124.44

Piston Seal



CP Profile

Materials
Seal Ring: Polyurethane
Energizer: NBR

Operating Conditions
Temperature: -40° to 225°F
Pressure: 5,000 PSI
Speed: 3 FPS

A compact (2) Piece piston Seal with an O-Ring Energizer designed to fit standard O-Ring housings. The seal profile increases the contact forces for improved low pressure sealability. Other material options and sizes may be available. Please contact customer service.

Part Number	Reference	Hardware Dimensions			List Price
		Bore Diameter "D1"	Groove Diameter "d1"	Groove Width "L"	
CP-01500-410-NP95U	*	1.500	1.130	0.410	\$13.00
CP-01500-410-NP95U	*	1.500	1.130	0.410	\$13.00
CP-01875-281-NP95U	CP-325	1.875	1.500	0.281	\$8.88
CP-02000-281-NP95T		2.000	1.625	0.281	\$8.88
CP-02000-281-NP95U	CP-326	2.000	1.625	0.281	\$8.88
CP-02000-410-NP95U	*	2.000	1.630	0.410	\$13.88
CP-02000-410-NP95Y	*	2.000	1.630	0.410	\$13.88
CP-02250-281-NP95T		2.250	1.875	0.281	\$9.99
CP-02250-281-NP95U	PSC-330	2.250	1.875	0.281	\$9.99
CP-02500-281-NP95T		2.500	2.125	0.281	\$8.60
CP-02500-281-NP95U	PSC-330	2.500	2.125	0.281	\$11.10
CP-02500-410-NP95U	*	2.500	2.130	0.410	\$17.29
CP-02500-410-NP95Y	*	2.500	2.130	0.410	\$17.29
CP-03000-281-NP95U	PSC-334	3.000	2.625	0.281	\$14.63
CP-03000-410-NP95U	*	3.000	2.625	0.410	\$12.10
CP-03000A-413-NP95U	PSC-334A-WB	3.000	2.500	0.413	\$20.17
CP-03000A-413-NP95Y		3.000	2.500	0.413	\$20.17
CP-03250-281-NP95U	PSC-336	3.250	2.875	0.281	\$20.93
CP-03500-281-NP95U		3.500	3.125	0.281	\$16.60
CP-03500A-413-NP95U		3.500	3.000	0.413	\$21.58
CP-03500A-413-NP95Y	PSC-336	3.500	3.000	0.413	\$21.58



CP Profile

Piston Seal

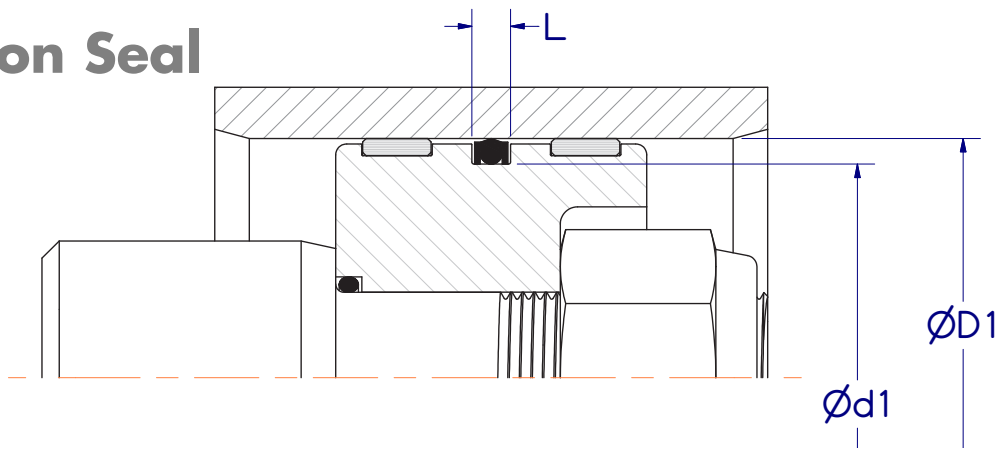
CP-03875-281-NP95U		3.875	3.500	0.281	\$21.40
CP-04000A-413-NP95U	PSC-342A-WB	4.000	3.500	0.413	\$33.83
CP-04000A-413-NP95Y		4.000	3.500	0.413	\$33.83
CP-04500-281-NP95U	PSC-346	4.500	4.125	0.281	\$33.28
CP-05000-281-NP95T		5.000	4.625	0.281	\$21.10
CP-05000-281-NP95T		5.000	4.625	0.281	\$21.10
CP-05000-579-NP95U		5.000	4.522	0.579	\$46.84
CP-05000-579-NP95Y		5.000	4.522	0.579	\$46.84
CP-05500-375-NP95U	PSC-429	5.500	5.026	0.375	\$39.20
CP-06000-579-NP95U	PSC-433-WB	6.000	5.522	0.579	\$61.47
CP-06000-579-NP95Y		6.000	5.522	0.579	\$61.47
CP-06250-375-NP95T		6.250	5.774	0.375	\$26.20
CP-06250-375-NP95U		6.250	5.774	0.375	\$64.00
CP-07000-375-NP95T		7.000	6.526	0.375	\$65.50
CP-07000-375-NP95U	PSC-439	7.000	6.526	0.375	\$53.20

Reference parts marked with an * will also fit 0.424" groove width "L"

Piston Seal



CP Profile



Materials
Seal Ring: Hytrel
Energizer: NBR

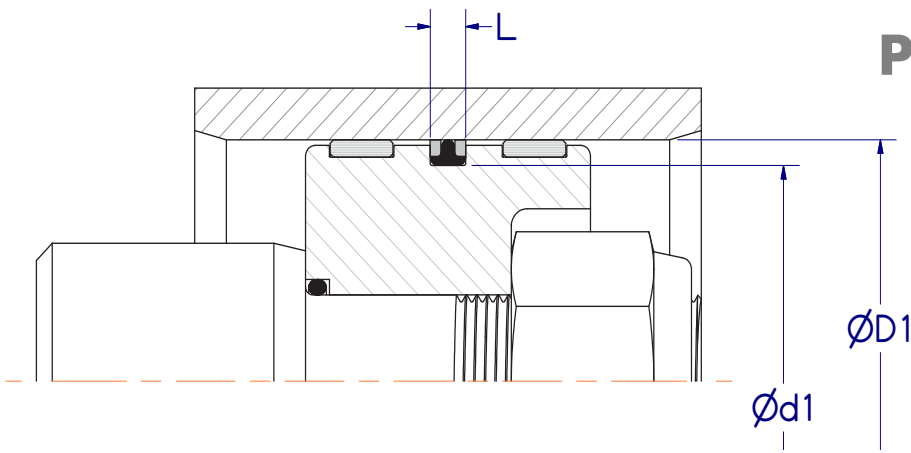
Operating Conditions
Temperature: -40° to 250°F
Pressure: 5,000 PSI
Speed: 3 FPS

A compact (2) Piece piston Seal with an O-Ring Energizer designed to fit standard O-Ring housings. The seal profile increases the contact forces for improved low pressure sealability. Other material options and sizes may be available. Please contact customer service.

Part Number	Reference	Hardware Dimensions			List Price
		Bore Diameter "D1"	Groove Diameter "d1"	Groove Width "L"	
CP-01500-275-NFY55		1.500	1.258	0.275	\$9.00
CP-02500-281-NFY55	PSC-330F	2.500	2.125	0.281	\$15.48
CP-03250-281-NFY55		3.250	2.875	0.281	\$18.90
CP-03500-281-NFY55	PSC-338F	3.500	3.125	0.281	\$22.68
CP-04250-281-NFY55		4.250	3.875	0.281	\$17.10
CP-04500-281-NFY55	PSC-346F	4.500	4.125	0.281	\$25.92
CP-05000-281-NFY55	PSC-350F	5.000	4.625	0.281	\$37.98
CP-06250-375-NFY55	PSC-429	6.250	5.774	0.375	\$47.16
CP-07000-375-NFY55	PSC-433-WB	7.000	6.526	0.375	\$71.88



LTP Profile



Piston Seal

Materials
Energizer: NBR
Backup Ring: POK

Operating Conditions
Temperature: -40° to 250°F
Pressure: 5,000 PSI
Speed: 3 FPS

A compact (3) piece Locking T Piston Seal designed to fit standard O-Ring housings. The backup rings are designed to lock to prevent shearing during piston assembly. Excellent zero drift piston seal.
Other material options and sizes may be available. Please contact customer service.

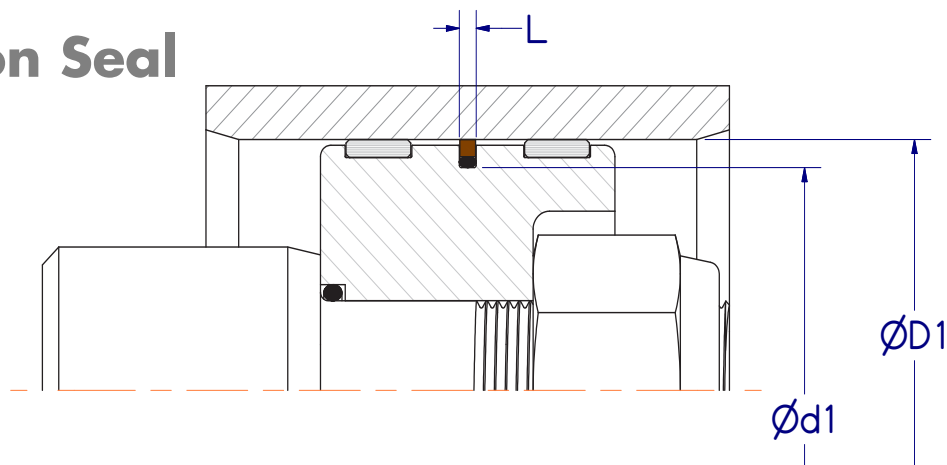
Part Number	Reference	Hardware Dimensions			List Price
		Bore Dia. "D1"	Groove Dia. "d1"	Groove Width "L"	
LTP-01250-187-NA20		1.250	1.008	0.187	\$10.44
LTP-01500-187-NA20		1.500	1.258	0.187	\$10.45
LTP-01750-187-NA20		1.750	1.508	0.187	\$10.56
LTP-01875-281-NA20		1.875	1.505	0.281	\$11.10
LTP-02000-281-NA20		2.000	1.630	0.281	\$9.25
LTP-02500-281-NA20		2.500	2.130	0.281	\$11.52
LTP-02750-281-NA20		2.750	2.380	0.281	\$12.20
LTP-02875-281-NA20		2.875	2.505	0.281	\$12.34
LTP-03000-281-NA20		3.000	2.630	0.281	\$14.04
LTP-03250-281-NA20		3.250	2.880	0.281	\$14.78
LTP-03500-281-NA20		3.250	2.880	0.281	\$14.78
LTP-03625-281-NA20		3.625	3.250	0.281	\$17.89
LTP-04000-281-NA20		4.000	3.630	0.281	\$20.18
LTP-04250-281-NA20		4.250	3.875	0.281	\$22.86
LTP-05000-281-NA20		5.000	4.630	0.281	\$38.01
LTP-05500-375-NA20		5.500	5.026	0.375	\$44.40
LTP-06000-375-NA20		6.000	5.526	0.375	\$51.02
LTP-06500-375-NA20		6.500	6.026	0.375	\$42.00
LTP-07000-375-NA20		7.000	6.526	0.375	\$42.00
LTP-07250-375-NA20		7.250	6.776	0.375	\$42.00
LTP-07500-375-NA20		7.500	7.026	0.375	\$42.00
LTP-08000-375-NA20		8.000	7.526	0.375	\$88.89
LTP-10000-375-NA20		10.000	9.526	0.375	\$166.67



Piston Seal



TPS Profile



Materials
Seal Ring: Glass Filled PTFE
Energizer: NBR

Operating Conditions
Temperature: -40° to 250°F
Pressure: 3,500 PSI
Speed: 10 FPS

A compact low friction (2) piece Square PTFE Piston Seal with an O-Ring energizer designed to fit NFPA groove standards. This piston seal is commonly used in light to medium duty hydraulic cylinders. Other material options and sizes may be available. Please contact customer service.

Part Number	Reference	Hardware Dimensions			List Price
		Bore Dia. "D1"	Groove Dia. "d1"	Groove Width "L"	
TPS-01000-NT15	PS1400-16	1.000	0.740	0.083	\$4.27
TPS-01125-NT15	PS1400-18	1.125	0.865	0.083	\$4.27
TPS-01250-NT15	PS1400-20	1.250	0.990	0.083	\$4.27
TPS-01375-NT15	PS1400-22	1.375	1.115	0.083	\$4.27
TPS-01500-NT15	PS1400-24	1.500	1.240	0.083	\$4.27
Separator					
TPS-01625-NT15	PS1400-26	1.625	1.233	0.122	\$4.27
TPS-01750-NT15	PS1400-28	1.750	1.358	0.122	\$4.27
TPS-01875-NT15	PS1400-30	1.875	1.483	0.122	\$4.27
Separator					
TPS-02000-NT15	PS1400-32	2.000	1.608	0.130	\$4.27
TPS-02125-NT15	PS1400-34	2.125	1.733	0.130	\$4.27
TPS-02250-NT15	PS1400-36	2.250	1.858	0.130	\$4.27
TPS-02375-NT15	PS1400-38	2.375	1.983	0.130	\$4.27
TPS-02500-NT15	PS1400-40	2.500	2.108	0.130	\$4.43
TPS-02750-NT15	PS1400-44	2.750	2.358	0.130	\$4.90

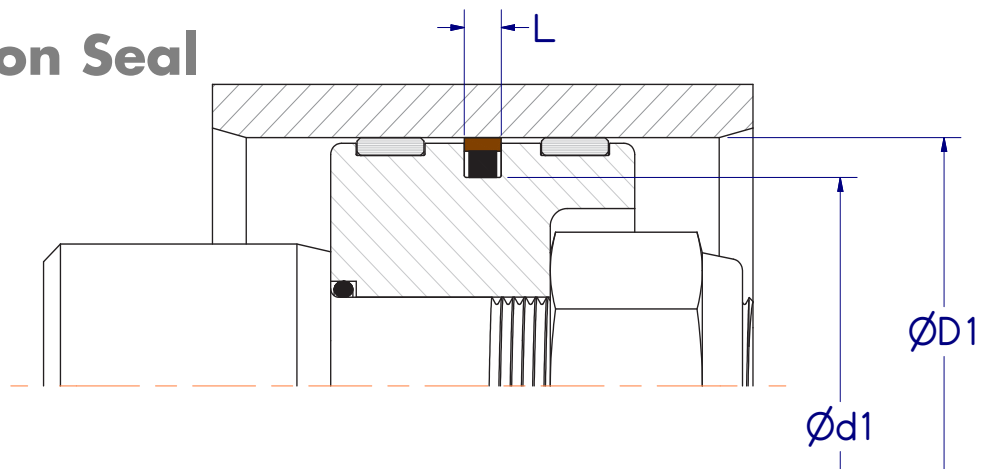


TPS Profile

Piston Seal

Part Number	Reference	Hardware Dimensions			List Price
		Bore Dia. "D1"	Groove Dia. "d1"	Groove Width "L"	
TPS-03000-NT15	PS1400-48	3.000	2.608	0.130	\$5.36
TPS-03125-NT15	PS1400-50	3.125	2.733	0.130	\$5.83
TPS-03250-NT15	PS1400-52	3.250	2.858	0.130	\$5.83
TPS-03375-NT15	PS1400-54	3.375	2.983	0.130	\$6.06
TPS-03500-NT15	PS1400-56	3.500	3.108	0.130	\$6.30
TPS-03625-NT15	PS1400-58	3.625	3.233	0.130	\$8.94
TPS-03750-NT15	PS1400-60	3.750	3.358	0.130	\$9.25
TPS-04000-NT15	PS1400-64	4.000	3.608	0.130	\$9.95
TPS-04250-NT15	PS1400-68	4.250	3.858	0.130	\$10.57
TPS-04500-NT15	PS1400-72	4.500	4.108	0.130	\$11.19
TPS-04750-NT15	PS1400-76	4.750	4.358	0.130	\$11.89
TPS-04875-NT15	PS1400-78	4.875	4.483	0.130	\$12.20
TPS-05000-NT15	PS1400-80	5.000	4.608	0.130	\$12.51
TPS-05250-NT15	PS1400-84	5.250	4.858	0.130	\$13.13
TPS-05500-NT15	PS1400-88	5.500	5.108	0.130	\$13.83
TPS-05750-NT15	PS1400-92	5.750	5.232	0.160	\$19.43
TPS-05875-NT15	PS1400-94	5.875	5.357	0.160	\$19.82
TPS-06000-NT15	PS1400-96	6.000	5.482	0.160	\$20.28
TPS-06125-NT15	PS1400-98	6.125	5.607	0.160	\$20.75
TPS-06250-NT15	PS1400-100	6.250	5.732	0.160	\$21.14
TPS-06500-NT15	PS1400-104	6.500	5.982	0.160	\$21.99
TPS-07000-NT15	PS1400-112	7.000	6.482	0.160	\$23.78
TPS-07250-NT15	PS1400-116	7.250	6.732	0.160	\$24.64
TPS-07500-NT15	PS1400-120	7.500	6.982	0.160	\$25.57
TPS-08000-NT15	PS1400-128	8.000	7.482	0.160	\$30.54

Piston Seal



TPR Profile

Materials
Seal Ring: Bronze Filled PTFE
Energizer: NBR

Operating Conditions
Temperature: -40° to 250°F
Pressure: 5,000 PSI
Speed: 10 FPS

A compact low friction (2) piece Rectangular PTFE Piston Seal with a Square Ring energizer designed to fit NFPA groove standards. This piston seal is commonly used in medium duty hydraulic cylinders. Other material options and sizes may be available. Please contact customer service.

Part Number	Reference	Hardware Dimensions			List Price
		Bore Dia. "D1"	Groove Dia. "d1"	Groove Width "L"	
TPR-01000-NT43	PS1850-16	1.000	0.690	0.129	\$7.96
TPR-01250-NT43	PS1850-20	1.250	0.940	0.129	\$8.34
TPR-01500-NT43	PS1850-24	1.500	1.190	0.129	\$8.72
TPR-01750-NT43	PS1850-28	1.750	1.440	0.129	\$9.09
TPR-02000-NT43	PS1850-32	2.000	1.690	0.129	\$9.22
TPR-02250-NT43	PS1850-36	2.250	1.940	0.129	\$9.22
TPR-02500-NT43	PS1850-40	2.500	2.190	0.129	\$9.35
TPR-02750-NT43	PS1850-44	2.750	2.440	0.129	\$9.60
TPR-03000-NT43	PS1850-48	3.000	2.440	0.284	\$16.67
TPR-03250-NT43	PS1850-52	3.250	2.690	0.284	\$17.56
TPR-03500-NT43	PS1850-56	3.500	2.940	0.284	\$18.32
TPR-03750-NT43	PS1850-60	3.750	3.190	0.284	\$19.20
TPR-04000-NT43	PS1850-64	4.000	3.440	0.284	\$20.72



TPR Profile

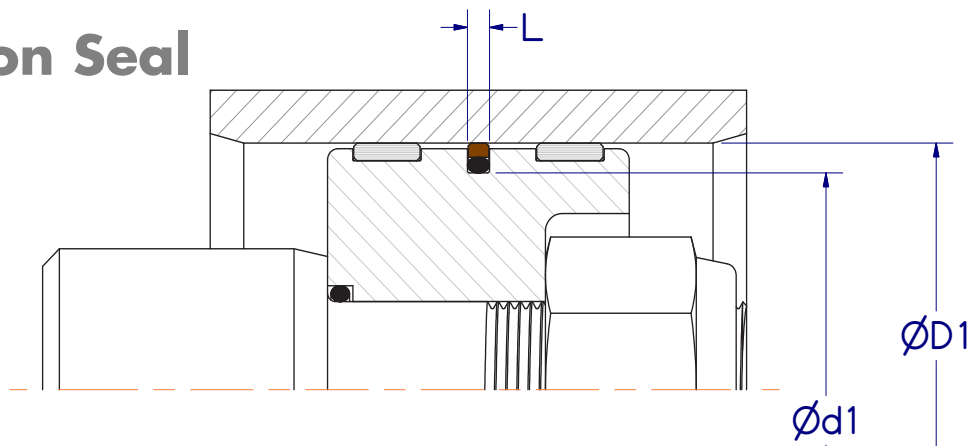
Piston Seal

Part Number	Reference	Hardware Dimensions			List Price
		Bore Dia. "D1"	Groove Dia. "d1"	Groove Width "L"	
TPR-04250-NT43	PS1850-68	4.250	3.690	0.284	\$21.60
TPR-04500-NT43	PS1850-72	4.500	3.940	0.284	\$22.36
TPR-04750-NT43	PS1850-76	4.750	4.190	0.284	\$23.24
TPR-05000-NT43	PS1850-80	5.000	4.440	0.284	\$24.00
TPR-05250-NT43	PS1850-84	5.250	4.488	0.379	\$43.20
TPR-05500-NT43	PS1850-88	5.500	4.738	0.379	\$44.72
TPR-05750-NT43	PS1850-92	5.750	4.988	0.379	\$46.23
TPR-06000-NT43	PS1850-96	6.000	5.238	0.379	\$46.36
TPR-06250-NT43	PS1850-100	6.250	5.488	0.379	\$46.48
TPR-06500-NT43	PS1850-104	6.500	5.738	0.379	\$46.99
TPR-07000-NT43	PS1850-112	7.000	6.238	0.379	\$48.25
TPR-07250-NT43	PS1850-116	7.250	6.488	0.379	\$51.66
TPR-07500-NT43	PS1850-120	7.500	6.738	0.379	\$55.07
TPR-07750-NT43	PS1850-124	7.750	6.988	0.379	\$59.12
TPR-08000-NT43	PS1850-128	8.000	7.238	0.379	\$69.73
TPR-08250-NT43	PS1850-132	8.250	7.488	0.379	\$77.31
TPR-08500-NT43	PS1850-136	8.500	7.738	0.379	\$82.23
TPR-09000-NT43	PS1850-144	9.000	8.122	0.379	\$69.64
TPR-09500-NT43	PS1850-152	9.500	8.622	0.379	\$88.08
TPR-10000-NT43	PS1850-160	10.000	9.122	0.379	\$97.18

Piston Seal



PS Profile



Materials
Seal Ring: Bronze Filled PTFE
Energizer: NBR

Operating Conditions
Temperature: -40° to 250°F
Pressure: 5,000 PSI
Speed: 12 FPS

A compact low friction (2) piece Chamfered PTFE Piston Seal with an O-Ring energizer designed to fit industry standard grooves. This piston seal is commonly used in medium duty hydraulic cylinders. Other material options and sizes may be available. Please contact customer service.

Part Number	Reference	Hardware Dimensions			List Price
		Bore Dia. "D1"	Groove Dia. "d1"	Groove Width "L"	
PS1-01000-NT43		1.000	0.702	0.126	\$6.08
PS1-01250-NT43		1.250	0.952	0.126	\$6.33
PS1-01500-NT43		1.500	1.202	0.126	\$6.58
PS2-01750-NT43		1.750	1.326	0.165	\$8.10
PS2-02000-NT43	PS2472-32	2.000	1.576	0.165	\$9.35
PS2-02250-NT43		2.250	1.826	0.165	\$10.62
PS2-02500-NT43	PS2472-40	2.500	2.076	0.165	\$11.89
PS2-02750-NT43	PS2472-44	2.750	2.326	0.165	\$13.15
PS2-03000-NT43	PS2472-48	3.000	2.576	0.165	\$14.41
PS3-03250-NT43	PS2473-52	3.250	2.634	0.247	\$22.85
PS3-03500-NT43	PS2473-56	3.500	2.884	0.247	\$24.68
PS3-04000-NT43	PS2473-64	4.000	3.384	0.247	\$28.38
PS3-04250-NT43	PS2473-68	4.250	3.634	0.247	\$30.21

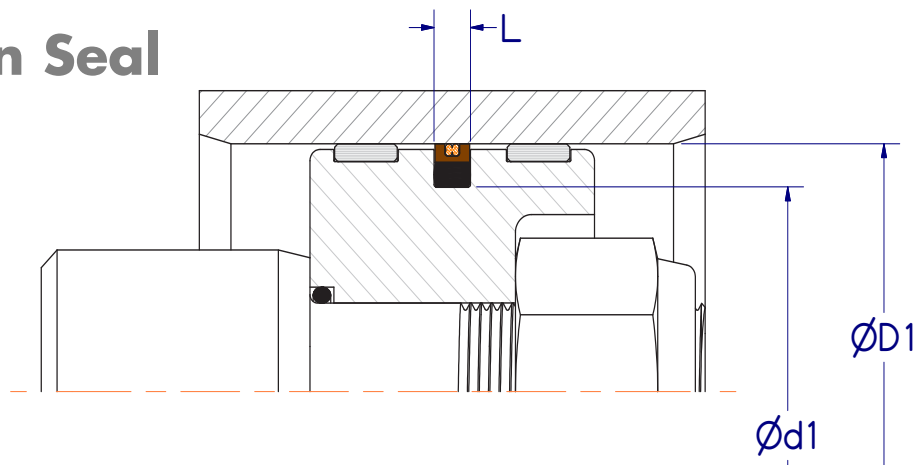


PS Profile

Piston Seal

Part Number	Reference	Hardware Dimensions			List Price
		Bore Dia. "D1"	Groove Dia. "d1"	Groove Width "L"	
PS3-04500-NT43	PS2473-72	4.500	3.884	0.247	\$32.03
PS3-04750-NT43		4.750	4.134	0.247	\$33.88
PS3-05000-NT43	PS2473-80	5.000	4.384	0.247	\$35.73
PS3-05250-NT43		5.250	4.634	0.247	\$37.57
PS3-06000-NT43	PS2473-96	6.000	5.384	0.247	\$43.11
PS4-05500-NT43	PS2474-88	5.500	4.670	0.320	\$51.22
PS4-05750-NT43		5.750	4.920	0.320	\$53.60
PS4-06000-NT43	PS2474-96	6.000	5.170	0.320	\$56.05
PS4-06500-NT43	PS2474-104	6.500	5.670	0.320	\$60.81
PS4-07000-NT43	PS2474-112	7.000	6.170	0.320	\$65.60
PS4-07500-NT43	PS2474-120	7.500	6.670	0.320	\$70.38
PS4-08000-NT43	PS2474-128	8.000	7.170	0.320	\$75.18
PS4-08500-NT43		8.500	7.670	0.320	\$80.00
PS4-09500-NT43	PS2474-152	9.500	8.670	0.320	\$121.53
PS4-10000-NT43	PS2474-160	10.000	9.170	0.320	\$128.11

Piston Seal



PQ Profile

Materials
Seal Ring: Bronze Filled PTFE
Energizer: NBR X Ring, NBR SQ Ring

Operating Conditions
Temperature: -40° to 225°F
Pressure: 5,000 PSI
Speed: 6 FPS

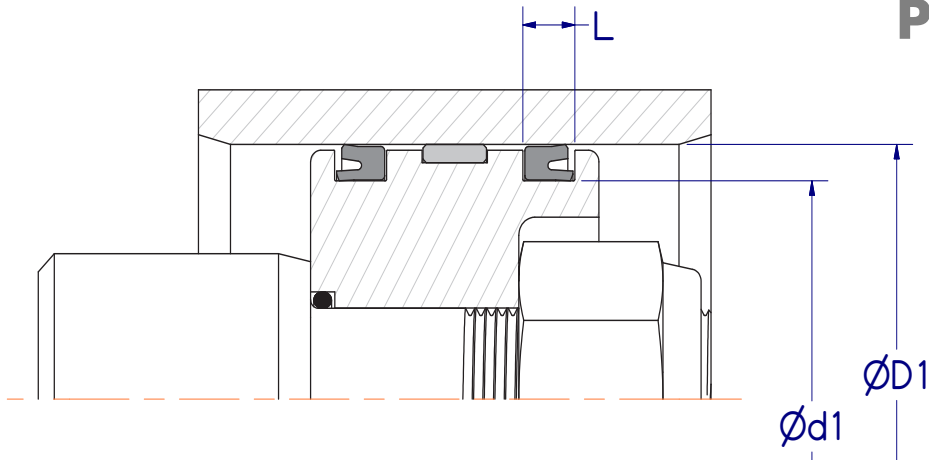
A zero drift (3) piece PTFE Piston Seal with a Square Ring energizer and a X-Ring inset into the PTFE Seal Ring designed to fit industry standard grooves. Excellent zero drift piston seal. Other material options and sizes may be available. Please contact customer service.

Part Number	Reference	Hardware Dimensions			List Price
		Bore Dia. "D1"	Groove Dia. "d1"	Groove Width "L"	
PQ3-01500-NT43	PSQ-24	1.500	0.890	0.288	\$19.89
PQ3-01750-NT43	PSQ-28	1.750	1.140	0.288	\$24.06
PQ3-02000-NT43	PSQ-32	2.000	1.390	0.288	\$28.61
PQ3-02250-NT43	PSQ-36	2.250	1.640	0.288	\$32.78
PQ3-02500-NT43	PSQ-40	2.500	1.890	0.288	\$37.14
PQ3-02750-NT43	PSQ-44	2.750	2.140	0.288	\$41.31
PQ3-03000-NT43	PSQ-48	3.000	2.390	0.288	\$45.66
PQ3-03250-NT43	PSQ-52	3.250	2.641	0.288	\$50.02
PQ3-03500-NT43	PSQ-56	3.500	2.891	0.288	\$54.19
PQ3-04000-NT43	PSQ-64	4.000	3.391	0.288	\$62.91
PQ3-04250-NT43	PSQ-68	4.250	3.641	0.288	\$67.07
PQ3-04500-NT43	PSQ-72	4.500	3.891	0.288	\$75.03
PQ3-05000-NT43	PSQ-80	5.000	4.390	0.288	\$84.13
PQ4-05500-NT43	PSQ-88	5.500	4.670	0.375	\$94.99
PQ4-06000-NT43	PSQ-96	6.000	5.170	0.375	\$103.20
PQ4-06500-NT43	PSQ-104	6.500	5.670	0.375	\$111.16
PQ4-07000-NT43	PSQ-112	7.000	6.170	0.375	\$119.24
PQ4-08000-NT43	PSQ-128	8.000	7.171	0.375	\$135.41
PQ4-09000-NT43	PSQ-144	9.000	8.171	0.375	\$151.58
PQ4-10000-NT43	PSQ-160	10.000	9.171	0.375	\$167.75



PU1 Profile

Piston Seal




Materials
Seal Ring: Polyurethane

Operating Conditions
Temperature: -40° to 250°F
Pressure: 5,000 PSI
Speed: 3 FPS

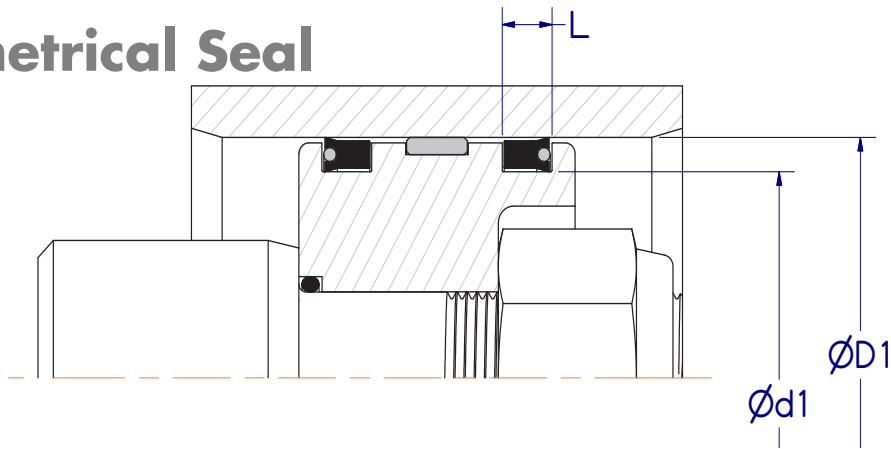
A uni-directional polyurethane Piston Seal with knife trimmed sealing lips for enhanced sealing performance. Typically used in a single acting cylinder application or two seals back-to-back in separate seal glands. Other material options and sizes may be available. Please contact customer service.

Part Number	Reference	Hardware Dimensions			List Price
		Bore Dia. "D1"	Groove Dia. "d1"	Groove Width "L"	
PU1-25002000-375-P92E	DPU25-1.50-37	2.000	1.500	0.413	\$8.27
PU1-25002500-375-P92E	DPU25-2.00-37	2.500	2.000	0.413	\$9.96
PU1-25003000-375-P92E	DPU25-2.50-37	3.000	2.500	0.413	\$13.42
PU1-25003500-375-P92E	DPU25-3.00-37	3.500	3.000	0.413	\$15.38
PU1-31203000-500-P92E		3.000	2.375	0.550	\$9.78
PU1-37504000-625-P92E	DPU37-3.25-62	4.000	3.250	0.688	\$19.56
PU1-37504500-625-P92E	DPU37-3.75-62	4.500	3.750	0.688	\$22.22
PU1-37505000-625-P92E	DPU37-4.25-62	5.000	4.250	0.688	\$27.82
PU1-37506000-625-P92E	DPU37-5.25-62	6.000	5.250	0.688	\$44.71
PU1-37507000-625-P92E	DPU37-6.25-62	7.000	6.250	0.688	\$61.07
PU1-37508000-625-P92E	DPU37-7.25-62	8.000	7.250	0.688	\$61.33
PU1-50009000-750-P92E	DPU50-8.00-75	9.000	8.000	0.825	\$90.78

Symmetrical Seal



SL1 Profile



Materials
Seal Ring: Polyurethane
O-Ring: NBR

Operating Conditions
Temperature: -40° to 250°F
Pressure: 5,000 PSI
Speed: 1.5 FPS

A non-beveled lip O-Ring energized symmetrical polyurethane U-Cup. Typically used in a single acting cylinder application or two seals back-to-back in separate seal glands. Available in square and deep profiles. Other material options and sizes may be available. Please contact customer service.

Part Number	Reference	Hardware Dimensions			List Price
		Bore Dia. "D1"	Groove Dia. "d1"	Groove Width "L"	
1/8" C/S (0.125)					
SL1-12500125-125-NP95U		0.375	0.125	0.138	\$3.01
SL1-12500187-125-NP95U		0.437	0.187	0.138	\$3.01
SL1-12500250-125-NP95U	P125-00.250	0.500	0.250	0.138	\$3.01
SL1-12500312-125-NP95U		0.562	0.312	0.138	\$3.01
SL1-12500375-125-NP95U	P125-00.375	0.625	0.375	0.138	\$3.01
SL1-12500437-125-NP95U		0.687	0.437	0.138	\$3.13
SL1-12500500-125-NP95U	P125-00.500	0.750	0.500	0.138	\$3.13
SL1-12500562-125-NP95U	P125-00.562	0.812	0.562	0.138	\$3.35
SL1-12500625-125-NP95U	P125-00.625	0.875	0.625	0.138	\$3.35
SL1-12500750-125-NP95U	P125-00.750	1.000	0.750	0.138	\$3.35
SL1-12500875-125-NP95U	P125-00.875	1.125	0.875	0.138	\$3.46
SL1-12501000-125-NP95U	P125-01.000	1.250	1.000	0.138	\$3.57
SL1-12501062-125-NP95U		1.312	1.062	0.138	\$4.02
SL1-12501125-125-NP95U	P125-01.125	1.375	1.125	0.138	\$4.24
SL1-12501187-125-NP95U	P125-01.187	1.437	1.187	0.138	\$4.46
SL1-12501250-125-NP95U	P125-01.250	1.500	1.250	0.138	\$4.69
SL1-12501312-125-NP95U		1.562	1.312	0.138	\$4.91
SL1-12501375-125-NP95U	P125-01.375	1.625	1.375	0.138	\$5.13
SL1-12501500-125-NP95U	P125-01.500	1.750	1.500	0.138	\$5.47
SL1-12501625-125-NP95U	P125-01.625	1.875	1.625	0.138	\$5.80



Symmetrical Seal

SL1 Profile

Part Number	Reference	Hardware Dimensions			List Price
		Bore Dia. "D1"	Groove Dia. "d1"	Groove Width "L"	
SL1-12501750-125-NP95U	P125-01.750	2.000	1.750	0.138	\$6.03
SL1-12502500-125-NP95U		2.750	2.500	0.138	\$6.81
SL1-12503000-125-NP95U	P125-03.000	3.250	3.000	0.138	\$8.37
SL1-12504500-125-NP95U	P125-04.500	4.750	4.500	0.138	\$13.39
5/32" C/S (0.156)					
SL1-15601000-156-NP95U	P156-01.000	1.312	1.000	0.172	\$3.91
SL1-15601187-156-NP95U	P156-01.187	1.500	1.187	0.172	\$4.69
SL1-15601250-156-NP95U		1.250	1.562	0.172	\$5.02
SL1-15601375-156-NP95U		1.375	1.687	0.172	\$5.47
3/16" C/S (0.187)					
SL1-18700312-187-NP95U		0.687	0.312	0.206	\$3.24
SL1-18700375-187-NP95U	P187-00.375	0.750	0.375	0.206	\$3.24
SL1-18700500-187-NP95U	P187-00.500	0.875	0.500	0.206	\$3.35
SL1-18700625-187-NP95U		1.000	0.625	0.206	\$3.57
SL1-18700687-187-NP95U		1.062	0.687	0.206	\$3.68
SL1-18700750-187-NP95U	P187-00.750	1.125	0.750	0.206	\$3.68
SL1-18700875-187-NP95U	P187-00.875	1.250	0.875	0.206	\$3.91
SL1-18701000-187-NP95U	P187-01.000	1.375	1.000	0.206	\$4.13
SL1-18701062-187-NP95U		1.062	1.437	0.206	\$4.35
SL1-18701125-187-NP95U	P187-01.125	1.500	1.125	0.206	\$4.58
SL1-18701250-187-NP95U	P187-01.250	1.625	1.250	0.206	\$5.02
SL1-18701375-187-NP95U	P187-01.375	1.750	1.375	0.206	\$5.47
SL1-18701500-187-NP95U	P187-01.500	1.875	1.500	0.206	\$5.80
SL1-18701625-187-NP95U	P187-01.625	2.000	1.625	0.206	\$6.25
SL1-18701750-187-NP95U	P187-01.750	2.125	1.750	0.206	\$6.36
SL1-18701812-187-NP95U		2.187	1.812	0.206	\$6.47
SL1-18701875-187-NP95U	P187-01.875	2.250	1.875	0.206	\$6.58
SL1-18702000-187-NP95U	P187-02.000	2.375	2.000	0.206	\$6.58
SL1-18702125-187-NP95U	P187-02.125	2.500	2.125	0.206	\$6.81
SL1-18702250-187-NP95U	P187-02.250	2.625	2.250	0.206	\$6.92
SL1-18702375-187-NP95U	P187-02.375	2.750	2.375	0.206	\$7.03
SL1-18702500-187-NP95U	P187-02.500	2.875	2.500	0.206	\$7.14
SL1-18702625-187-NP95U	P187-02.625	3.000	2.625	0.206	\$8.15
SL1-18702750-187-NP95U	P187-02.750	3.125	2.750	0.206	\$8.37



Symmetrical Seal



SL1 Profile

Part Number	Reference	Hardware Dimensions			List Price
		Bore Dia. "D1"	Groove Dia. "d1"	Groove Width "L"	
SL1-18702875-187-NP95U	P187-02.875	3.250	2.875	0.206	\$8.59
SL1-18703000-187-NP95U	P187-03.000	3.375	3.000	0.206	\$8.71
SL1-18703125-187-NP95U	P187-03.125	3.500	3.125	0.206	\$8.93
SL1-18703375-187-NP95U	P187-03.375	3.750	3.375	0.206	\$10.27
SL1-18703500-187-NP95U	P187-03.500	3.875	3.500	0.206	\$10.60
SL1-18703625-187-NP95U	P187-03.625	4.000	3.625	0.206	\$11.49
SL1-18703875-187-NP95U		4.250	3.875	0.206	\$11.94
SL1-18704000-187-NP95U		4.375	4.000	0.206	\$12.83
SL1-18704125-187-NP95U	P187-04.125	4.500	4.125	0.206	\$13.06
SL1-18704250-187-NP95U		4.625	4.250	0.206	\$13.17
SL1-18704375-187-NP95U		4.750	4.375	0.206	\$13.61
SL1-18704500-187-NP95U	P187-04.500	4.875	4.500	0.206	\$13.73
SL1-18704750-187-NP95U	P187-04.750	5.125	4.750	0.206	\$14.51
SL1-18705875-187-NP95U	P187-05.875	6.250	5.875	0.206	\$16.74
7/32" C/S (0.218)					
SL1-21902812-219-NP95U		3.250	2.812	0.241	\$9.37
1/4" C/S (0.250)					
SL1-25000312-250-NP95U		0.812	0.312	0.275	\$4.91
SL1-25000687-250-NP95U	P250-00.687	1.187	0.687	0.275	\$5.13
SL1-25000750-250-NP95U	P250-00.750	1.250	0.750	0.275	\$5.16
SL1-25000875-250-NP95U		1.375	0.875	0.275	\$5.16
SL1-25001000-250-NP95U	P250-01.000	1.500	1.000	0.275	\$5.13
SL1-25001250-250-NP95U	P250-01.250	1.750	1.250	0.275	\$6.12
SL1-25001500-250-NP95U	P250-01.500	2.000	1.500	0.275	\$6.70
SL1-25001750-250-NP95U	P250-01.750	2.250	1.750	0.275	\$7.59
SL1-25002000-250-NP95U	P250-02.000	2.500	2.000	0.275	\$8.26
SL1-25002250-250-NP95U	P250-02.250	2.750	2.250	0.275	\$8.59
SL1-25002500-250-NP95U	P250-02.500	3.000	2.500	0.275	\$4.91
SL1-25002500-250-NP95U	P250-02.500	3.000	2.500	0.275	\$9.15
SL1-25002750-250-NP95U	P250-02.750	3.250	2.750	0.275	\$9.26
SL1-25003000-250-NP95U	P250-03.000	3.500	3.000	0.275	\$9.60
SL1-25003125-250-NP95U	P250-03.125	3.625	3.125	0.275	\$10.08
SL1-25003500-250-NP95U	P250-03.500	4.000	3.500	0.275	\$12.28
SL1-25003750-250-NP95U	P250-03.750	4.250	3.750	0.275	\$12.95
SL1-25004000-250-NP95U	P250-04.000	4.500	4.000	0.275	\$13.28



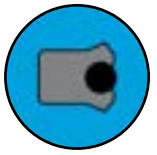
Symmetrical Seal

SL1 Profile

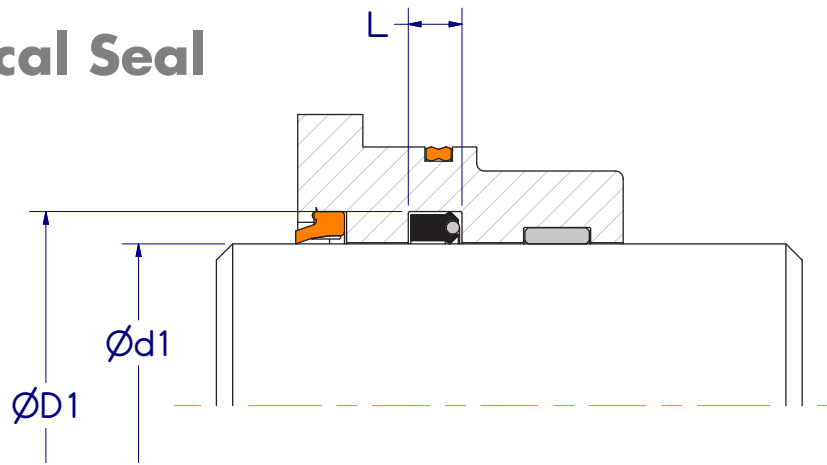
Part Number	Reference	Hardware Dimensions			List Price
		Bore Dia. "D1"	Groove Dia. "d1"	Groove Width "L"	
SL1-25004250-250-NP95U	P250-04.250	4.750	4.250	0.275	\$15.00
SL1-25004500-250-NP95U	P250-04.500	5.000	4.500	0.275	\$15.62
SL1-25004750-250-NP95U	P250-04.750	5.250	4.750	0.275	\$16.29
SL1-25005000-250-NP95U	P250-05.000	5.500	5.000	0.275	\$17.30
SL1-25005500-250-NP95U	P250-05.500	6.000	5.500	0.275	\$18.97
SL1-25005750-250-NP95U		6.250	5.750	0.275	\$19.80
SL1-25006000-250-NP95U		6.500	6.000	0.275	\$23.40
SL1-25006500-250-NP95U	P250-06.500	7.000	6.500	0.275	\$24.55
SL1-25006750-250-NP95U		7.250	6.750	0.275	\$33.48
SL1-25007500-250-NP95U	P250-07.500	8.000	7.500	0.275	\$37.39
SL1-25008000-250-NP95U		8.500	8.000	0.275	\$42.41
SL1-25009250-250-NP95U		9.750	9.250	0.275	\$64.20
SL1-25009500-250-NP95U		10.000	9.500	0.275	\$65.84
SL1-25009750-250-NP95U		10.250	9.750	0.275	\$69.60
5/16" C/S (0.312)					
SL1-31201125-312-NP95U		1.125	1.750	0.343	\$10.04
SL1-31203000-375-NP95U		3.000	3.625	0.413	\$18.68
SL1-31203500-312-NP95U	P312-03.500	4.125	3.500	0.343	\$18.41
SL1-31203625-375-NP95U		4.250	3.625	0.413	\$21.68
SL1-31204500-312-NP95U		5.125	4.500	0.343	\$25.20
SL1-31206375-312-NP95U		7.000	6.375	0.343	\$42.00
SL1-31207375-312-NP95U	P312-07.375	8.000	7.375	0.343	\$46.80
3/8" C/S (0.375)					
SL1-37502250-375-NP95U		3.000	2.250	0.413	\$13.28
SL1-37503625-375-NP95U		4.375	3.625	0.413	\$22.80
SL1-37503750-375-NP95U	P375-03.750	4.500	3.750	0.413	\$23.44
SL1-37504500-375-NP95U	P375-04.500	5.250	4.500	0.413	\$26.34
SL1-37504875-375-NP95U		5.625	4.875	0.413	\$28.80
SL1-37509250-375-NP95U		10.000	9.250	0.413	\$77.23
SL1-37510250-375-NP95U		11.000	10.250	0.413	\$87.60
SL1-37511250-375-NP95U		12.000	11.250	0.413	\$92.07
5/8" C/S (0.625)					
SL1-62505750-625-NP95U		7.000	5.750	0.688	\$63.05
SL1-62506750-625-NP95U		8.000	6.750	0.688	\$78.00



Symmetrical Seal



SL2 Profile



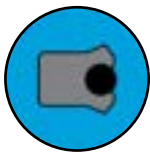
Materials
Seal Ring: Polyurethane
O-Ring: NBR

Operating Conditions
Temperature: -40° to 250°F
Pressure: 5,000 PSI
Speed: 1.5 FPS

A beveled lip O-Ring energized symmetrical polyurethane U-Cup. Typically used in a light and medium duty cylinder application. Available in square and deep profiles.

Other material options and sizes may be available. Please contact customer service.

Part Number	Reference	Hardware Dimensions			List Price
		Rod Dia. "d1"	Groove Dia. "D1"	Groove Width "L"	
1/8" C/S (0.125)					
SL2-12500125-250B-NP95U	P125-00.125-250B	0.125	0.375	0.275	\$3.46
SL2-12500187-250B-NP95U	P125-00.187-250B	0.187	0.437	0.275	\$3.46
SL2-12500250-250B-NP95U	P125-00.250-250B	0.250	0.500	0.275	\$3.46
SL2-12500282-250B-NP95U		0.282	0.532	0.275	\$2.49
SL2-12500312-250B-NP95U	P125-00.312-250B	0.312	0.562	0.275	\$3.55
SL2-12500375-250B-NP95U	P125-00.375-250B	0.375	0.625	0.275	\$3.55
SL2-12500500-125B-NP95U	P125-00.500-125B	0.500	0.750	0.138	\$2.69
SL2-12500500-250B-NP95U	P125-00.500-250B	0.500	0.750	0.275	\$3.65
SL2-12500562-250B-NP95U		0.562	0.812	0.275	\$3.74
SL2-12500625-250B-NP95U	P125-00.625-250B	0.625	0.875	0.275	\$3.84
SL2-12500687-250B-NP95U		0.687	0.937	0.275	\$3.84
SL2-12500750-125B-NP95U	P125-00.750-125B	0.750	1.000	0.138	\$2.88
SL2-12500750-187B-NP95U		0.750	1.000	0.206	\$3.46
SL2-12500750-250B-NP95U	P125-00.750-250B	0.750	1.000	0.275	\$3.84
SL2-12500812-250B-NP95U	P125-00.812-250B	0.812	1.062	0.275	\$2.87
SL2-12500875-250B-NP95U	P125-00.875-250B	0.875	1.125	0.275	\$3.94
SL2-12500937-250B-NP95U		0.937	1.187	0.275	\$3.94
SL2-12501000-125B-NP95U		1.000	1.250	0.138	\$3.07
SL2-12501000-187B-NP95U	P125-01.000-187B	1.000	1.250	0.206	\$3.74
SL2-12501000-250B-NP95U	P125-01.000-250B	1.000	1.250	0.275	\$4.03



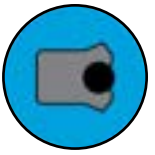
Symmetrical Seal

SL2 Profile

Part Number	Reference	Hardware Dimensions			List Price
		Rod Dia. "d1"	Groove Dia. "D1"	Groove Width "L"	
SL2-12501062-250B-NP95U	P125-01.062-250B	1.062	1.312	0.275	\$4.03
SL2-12501125-250B-NP95U	P125-01.125-250B	1.125	1.375	0.275	\$4.13
SL2-12501187-250B-NP95U	P125-01.187-250B	1.187	1.437	0.275	\$4.22
SL2-12501250-187B-NP95U	P125-01.250-187B	1.250	1.500	0.206	\$3.84
SL2-12501250-250B-NP95U	P125-01.250-250B	1.250	1.500	0.275	\$4.32
SL2-12501312-125B-NP95U		1.312	1.562	0.138	\$2.68
SL2-12501312-187B-NP95U		1.312	1.562	0.206	\$4.42
SL2-12501375-250B-NP95U	P125-01.375-250B	1.375	1.625	0.260	\$4.51
SL2-12501500-250B-NP95U	P125-01.500-250B	1.500	1.750	0.260	\$5.28
SL2-12501625-125B-NP95U		1.625	1.875	0.138	\$4.31
SL2-12501750-250B-NP95U		1.750	2.000	0.260	\$5.38
SL2-12501875-250B-NP95U		1.875	2.125	0.260	\$5.38
SL2-12502000-250B-NP95U	P125-02.000-250B	2.000	2.250	0.260	\$5.76
SL2-12502125-250B-NP95U		2.125	2.375	0.260	\$6.14
SL2-12502250-250B-NP95U		2.250	2.500	0.260	\$6.34
SL2-12502500-250B-NP95U	P125-02.500-250B	2.500	2.750	0.260	\$6.72
3/16" C/S (0.187)					
SL2-17000650-250B-NP95U		0.650	0.990	0.275	\$4.31
SL2-18700312-312B-NP95U		0.312	0.687	0.343	\$5.28
SL2-18700375-187B-NP95U		0.375	0.750	0.206	\$4.31
SL2-18700375-312B-NP95U		0.375	0.750	0.343	\$5.28
SL2-18700430-375B-NP95U		0.430	0.805	0.413	\$4.78
SL2-18700500-312B-NP95U		0.500	0.875	0.343	\$4.02
SL2-18700540-312B-NP95U		0.540	0.915	0.343	\$3.83
SL2-18700625-312B-NP95U		0.625	1.000	0.343	\$4.31
SL2-18700875-312B-NP95U	P187-00.875-312B	0.875	1.250	0.343	\$5.76
SL2-18700925-312B-NP95U		0.925	1.300	0.343	\$4.78
SL2-18701000-312B-NP95U	P187-01.000-312B	1.000	1.375	0.343	\$5.95
SL2-18701125-187B-NP95U	P187-01.125-187B	1.125	1.500	0.206	\$3.94
SL2-18701125-312B-NP95U	P187-01.125-312B	1.125	1.500	0.343	\$5.95
SL2-18701250-250B-NP95U	P187-01.250-250B	1.250	1.625	0.275	\$4.80
SL2-18701250-312B-NP95U	P187-01.250-312B	1.250	1.625	0.343	\$6.24
SL2-18701250-375B-NP95U		1.250	1.625	0.413	\$6.96

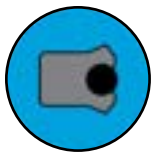


Symmetrical Seal



SL2 Profile

Part Number	Reference	Hardware Dimensions			List Price
		Rod Dia. "d1"	Groove Dia. "D1"	Groove Width "L"	
SL2-18701375-250B-NP95U		1.375	1.750	0.275	\$5.28
SL2-18701375-312B-NP95U	P187-01.375-312B	1.375	1.750	0.343	\$6.43
SL2-18701375-375B-NP95U		1.375	1.750	0.413	\$7.20
SL2-18701500-250B-NP95U		1.500	1.875	0.275	\$5.57
SL2-18701500-312B-NP95U	P187-01.500-312B	1.500	1.875	0.343	\$6.72
SL2-18701500-375B-NP95U	P187-01.500-375B	1.500	1.875	0.413	\$8.16
SL2-18701625-312B-NP95U	P187-01.625-312B	1.625	2.000	0.343	\$6.72
SL2-18701625-375B-NP95U		1.625	2.000	0.413	\$6.51
SL2-18701750-312B-NP95U	P187-01.750-312B	1.750	2.125	0.343	\$7.01
SL2-18701750-375B-NP95U	P187-01.750-375B	1.750	2.125	0.413	\$8.64
SL2-18701875-375B-NP95U		1.875	2.250	0.413	\$8.88
SL2-18702000-312B-NP95U	P187-02.000-312B	2.000	2.375	0.343	\$7.20
SL2-18702000-375B-NP95U	P187-02.000-375B	2.000	2.375	0.413	\$9.12
SL2-18702125-250B-NP95U		2.125	2.500	0.275	\$6.53
SL2-18702125-375B-NP95U	P187-02.125-375B	2.125	2.500	0.413	\$9.12
SL2-18702250-312B-NP95U		2.250	2.625	0.343	\$7.49
SL2-18702250-375B-NP95U		2.250	2.625	0.413	\$9.30
SL2-18702375-375B-NP95U		2.375	2.750	0.413	\$9.36
SL2-18702500-250B-NP95U	P187-02.500-250B	2.500	2.875	0.275	\$6.91
SL2-18702500-375B-NP95U	P187-02.500-375B	2.500	2.875	0.413	\$9.41
SL2-18702625-375B-NP95U	P187-02.625-375B	2.625	3.000	0.413	\$9.60
SL2-18702750-187B-NP95U	P187-02.750-187B	2.750	3.125	0.206	\$7.20
SL2-18703000-375B-NP95U	P187-03.000-375B	3.000	3.375	0.413	\$10.94
SL2-18703125-375B-NP95U	P187-03.125-375B	3.125	3.500	0.413	\$11.14
SL2-18703500-375B-NP95U	P187-03.500-375B	3.500	3.875	0.413	\$14.98
SL2-18704000-375B-NP95U	P187-04.000-375B	4.000	4.375	0.413	\$17.28
1/4" C/S (0.250)					
SL2-22500500-250B-NP95U		0.500	0.950	0.275	\$3.83
SL2-25000437-375B-NP95U		0.437	0.937	0.413	\$4.78
SL2-25000500-375B-NP95U	P250-00.500-375B	0.500	1.000	0.413	\$8.16
SL2-25000750-375B-NP95U	P250-00.750-375B	0.750	1.250	0.413	\$8.64
SL2-25001000-375B-NP95U	P250-01.000-375B	1.000	1.500	0.413	\$9.02
SL2-25001250-375B-NP95U	P250-01.250-375B	1.250	1.750	0.413	\$9.41
SL2-25001375-375B-NP95U	P250-01.375-375B	1.375	1.875	0.413	\$9.48

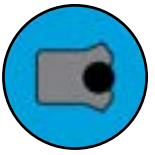


Symmetrical Seal

SL2 Profile

Part Number	Reference	Hardware Dimensions			List Price
		Rod Dia. "d1"	Groove Dia. "D1"	Groove Width "L"	
SL2-25001500-375B-NP95U	P250-01.500-375B	1.500	2.000	0.413	\$9.60
SL2-25001750-375B-NP95U	P250-01.750-375B	1.750	2.250	0.413	\$9.79
SL2-25001875-375B-NP95U		1.875	2.375	0.413	\$10.53
SL2-25002000-250B-NP95U	P250-02.000-250B	2.000	2.500	0.275	\$8.52
SL2-25002000-375B-NP95U	P250-02.000-375B	2.000	2.500	0.413	\$10.56
SL2-25002250-375B-NP95U	P250-02.250-375B	2.250	2.750	0.413	\$11.04
SL2-25002375-375B-NP95U		2.375	2.875	0.413	\$11.40
SL2-25002500-375B-NP95U	P250-02.500-375B	2.500	3.000	0.413	\$12.00
SL2-25002750-375B-NP95U	P250-02.750-375B	2.750	3.250	0.413	\$12.96
SL2-25002875-375B-NP95U	P250-02.875-375B	2.875	3.375	0.413	\$13.20
SL2-25003000-375B-NP95U	P250-03.000-375B	3.000	3.500	0.413	\$14.40
SL2-25003125-250B-NP95U		3.125	3.625	0.275	\$8.04
SL2-25003250-375B-NP95U		3.250	3.750	0.413	\$15.36
SL2-25003500-250B-NP95U		3.500	4.000	0.275	\$9.79
SL2-25003500-375B-NP95U	P250-03.500-375B	3.500	4.000	0.413	\$16.32
SL2-25003750-250B-NP95U		3.750	4.250	0.275	\$10.32
SL2-25003750-375B-NP95U	P250-03.750-375B	3.750	4.250	0.413	\$17.76
SL2-25004000-375B-NP95U	P250-04.000-375B	4.000	4.500	0.413	\$18.24
SL2-25004000-562B-NP95U	P250-04.000-562B	4.000	4.500	0.618	\$25.20
SL2-25004500-375B-NP95U	P250-04.500-375B	4.500	5.000	0.413	\$14.40
SL2-25004500-562B-NP95U	P250-04.500-562B	4.500	5.000	0.618	\$26.88
SL2-25004750-250B-NP95U		4.750	5.250	0.275	\$11.96
SL2-25004750-375B-NP95U	P250-04.750-375B	4.750	5.250	0.413	\$21.12
SL2-25004875-562B-NP95U		4.875	5.375	0.618	\$27.60
SL2-25005000-375B-NP95U	P250-05.000-375B	5.000	5.500	0.413	\$22.08
SL2-25005500-375B-NP95U	P250-05.500-375B	5.500	6.000	0.413	\$26.88
SL2-25005500-562B-NP95U	P250-05.500-562B	5.500	6.000	0.618	\$34.08
SL2-25005750-562B-NP95U	P250-05.750-562B	5.750	6.250	0.618	\$27.74
SL2-25006000-375B-NP95U	P250-06.000-375B	6.000	6.500	0.413	\$27.84
SL2-25006500-375B-NP95U		6.500	7.000	0.413	\$29.28

Symmetrical Seal



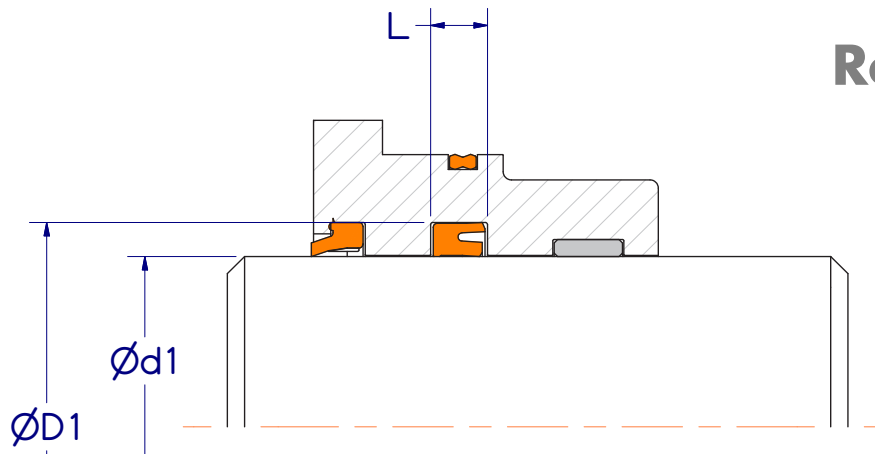
SL2 Profile

Part Number	Reference	Hardware Dimensions			List Price
		Rod Dia. "d1"	Groove Dia. "D1"	Groove Width "L"	
5/16" C/S (0.312)					
SL2-31201500-500B-NP95U	P312-01.500-500B	1.500	2.125	0.550	\$15.60
SL2-31202250-500B-NP95U	P312-02.250-500B	2.250	2.875	0.550	\$17.28
SL2-31202500-500B-NP95U	P312-02.500-500B	2.500	3.125	0.550	\$18.24
SL2-31203000-500B-NP95U	P312-03.000-500B	3.000	3.625	0.550	\$19.68
SL2-31203500-500B-NP95U	P312-03.500-500B	3.500	4.125	0.550	\$22.08
SL2-31205000-625B-NP95U		5.000	5.625	0.688	\$32.40
SL2-31205125-625B-NP95U		5.125	5.750	0.688	\$33.00
3/8" C/S (0.375)					
SL2-37500812-375B-NP95U		0.812	1.562	0.413	\$9.09
SL2-37503500-625B-NP95U	P375-03.500-625B	3.500	4.250	0.688	\$28.80
SL2-37503750-625B-NP95U	P375-03.750-625B	3.750	4.500	0.688	\$30.24
SL2-37504250-625B-NP95U	P375-04.250-625B	4.250	5.000	0.688	\$32.26
SL2-37505250-625B-NP95U	P375-05.250-625B	5.250	6.000	0.688	\$36.48
SL2-37505500-625B-NP95U	P375-05.500-625B	5.500	6.250	0.688	\$37.44
SL2-37507250-625B-NP95U	P375-07.250-625B	7.250	8.000	0.688	\$49.20
SL2-37509500-625B-NP95U		9.500	10.250	0.688	\$59.14



RU1 Profile

Rod Seal



Materials
Seal Ring: Polyurethane

Operating Conditions
Temperature: -40° to 250°F
Pressure: 5,000 PSI
Speed: 3 FPS

A twin lip asymmetric polyurethane U-Cup. Knife trimmed sealing lips provide improved sealing performance. The secondary lip provides improved stability. Used in light and medium duty cylinder applications. Other material options and sizes may be available. Please contact customer service.

Part Number	Reference	Hardware Dimensions			List Price
		Rod Dia. "d1"	Groove Dia. "D1"	Groove Width "L"	
1/8" C/S (0.125)					
RU1-12500625-187-P92T	DRTU12-0.62-18	0.625	0.875	0.206	\$5.78
RU1-12500625-250-P92T		0.625	0.875	0.275	\$8.67
RU1-12500625-250-P94T		0.625	0.875	0.275	\$7.83
RU1-12500750-187-P92T		0.750	1.000	0.206	\$7.71
RU1-12500750-250-P92E		0.750	1.000	0.275	\$5.78
RU1-12500750-250-P92T	DRTU12-0.75-25	0.750	1.000	0.275	\$8.80
RU1-12500750-250-P94T		0.750	1.000	0.275	\$7.95
RU1-12500875-250-P92E		0.875	1.125	0.275	\$8.16
RU1-12500875-250-P92T		0.875	1.125	0.275	\$9.07
RU1-12500875-250-P94T		0.875	1.125	0.275	\$8.19
RU1-12501000-187-P92E		1.000	1.250	0.206	\$8.40
RU1-12501000-187-P92T		1.000	1.250	0.206	\$9.33
RU1-12501000-187-P94T		1.000	1.250	0.206	\$8.43
RU1-12501000-250-P92E		1.000	1.375	0.275	\$8.28
RU1-12501000-250-P92T	DRTU12-1.00-25	1.000	1.250	0.275	\$9.20
RU1-12501000-250-P94T		1.000	1.375	0.275	\$8.31
RU1-12501125-187-P92T		1.125	1.375	0.206	\$9.87
RU1-12501125-187-P94T		1.125	1.375	0.206	\$8.92
RU1-12501125-250-P92E		1.125	1.375	0.275	\$7.20
RU1-12501250-250-P92T		1.250	1.500	0.275	\$9.87
RU1-12501250-250-P94T		1.250	1.500	0.275	\$8.92



Rod Seal



RU1 Profile

Part Number	Reference	Hardware Dimensions			List Price
		Rod Dia. "d1"	Groove Dia. "D1"	Groove Width "L"	
RU1-12501375-187-P92T		1.375	1.625	0.206	\$10.80
RU1-12501375-187-P94T		1.375	1.625	0.206	\$9.76
RU1-12501500-187-P92E		1.500	1.750	0.206	\$8.80
RU1-12501500-187-P92T		1.500	1.750	0.206	\$10.80
RU1-12501500-250-P92T		1.500	1.750	0.275	\$10.80
RU1-12501500-250-P94T		1.500	1.750	0.275	\$9.76
RU1-12501625-250-P94T		1.625	1.875	0.275	\$11.45
RU1-12501750-250-P94T		1.750	2.000	0.275	\$10.48
RU1-12502000-250-P94T		2.000	2.250	0.275	\$12.80
3/16" C/S (0.187)					
RU1-18701000-250-P92T		1.000	1.375	0.275	\$9.87
RU1-18701000-250-P94T		1.000	1.375	0.275	\$8.92
RU1-18701000-312-P92E		1.000	1.375	0.343	\$8.88
RU1-18701000-312-P92T	DRTU18-1.00-31	1.000	1.375	0.343	\$9.87
RU1-18701000-312-P94T		1.000	1.375	0.343	\$8.92
RU1-18701125-312-P92E		1.125	1.500	0.343	\$9.12
RU1-18701125-312-P92T	DRTU18-1.12-31	1.125	1.500	0.343	\$10.13
RU1-18701125-312-P94T		1.125	1.500	0.343	\$9.16
RU1-18701250-250-P92E		1.250	1.625	0.275	\$8.43
RU1-18701250-250-P92T		1.250	1.625	0.275	\$10.40
RU1-18701250-312-P92E		1.250	1.625	0.343	\$9.36
RU1-18701250-312-P92T	DRTU18-1.25-31	1.250	1.625	0.343	\$10.40
RU1-18701250-312-P94T		1.250	1.625	0.343	\$9.40
RU1-18701250-375-P92T	DRTU18-1.25-37	1.250	1.625	0.413	\$10.93
RU1-18701375-312-P92T	DRTU18-1.37-31	1.375	1.750	0.343	\$11.07
RU1-18701375-312-P94T		1.375	1.750	0.343	\$10.00
RU1-18701500-250-P92T	DRTU18-1.50-25	1.500	1.875	0.275	\$11.20
RU1-18701500-250-P94T		1.500	1.875	0.275	\$10.12
RU1-18701500-312-P92E		1.500	1.875	0.343	\$10.08
RU1-18701500-312-P92T	DRTU18-1.50-31	1.500	1.875	0.343	\$11.20
RU1-18701500-312-P94T		1.500	1.875	0.343	\$10.12
RU1-18701500-375-P92E		1.500	1.875	0.413	\$10.08
RU1-18701500-375-P92T	DRTU18-1.50-37	1.500	1.875	0.413	\$11.20
RU1-18701500-375-P94T		1.500	1.875	0.413	\$10.12
RU1-18701625-281-P94T		1.625	2.000	0.309	\$11.57
RU1-18701625-312-P94T		1.625	2.000	0.343	\$12.80



Rod Seal

RU1 Profile

Part Number	Reference	Hardware Dimensions			List Price
		Rod Dia. "d1"	Groove Dia. "D1"	Groove Width "L"	
RU1-18701625-375-P94T	DRTU18-1.62-37	1.625	2.000	0.413	\$12.80
RU1-18701750-250-P94T	DRTU18-1.75-25	1.750	2.125	0.275	\$13.00
RU1-18701750-312-P94T	DRTU18-1.75-31	1.750	2.125	0.343	\$13.00
RU1-18701750-375-P94T	DRTU18-1.75-37	1.750	2.125	0.413	\$13.00
RU1-18701875-312-P94T		1.875	2.250	0.343	\$13.07
RU1-18701875-375-P92T		1.875	2.250	0.413	\$11.81
RU1-18701875-375-P94T	DRTU18-1.87-37	1.875	2.250	0.413	\$13.07
RU1-18702000-250-P94T		2.000	2.375	0.275	\$12.65
RU1-18702000-312-P94T	DRTU18-2.00-31	2.000	2.375	0.343	\$14.00
RU1-18702000-375-P94T	DRTU18-2.00-37	2.000	2.375	0.413	\$14.00
RU1-18702125-375-P94T		2.125	2.500	0.413	\$16.00
RU1-18702250-250-P94T		2.250	2.625	0.275	\$17.33
RU1-18702250-375-P92T		2.250	2.625	0.413	\$15.66
RU1-18702250-375-P94T	DRTU18-2.25-37	2.250	2.625	0.413	\$17.33
RU1-18702375-375-P94T		2.375	2.750	0.413	\$16.80
RU1-18702500-312-P94T		2.500	2.875	0.343	\$17.73
RU1-18702500-375-P94T		2.500	2.875	0.413	\$17.95
RU1-18702625-375-P94T		2.625	3.000	0.413	\$16.51
RU1-18702750-375-P94T		2.750	3.125	0.413	\$16.75
RU1-18702875-375-P94T		2.875	3.250	0.413	\$17.71
RU1-18703000-375-P92E		3.000	3.375	0.413	\$16.14
RU1-18703000-375-P94T		3.000	3.375	0.413	\$19.87
RU1-18703125-625-P94T		3.125	3.500	0.688	\$26.13
RU1-18703250-375-P94T		3.250	3.625	0.413	\$23.86
RU1-18703250-562-P94T		3.250	3.625	0.618	\$27.07
RU1-18703500-375-P92E		3.500	3.875	0.413	\$21.20
RU1-18703500-375-P94T		3.500	3.875	0.413	\$26.00
RU1-18703750-375-P94T		3.750	4.125	0.413	\$24.58
RU1-18704000-375-P94T		4.000	4.375	0.413	\$28.67
RU1-18704750-375-P94T		4.750	5.125	0.413	\$31.93
RU1-18705500-375-P94T		5.500	5.875	0.413	\$39.64
7/32" C/S (0.219)					
RU1-21803000-281-P94T		3.000	3.436	0.309	\$21.24
1/4" C/S (0.250)					
RU1-25000875-341-P94T		0.875	1.375	0.375	\$13.25
RU1-25001000-250-P92E		1.000	1.500	0.275	\$9.48



Rod Seal



RU1 Profile

Part Number	Reference	Hardware Dimensions			List Price
		Rod Dia. "d1"	Groove Dia. "D1"	Groove Width "L"	
RU1-25001000-250-P92T		1.000	1.500	0.275	\$10.53
RU1-25001000-250-P94T		1.000	1.500	0.275	\$9.52
RU1-25001000-341-P94T		1.000	1.500	0.375	\$9.52
RU1-25001000-375-P92E		1.000	1.500	0.413	\$9.48
RU1-25001000-375-P92T	DRTU25-1.00-37	1.000	1.500	0.413	\$10.53
RU1-25001000-375-P94T		1.000	1.500	0.413	\$9.52
RU1-25001125-250-P94T		1.125	1.625	0.275	\$9.76
RU1-25001250-250-P92E		1.250	1.750	0.275	\$8.67
RU1-25001250-250-P92T		1.250	1.750	0.275	\$10.67
RU1-25001250-250-P94T		1.250	1.750	0.275	\$9.64
RU1-25001250-375-P92E		1.250	1.750	0.413	\$9.84
RU1-25001250-375-P92T	DRTU25-1.25-37	1.250	1.750	0.413	\$10.93
RU1-25001250-375-P94T		1.250	1.750	0.413	\$9.88
RU1-25001375-375-P92E		1.375	1.875	0.413	\$10.68
RU1-25001375-375-P92T	DRTU25-1.37-37	1.375	1.875	0.413	\$11.87
RU1-25001375-375-P94T		1.375	1.875	0.413	\$10.72
RU1-25001500-250-P94T		1.500	2.000	0.275	\$11.57
RU1-25001500-341-P94T		1.500	2.000	0.375	\$11.57
RU1-25001500-375-P92E		1.500	2.000	0.413	\$11.52
RU1-25001500-375-P92T	DRTU25-1.50-37	1.500	2.000	0.413	\$12.80
RU1-25001500-375-P94T		1.500	2.000	0.413	\$11.57
RU1-25001625-375-P94T		1.625	2.125	0.413	\$14.00
RU1-25001750-250-P94T		1.750	2.250	0.275	\$12.89
RU1-25001750-341-P94T		1.750	2.250	0.375	\$12.89
RU1-25001750-375-P92E		1.750	2.250	0.413	\$12.84
RU1-25001750-375-P94T	DRTU25-1.75-37	1.750	2.250	0.413	\$12.84
RU1-25001750-500-P94T		1.750	2.250	0.550	\$16.14
RU1-25001875-375-P92T		1.875	2.375	0.413	\$12.05
RU1-25001875-375-P94T		1.875	2.375	0.413	\$13.33
RU1-25002000-250-P94T		2.000	2.500	0.275	\$13.98
RU1-25002000-312-P94T		2.000	2.500	0.343	\$15.47
RU1-25002000-341-P94T		2.000	2.500	0.375	\$13.98
RU1-25002000-375-P92T		2.000	2.500	0.413	\$14.76
RU1-25002000-375-P94T	DRTU25-2.00-37	2.000	2.500	0.413	\$16.40
RU1-25002000-750-P94T		2.000	2.500	0.825	\$26.27
RU1-25002250-341-P94T		2.250	2.750	0.375	\$15.66
RU1-25002250-375-P92T		2.250	2.750	0.413	\$15.66



Rod Seal

RU1 Profile

Part Number	Reference	Hardware Dimensions			List Price
		Rod Dia. "d1"	Groove Dia. "D1"	Groove Width "L"	
RU1-25002250-375-P94T	DRTU25-2.25-37	2.250	2.750	0.413	\$17.33
RU1-25002375-375-P94T		2.375	2.875	0.413	\$16.14
RU1-25002500-250-P94T		2.500	3.000	0.275	\$17.11
RU1-25002500-375-P92E		2.500	3.000	0.413	\$19.16
RU1-25002500-375-P92T		2.500	3.000	0.413	\$17.11
RU1-25002500-375-P94T	DRTU25-2.50-37	2.500	3.000	0.413	\$18.93
RU1-25002625-500-P94T		2.625	3.125	0.550	\$27.11
RU1-25002750-312-P94T		2.750	3.250	0.343	\$18.94
RU1-25002750-375-P94T	DRTU25-2.75-37	2.750	3.250	0.413	\$19.19
RU1-25002875-375-P94T		2.875	3.375	0.413	\$17.83
RU1-25003000-375-P94T	DRTU25-3.00-37	3.000	3.500	0.413	\$20.66
RU1-25003000-625-P94T		3.000	3.500	0.688	\$27.11
RU1-25003000-750-P94T		3.000	3.500	0.825	\$27.59
RU1-25003250-375-P94T	DRTU25-3.25-37	3.250	3.750	0.413	\$21.00
RU1-25003375-375-P94T		3.375	3.875	0.413	\$23.86
RU1-25003500-312-P94T	DRTU25-3.50-31	3.500	4.000	0.343	\$24.20
RU1-25003500-375-P94T	DRTU25-3.50-37	3.500	4.000	0.413	\$24.20
RU1-25003625-375-P94T		3.625	4.125	0.413	\$24.46
RU1-25003750-375-P94T	DRTU25-3.75-37	3.750	4.250	0.413	\$25.06
RU1-25003750-500-P94T		3.750	4.250	0.550	\$25.90
RU1-25003750-562-P94T		3.750	4.250	0.618	\$25.90
RU1-25003875-375-P94T		3.875	4.375	0.413	\$24.94
RU1-25004000-312-P94T		4.000	4.500	0.343	\$26.39
RU1-25004000-375-P94T	DRTU25-4.00-37	4.000	4.500	0.413	\$26.64
RU1-25004000-562-P94T		4.000	4.500	0.618	\$30.13
RU1-25004000-750-P94T		4.000	4.500	0.825	\$29.64
RU1-25004375-375-P94T		4.375	4.875	0.413	\$26.99
RU1-25004500-375-P94T		4.500	5.000	0.413	\$34.93
RU1-25004750-625-P94T		4.750	5.250	0.688	\$36.51
RU1-25004875-375-P94T		4.875	5.375	0.413	\$32.80
RU1-25005000-375-P94T		5.000	5.500	0.413	\$40.53
RU1-25005000-562-P94T		5.000	5.500	0.618	\$36.63
RU1-25005000-750-P94T		5.000	5.500	0.825	\$38.19
RU1-25005125-562-P94T		5.125	5.625	0.618	\$39.64
RU1-25005375-625-P94T		5.375	5.875	0.688	\$43.25



Rod Seal



RU1 Profile

Part Number	Reference	Hardware Dimensions			List Price
		Rod Dia. "d1"	Groove Dia. "D1"	Groove Width "L"	
RU1-25005500-375-P94T		5.500	6.000	0.413	\$48.13
RU1-25005500-562-P94T		5.500	6.000	0.618	\$41.93
RU1-25005625-375-P94T		5.625	6.125	0.413	\$46.14
RU1-25006000-562-P94T		6.000	6.500	0.618	\$46.14
RU1-25006000-562-P94T		6.000	6.500	0.618	\$46.14
RU1-25006000-750-P94T		6.000	6.500	0.825	\$48.07
RU1-25006375-375-P94T		6.375	6.875	0.413	\$56.87
RU1-25007000-562-P94T		7.000	7.500	0.618	\$53.86
RU1-25007000-562-P94T		7.000	7.500	0.618	\$53.86
RU1-25007000-750-P94T		7.000	7.500	0.825	\$55.90
RU1-25007250-375-P94T		7.250	7.750	0.413	\$66.87
RU1-25008000-562-P94T		8.000	8.500	0.618	\$61.81
RU1-25008125-375-P94T		8.125	8.625	0.413	\$73.25
RU1-25008125-750-P94T		8.125	8.625	0.825	\$77.35
RU1-25009000-562-P94T		9.000	9.500	0.618	\$72.89
RU1-25009125-375-P94T		9.125	9.625	0.413	\$84.58
RU1-25009375-750-P94T		9.375	9.875	0.825	\$76.99
RU1-25009750-375-P94T		9.750	10.250	0.413	\$85.30
RU1-25010000-562-P94T		10.000	10.500	0.618	\$88.31
5/16" C/S (0.312)					
RU1-31201750-437-P94T		1.750	2.375	0.481	\$15.18
RU1-31202000-312-P94T		2.000	2.625	0.343	\$16.63
RU1-31202000-500-P92E		2.000	2.625	0.550	\$19.80
RU1-31202000-500-P94T	DRTU31-2.00-50	2.000	2.625	0.550	\$22.00
RU1-31202250-500-P92E		2.250	2.875	0.550	\$29.64
RU1-31202250-500-P94T		2.250	2.875	0.550	\$29.20
RU1-31202500-500-P94T	DRTU31-2.50-50	2.500	3.125	0.550	\$25.73
RU1-31202625-625-P94T		2.625	3.250	0.688	\$23.86
RU1-31202750-375-P94T		2.750	3.375	0.413	\$20.84
RU1-31202750-500-P92T		2.750	3.375	0.550	\$24.94
RU1-31202750-500-P94T	DRTU31-2.75-50	2.750	3.375	0.550	\$24.53
RU1-31203000-500-P94T	DRTU31-3.00-50	3.000	3.625	0.500	\$26.53
RU1-31203250-500-P94T		3.250	3.875	0.550	\$25.78
RU1-31203500-500-P94T		3.500	4.125	0.550	\$28.31



Rod Seal

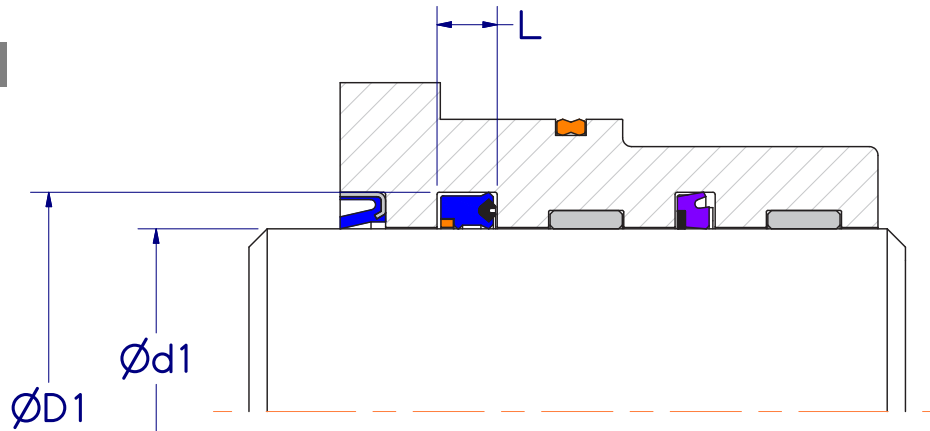
RU1 Profile

Part Number	Reference	Hardware Dimensions			List Price
		Rod Dia. "d1"	Groove Dia. "D1"	Groove Width "L"	
RU1-31204000-375-P94T		4.000	4.625	0.413	\$25.66
RU1-31204000-500-P94T		4.000	4.625	0.550	\$34.40
RU1-31204500-500-P94T		4.500	5.125	0.550	\$37.59
RU1-31204500-625-P94T		4.500	5.125	0.688	\$45.18
RU1-31204625-625-P94T		4.625	5.250	0.688	\$45.78
RU1-31205000-500-P94T		5.000	5.625	0.550	\$40.48
RU1-31205375-625-P94T		5.375	6.000	0.688	\$50.12
RU1-31205500-312-P94T		5.500	6.125	0.343	\$45.06
3/8" C/S (0.375)					
RU1-37502000-625-P94T		2.000	2.625	0.688	\$23.37
RU1-37502500-625-P94T		2.500	3.125	0.688	\$29.04
RU1-37502750-625-P94T		2.750	3.375	0.688	\$31.93
RU1-37503000-625-P94T		3.000	3.625	0.688	\$33.86
RU1-37503500-625-P94T		3.500	4.125	0.688	\$37.95
RU1-37504000-500-P94T		4.000	4.625	0.688	\$40.48
RU1-37504000-625-P94T		4.000	4.625	0.688	\$40.48
RU1-37504250-625-P94T		4.250	4.875	0.688	\$44.70
RU1-37504500-625-P94T		4.500	5.125	0.688	\$48.80
RU1-37505500-625-P94T		5.500	6.250	0.688	\$61.60
RU1-37506000-625-P94T		5.000	5.625	0.688	\$57.23
RU1-37506500-625-P94T		6.500	7.125	0.688	\$63.49
RU1-37507000-625-P94T		7.000	7.625	0.688	\$67.83
RU1-37507750-625-P94T		7.750	8.375	0.688	\$73.01
RU1-37508000-625-P94T		8.000	8.625	0.688	\$76.51
RU1-37509250-625-P94T		9.250	9.875	0.688	\$81.69

Rod Seal



RP1 Profile



Materials
Seal Ring: Polyurethane
Loader: LT NBR
Backup Ring: POM

Operating Conditions
Temperature: -65° to 225°F
Pressure: 10,000 PSI
Speed: 3 FPS

A rubber energized twin lip asymmetric polyurethane U-Cup with integral Backup Ring. Knife trimmed sealing lips provide improved sealing performance. POM Backup Ring for high pressure cylinder applications. Other material options and sizes may be available. Please contact customer service.

Part Number	Reference	Hardware Dimensions			List Price
		Rod Dia. "d1"	Groove Dia. "D1"	Groove Width "L"	
3/16" C/S (0.187)					
RP1-18701250-250-P92E	RTUB18-1.25-25	1.250	1.625	0.275	\$14.44
RP1-18701250-312-P92E	RTUB18-1.25-31	1.250	1.625	0.343	\$15.00
RP1-18701500-250-P92E	RTUB18-1.50-25	1.500	1.875	0.275	\$18.33
RP1-18701500-312-P92E	RTUB18-1.50-31	1.500	1.875	0.343	\$18.89
RP1-18701750-250-P92E	RTUB18-1.75-25	1.750	2.125	0.275	\$19.44
RP1-18701750-375-P92E	RTUB18-1.75-37	1.750	2.125	0.413	\$21.56
RP1-18702000-375-P92E	RTUB18-2.00-37	2.000	2.375	0.413	\$22.22
RP1-18703750-375-P92E		3.750	4.125	0.413	\$29.23
1/4" C/S (0.250)					
RP1-25001375-375-P92E	RTUB25-1.37-37	1.375	1.875	0.413	\$21.44
RP1-25001500-375-P92E	RTUB25-1.50-37	1.500	2.000	0.413	\$21.56
RP1-25001750-375-P92E	RTUB25-1.75-37	1.750	2.250	0.413	\$21.89
RP1-25002000-375-P92E	RTUB25-2.00-37	2.000	2.500	0.413	\$22.78
RP1-25002250-375-P92E	RTUB25-2.25-37	2.250	2.750	0.413	\$22.78
RP1-25002375-375-P92E	RTUB25-2.37-37	2.375	2.875	0.413	\$23.56
RP1-25002500-375-P92E	RTUB25-2.50-37	2.500	3.000	0.413	\$23.56
RP1-25002750-375-P92E	RTUB25-2.75-37	2.750	3.250	0.413	\$26.11
RP1-25003000-375-P92E	RTUB25-3.00-37	3.000	3.500	0.413	\$27.78
RP1-25003250-375-P92E	RTUB25-3.25-37	3.250	3.750	0.413	\$33.33
RP1-25003500-375-P92E	RTUB25-3.50-37	3.500	4.000	0.413	\$35.00



Rod Seal

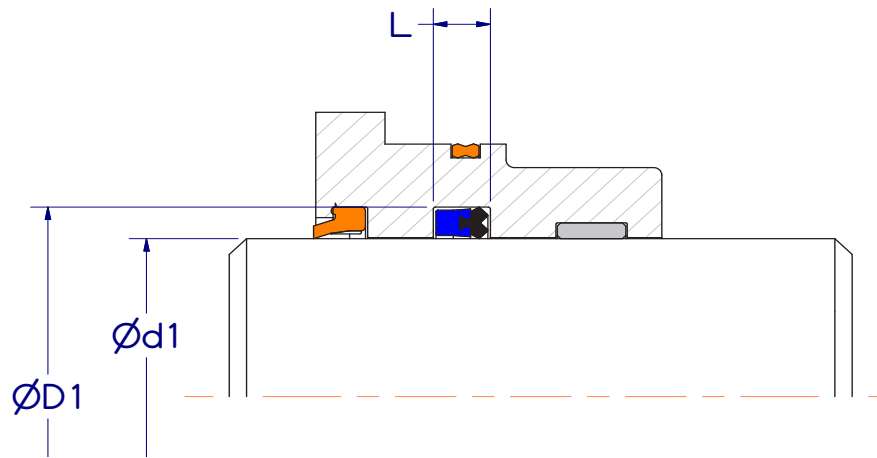
RP1 Profile

Part Number	Reference	Hardware Dimensions			List Price
		Rod Dia. "d1"	Groove Dia. "D1"	Groove Width "L"	
RP1-25003750-375-P92E	RTUB25-3.75-37	3.750	4.250	0.413	\$38.56
RP1-25004000-375-P92E	RTUB25-4.00-37	4.000	4.500	0.413	\$39.00
RP1-25004000-562-P92E	RTUB25-4.00-56	4.000	4.500	0.618	\$46.67
RP1-25004500-375-P92E	RTUB25-4.50-37	4.500	5.000	0.413	\$45.56
RP1-25004500-562-P92E	RTUB25-4.50-56	4.500	5.000	0.618	\$53.33
RP1-25005000-562-P92E	RTUB25-5.00-56	5.000	5.500	0.618	\$66.67
RP1-25005500-562-P92E	RTUB25-5.50-56	5.500	6.000	0.618	\$77.78
RP1-25005750-562-P92E		5.750	6.250	0.618	\$83.33
RP1-25006000-562-P92E	RTUB25-6.00-56	6.000	6.500	0.618	\$88.89
5/16" C/S (0.312)					
RP1-31202500-500-P92E	RTUB31-2.50-50	2.500	3.125	0.550	\$25.00
RP1-31203000-500-P92E	RTUB31-3.00-50	3.000	3.625	0.550	\$32.22
RP1-31203500-500-P92E	RTUB31-3.50-50	3.500	4.125	0.550	\$36.11
RP1-31204000-562-P92E	RTUB31-4.00-56	4.000	4.625	0.618	\$47.89
RP1-31204500-625-P92E	RTUB31-4.50-62	4.500	5.125	0.688	\$55.56
RP1-31205000-625-P92E	RTUB31-5.00-62	5.000	5.625	0.688	\$69.44
3/8" C/S (0.375)					
RP1-37503000-625-P92E	RTUB37-3.00-62	3.000	3.750	0.688	\$39.44
RP1-37503500-625-P92E	RTUB37-3.50-62	3.500	4.250	0.688	\$42.22
RP1-37504000-625-P92E	RTUB37-4.00-62	4.000	4.750	0.688	\$52.89
RP1-37504250-625-P92E		4.250	5.000	0.688	\$45.95
RP1-37504500-625-P92E	RTUB37-4.50-62	4.500	5.250	0.688	\$60.00
RP1-37505000-625-P92E	RTUB37-5.00-62	5.000	5.750	0.688	\$72.22
RP1-37505750-625-P92E		5.750	6.500	0.688	\$67.45
RP1-37506000-625-P92E	RTUB37-6.00-62	6.000	6.750	0.688	\$98.78
RP1-37506500-500-P92E		6.500	7.250	0.550	\$117.33
RP1-37507000-625-P92E		7.000	7.750	0.688	\$142.00
RP1-37508000-625-P92E	RTUB37-8.00-62	8.000	8.750	0.688	\$209.89
RP1-37508500-625-P92E		8.500	9.250	0.688	\$246.89

Rod Seal



RZ1 Profile



Materials
Seal Ring: Polyurethane
Loader: NBR

Operating Conditions
Temperature: -65° to 250°F
Pressure: 5,800 PSI
Speed: 3 FPS

A rubber lip asymmetric polyurethane U-Cup. Knife trimmed sealing lips provide improved sealing performance. Used in light and medium duty cylinder applications requiring zero drift at low pressure. Other material options and sizes may be available. Please contact customer service.

Part Number	Reference	Hardware Dimensions			List Price
		Rod Dia. "d1"	Groove Dia. "D1"	Groove Width "L"	
3/16" C/S (0.187)					
RZ1-18701000-312-NLTP95U		1.000	1.375	0.343	\$8.33
RZ1-18701250-312-NLTP95U	U18-1.12-31DZ	1.250	1.625	0.343	\$8.33
RZ1-18701375-312-NLTP95U		1.375	1.750	0.343	\$9.45
RZ1-18701500-375-NLTP95U	U18-1.50-37DZ	1.500	1.875	0.413	\$10.00
RZ1-18701750-312-NLTP95U		1.750	2.125	0.343	\$11.25
RZ1-18701750-375-NLTP95U	U18-1.75-37DZ	1.750	2.125	0.413	\$10.00
RZ1-18702000-375-NLTP95U		2.000	2.375	0.413	\$13.33
RZ1-18702250-250-NLTP95U		2.250	2.625	0.275	\$14.58
RZ1-18705000-375-NLTP95U		5.000	5.375	0.413	\$41.67
RZ1-18705750-375-NLTP95U		5.750	6.125	0.413	\$62.50
1/4" C/S (0.250)					
RZ1-25001750-375-NLTP95U	U25-1.75-37DZF	1.750	2.250	0.413	\$12.50
RZ1-25002000-375-NLTP94T	U25-2.00-37DZF	2.000	2.500	0.413	\$14.00
RZ1-25002000-375-NLTP95U	U25-2.00-37DZF	2.000	2.500	0.413	\$14.00
RZ1-25002250-375-NLTP95U		2.250	2.750	0.413	\$14.00
RZ1-25002500-375-NLTP95U	U25-2.50-37DZ	2.500	3.000	0.413	\$14.50
RZ1-25002625-375-NLTP95U	U25-2.62-37DZ	2.625	3.125	0.413	\$19.58
RZ1-25003000-375-NLTP95U	U25-3.00-37DZF	3.000	3.500	0.413	\$20.83
RZ1-25003125-250-NLTP95U		3.125	3.625	0.275	\$25.00
RZ1-25003250-375-NLTP95U		3.250	3.750	0.413	\$25.00



Rod Seal

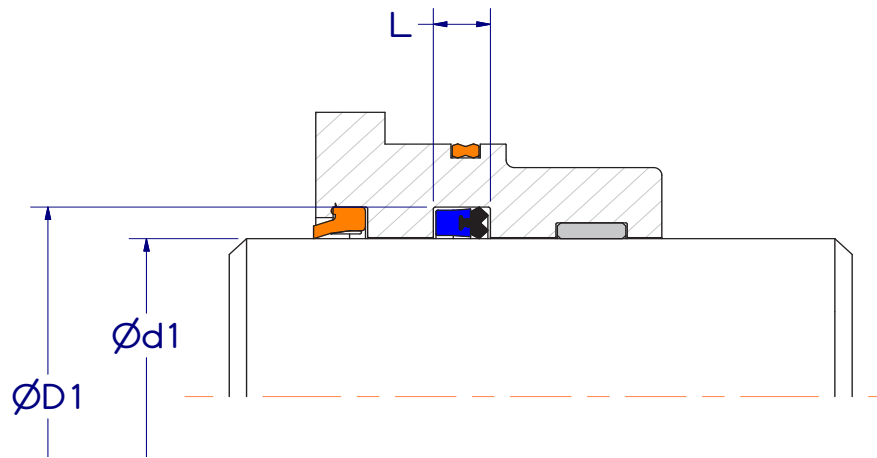
RZ1 Profile

Part Number	Reference	Hardware Dimensions			List Price
		Rod Dia. "d1"	Groove Dia. "D1"	Groove Width "L"	
RZ1-25003500-250-NLTP95U		3.250	4.000	0.275	\$26.25
RZ1-25003500-375-NLTP95U	U25-3.50-37DZF	3.500	4.000	0.413	\$26.83
RZ1-25003750-250-NLTP95U		3.750	4.250	0.275	\$29.17
RZ1-25004000-375-NLTP95U		4.000	4.500	0.413	\$29.25
RZ1-25004500-500-NLTP95U		4.500	5.000	0.550	\$37.50
RZ1-25005500-375-NLTP95U		5.500	6.000	0.413	\$46.67
RZ1-25005750-375-NLTP95U		5.750	6.250	0.413	\$62.50
RZ1-25007250-375-NLTP95U		7.250	7.750	0.413	\$100.00
5/16" C/S (0.312)					
RZ1-31203500-312-NLTP95U		3.500	4.125	0.343	\$27.08
RZ1-31203500-500-NLTP95U		3.500	4.125	0.550	\$29.17
3/8" C/S (0.375)					
RZ1-37503000-562-NLTP95U		3.000	3.750	0.618	\$29.17
RZ1-37503000-625-NLTP95U		3.000	3.750	0.688	\$29.17
RZ1-37503500-625-NLTP95U	U37-3.50-62DZ	3.500	4.250	0.688	\$29.17
RZ1-37504000-625-NLTP95U	U37-4.00-62DZ	4.000	4.750	0.688	\$37.50
1/2" C/S (0.500)					
RZ1-50006000-750-NLTP95U		6.000	7.000	0.825	\$75.00

Rod Seal



RZ1 Profile



Materials
Seal Ring: Hytrel
Loader: LT NBR

Operating Conditions
Temperature: -65° to 250°F
Pressure: 5,800 PSI
Speed: 3 FPS

A rubber lip asymmetric polyurethane U-Cup. Knife trimmed sealing lips provide improved sealing performance. Used in light and medium duty cylinder applications requiring zero drift at low pressure. Other material options and sizes may be available. Please contact customer service.

Part Number	Reference	Hardware Dimensions			List Price
		Rod Dia. "d1"	Groove Dia. "D1"	Groove Width "L"	
3/16" C/S (0.187)					
RZ1-18701000-312-NLTFY55		1.000	1.375	0.343	\$7.50
RZ1-18701250-312-NLTFY55		1.250	1.625	0.343	\$7.50
RZ1-18701500-375-NLTFY55		1.500	1.875	0.413	\$9.00
RZ1-18701750-312-NLTFY55		1.750	2.125	0.343	\$10.13
RZ1-18701750-375-NLTFY55	U18-1.75-37DZ	1.750	2.125	0.413	\$10.80
RZ1-18702000-312-NLTFY55		2.000	2.375	0.343	\$13.28
RZ1-18702000-375-NLTFY55		2.000	2.375	0.413	\$12.00
RZ1-18702250-250-NLTFY55		2.250	2.625	0.275	\$13.13
RZ1-18705000-375-NLTFY55		5.000	5.375	0.413	\$37.50
RZ1-18705750-375-NLTFY55		5.750	6.125	0.413	\$56.25
1/4" C/S (0.250)					
RZ1-25001750-375-NLTFY55	U25-1.75-37DZF	1.750	2.250	0.413	\$11.25
RZ1-25002000-375-NLTFY55	U25-2.00-37DZF	2.000	2.500	0.413	\$12.60
RZ1-25002250-375-NLTFY55		2.250	2.750	0.413	\$12.60
RZ1-25002500-375-NLTFY55	U25-2.50-37DZ	2.500	3.000	0.413	\$13.05
RZ1-25002625-375-NLTFY55	U25-2.62-37DZ	2.625	3.125	0.413	\$17.63
RZ1-25002750-375-NLTFY55		2.750	3.250	0.413	\$13.05
RZ1-25003000-375-NLTFY55	U25-3.00-37DZF	3.000	3.500	0.413	\$18.75



Rod Seal

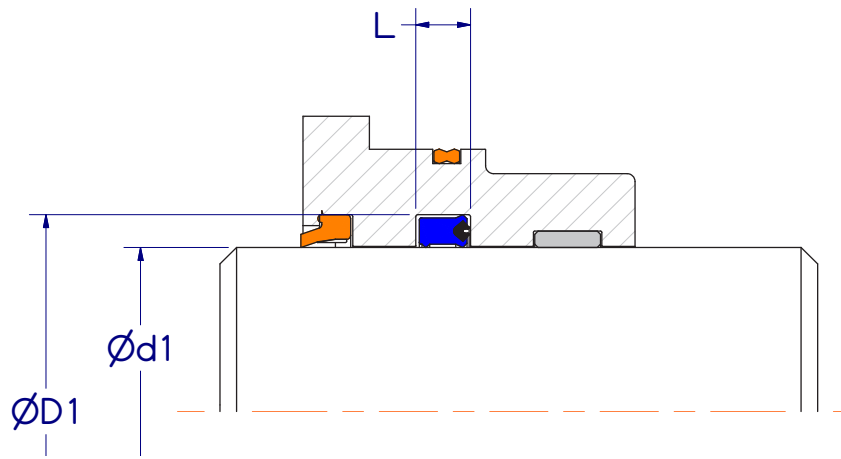
RZ1 Profile

Part Number	Reference	Hardware Dimensions			List Price
		Rod Dia. "d1"	Groove Dia. "D1"	Groove Width "L"	
RZ1-25003125-250-NLTFY55		3.125	3.625	0.275	\$21.00
RZ1-25003250-375-NLTFY55		3.250	3.750	0.413	\$22.50
RZ1-25003500-250-NLTFY55		3.250	4.000	0.275	\$23.63
RZ1-25003500-375-NLTFY55	U25-3.50-37DZF	3.500	4.000	0.413	\$24.15
RZ1-25004000-375-NLTFY55	U25-4.00-37DZLF	4.000	4.500	0.413	\$26.33
RZ1-25004500-500-NLTFY55		4.500	5.000	0.550	\$33.75
RZ1-25005500-375-NLTFY55		5.500	6.000	0.413	\$42.00
RZ1-25005750-375-NLTFY55		5.750	6.250	0.413	\$56.25
RZ1-25007250-375-NLTFY55		7.250	7.750	0.413	\$84.00
5/16" C/S (0.312)					
RZ1-31203500-312-NLTFY55		3.500	4.125	0.343	\$24.38
RZ1-31203500-500-NLTFY55		3.500	4.125	0.550	\$26.25
3/8" C/S (0.375)					
RZ1-37503000-562-NLTFY55		3.000	3.750	0.618	\$28.00
RZ1-37503000-625-NLTFY55		3.000	3.750	0.688	\$29.75
RZ1-37503500-625-NLTFY55		3.500	4.250	0.688	\$31.50
RZ1-37504000-625-NLTFY55		4.000	4.750	0.688	\$33.75
1/2" C/S (0.500)					
RZ1-50006000-750-NLTFY55		6.000	7.000	0.825	\$67.50

Rod Seal



RU7 Profile



Materials
Seal Ring: Polyurethane
Loader: LT NBR

Operating Conditions
Temperature: -65° to 225°F
Pressure: 5,000 PSI
Speed: 3 FPS

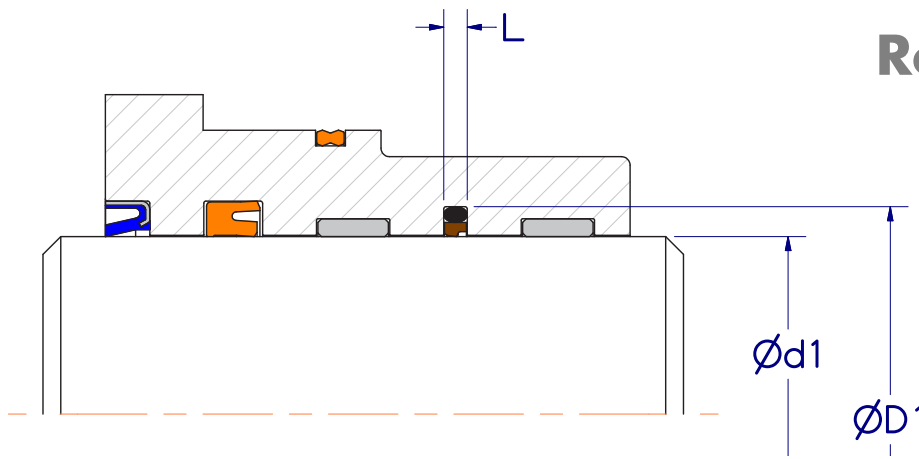
A rubber energized twin lip asymmetric polyurethane U-Cup. Knife trimmed sealing lips provide improved sealing performance. Recommended for low temperature cylinder applications. Other material options and sizes may be available. Please contact customer service.

Part Number	Reference	Hardware Dimensions			List Price
		Rod Dia. "d1"	Groove Dia. "D1"	Groove Width "L"	
RU7-18701125-312-P92E		1.125	1.500	0.343	\$11.67
RU7-18701250-312-P92E		1.250	1.625	0.343	\$13.89
RU7-18701375-312-P92E		1.375	1.750	0.343	\$13.89
RU7-18701500-312-P92E		1.500	1.875	0.343	\$15.33
RU7-25001500-375-P92E		1.500	2.000	0.413	\$15.22
RU7-25001750-375-P92E		1.750	2.250	0.413	\$17.78
RU7-25002000-375-P92E		2.000	2.500	0.413	\$20.56
RU7-25002250-375-P92E		2.250	2.750	0.413	\$21.67
RU7-25002500-375-P92E		2.500	3.000	0.413	\$22.22
RU7-25002750-375-P92E		2.750	3.250	0.413	\$23.89
RU7-25003000-375-P92E		3.000	3.500	0.413	\$26.11
RU7-25003500-375-P92E		3.500	4.000	0.413	\$31.11
RU7-25004000-375-P92E		4.000	4.500	0.413	\$31.47
RU7-31203500-500-P92E		3.500	4.125	0.550	\$33.89
RU7-31204000-500-P92E		4.000	4.625	0.550	\$45.00
RU7-31204500-500-P92E		4.500	5.125	0.550	\$53.33
RU7-37505000-625-P92E		5.000	5.750	0.688	\$68.89
RU7-37506000-625-P92E		6.000	6.750	0.688	\$84.44



RS Profile

Rod Seal



Materials
Seal Ring: Bronze PTFE
Loader: NBR

Operating Conditions
Temperature: -40° to 250°F
Pressure: 5,000 PSI
Speed: 12 FPS

A stepped (2) piece PTFE Buffer Seal. Typically used in combination with a polyurethane U-Cup to reduce the high pressure being imposed on the primary U-Cup seal. Often used in heavy duty cylinder applications. Other material options and sizes may be available. Please contact customer service.

Part Number	Reference	Hardware Dimensions			List Price
		Rod Dia. "d1"	Groove Dia. "D1"	Groove Width "L"	
RS1-00500-NT43	KR-05001	0.500	0.787	0.126	\$5.42
RS1-01000-NT43	KR-10001	1.000	1.287	0.126	\$8.43
RS1-01125-NT43	KR-11201	1.125	1.412	0.126	\$9.64
RS1-01250-NT43	KR-12501	1.250	1.537	0.126	\$10.84
RS1-01500-NT43	KR-15001	1.500	1.787	0.126	\$12.04
RS1-01750-NT43	KR-17501	1.750	2.037	0.126	\$13.25
Separator					
RS2-00750-NT43		0.750	1.171	0.165	\$8.73
RS2-00875-NT43		0.875	1.296	0.165	\$9.03
RS2-01000-NT43	KR-10002	1.000	1.421	0.165	\$9.33
RS2-01125-NT43		1.125	1.546	0.165	\$13.25
RS2-01250-NT43	KR-12502	1.250	1.671	0.165	\$13.55
RS2-01375-NT43	KR-13702	1.375	1.796	0.165	\$14.75
RS2-01500-NT43	KR-15002	1.500	1.921	0.165	\$17.97
RS2-01750-NT43	KR-17502	1.750	2.171	0.165	\$18.36
RS2-01875-NT43	KR-18702	1.875	2.296	0.165	\$18.36
RS2-02000-NT43	KR-20002	2.000	2.421	0.165	\$20.68
RS2-02125-NT43	KR-21202	2.125	2.546	0.165	\$20.68
RS2-02250-NT43	KR-22502	2.250	2.671	0.165	\$21.88
RS2-02500-NT43	KR-25002	2.500	2.921	0.165	\$24.25
RS2-02750-NT43	KR-27502	2.750	3.171	0.165	\$26.64
RS2-03000-NT43	KR-30002	3.000	3.421	0.165	\$28.99
RS2-04000-NT43	KR-40002	4.000	4.421	0.165	\$38.35

Rod Seal

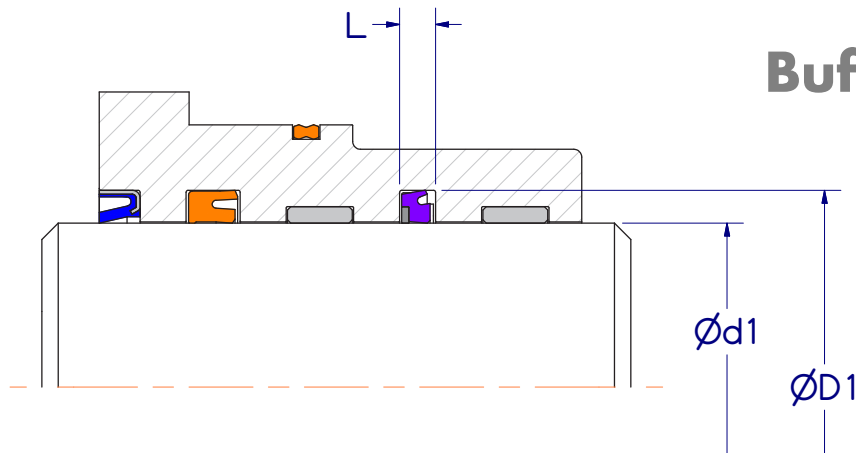


RS Profile

Part Number	Reference	Hardware Dimensions			List Price
		Rod Dia. "d1"	Groove Dia. "D1"	Groove Width "L"	
RS3-01500-NT43	KR-15003	1.500	2.094	0.248	\$22.78
RS3-01625-NT43	KR-16203	1.625	2.219	0.248	\$24.52
RS3-01750-NT43	KR-17503	1.750	2.344	0.248	\$26.28
RS3-01875-NT43	KR-18703	1.875	2.469	0.248	\$28.01
RS3-02000-NT43	KR-20003	2.000	2.594	0.248	\$29.70
RS3-02250-NT43	KR-22503	2.250	2.844	0.248	\$33.20
RS3-02500-NT43	KR-25003	2.500	3.094	0.248	\$36.67
RS3-02625-NT43	KR-26203	2.625	3.219	0.248	\$38.43
RS3-02750-NT43	KR-27503	2.750	3.344	0.248	\$40.16
RS3-03000-NT43	KR-30003	3.000	3.594	0.248	\$43.61
RS3-03250-NT43	KR-32503	3.250	3.844	0.248	\$47.01
RS3-03500-NT43	KR-35003	3.500	4.094	0.248	\$50.50
RS3-03750-NT43	KR-37503	3.750	4.344	0.248	\$54.00
RS3-04000-NT43	KR-40003	4.000	4.594	0.248	\$57.37
RS3-04250-NT43	KR-42503	4.250	4.844	0.248	\$60.87
RS3-04500-NT43	KR-45003	4.500	5.094	0.248	\$64.34
RS3-04750-NT43	KR-47503	4.750	5.344	0.248	\$67.83
RS3-05000-NT43	KR-50003	5.000	5.594	0.248	\$71.21
RS3-05250-NT43	KR-52503	5.250	5.844	0.248	\$74.70
RS3-05500-NT43	KR-55003	5.500	6.094	0.248	\$78.20
RS3-05750-NT43	KR-57503	5.750	6.344	0.248	\$81.67
RS3-06000-NT43	KR-60003	6.000	6.594	0.248	\$85.07
RS3-06500-NT43	KR-65003	6.500	7.094	0.248	\$92.03
RS3-07000-NT43	KR-70003	7.000	7.594	0.248	\$99.24
RS3-07500-NT43	KR-75003	7.500	8.094	0.248	\$106.33
RS4-04000-NT43	KR-40004	4.000	4.807	0.319	\$53.85
RS4-04500-NT43	KR-45004	4.500	5.307	0.319	\$60.39
RS4-05000-NT43	KR-50004	5.000	5.807	0.319	\$66.79
RS4-05500-NT43	KR-55004	5.500	6.307	0.319	\$73.31
RS4-05750-NT43	KR-57504	5.750	6.557	0.319	\$76.57
RS4-06000-NT43	KR-60004	6.000	6.807	0.319	\$79.73
RS4-06750-NT43	KR-67504	6.750	7.557	0.319	\$89.51
RS4-07000-NT43	KR-70004	7.000	7.807	0.319	\$92.65
RS4-09000-NT43	KR-90004	9.000	9.807	0.319	\$118.63
RS5-10000-NT43	KR-100005	10.000	10.945	0.319	\$150.00



RBR Profile



Buffer Seal

Materials
Seal Ring: Polyurethane
Backup Ring: Nylon

Operating Conditions
Temperature: -40° to 250°F
Pressure: 10,000 PSI
Speed: 3 FPS

A asymmetric (2) piece polyurethane Buffer Seal with an integral Backup Ring. Typically used in combination with a polyurethane U-Cup to reduce the high pressure being imposed on the primary U-Cup seal. Other material options and sizes may be available. Please contact customer service.

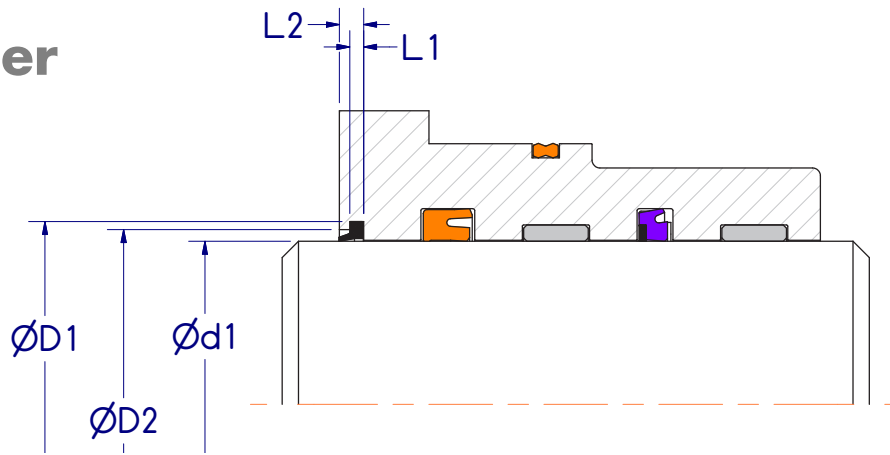
Part Number	Reference	Hardware Dimensions			List Price
		Rod Dia. "d1"	Groove Dia. "D1"	Groove Width "L"	
RBR-18701000-187-P95T		1.000	1.375	0.206	\$10.67
RBR-18701125-187-P95T		1.125	1.500	0.206	\$12.80
RBR-18701250-187-P95T	DYR-12503-BR43	1.250	1.625	0.206	\$13.87
RBR-18701375-187-P95T	DYR-13753-BR43	1.375	1.750	0.206	\$15.20
RBR-25001500-250-P95T	DYR-15004-BR43	1.500	2.000	0.275	\$18.40
RBR-25001750-250-P95T		1.750	2.250	0.275	\$19.07
RBR-25002000-250-P95T	DYR-20004-BR43	2.000	2.500	0.275	\$20.80
RBR-25002250-250-P95T		2.250	2.750	0.275	\$22.00
RBR-25002500-250-P95T	DYR-25004-BR43	2.500	3.000	0.275	\$23.07
RBR-25002750-250-P95T		2.750	3.250	0.275	\$25.47
RBR-25003000-250-P95T	DYR-30004-BR43	3.000	3.500	0.275	\$27.73
RBR-25003500-250-P95T	DYR-35004-BR43	3.500	4.000	0.275	\$29.87
RBR-25003750-250-P95T		3.750	4.250	0.275	\$36.93
RBR-31204000-312-P95T		4.000	4.625	0.343	\$39.60
RBR-31204250-312-P95T		4.250	4.875	0.343	\$42.13
RBR-31204500-312-P95T		4.500	5.125	0.343	\$44.53
RBR-31204750-312-P95T		4.750	5.375	0.343	\$54.93
RBR-37505000-375-P95T		5.000	5.750	0.413	\$65.33
RBR-37505500-375-P95T		5.500	6.250	0.413	\$75.73



Rod Wiper



ANI Profile



Materials
Wiper Ring: Polyurethane

Operating Conditions
Temperature: -40° to 225°F
Speed: 3 FPS

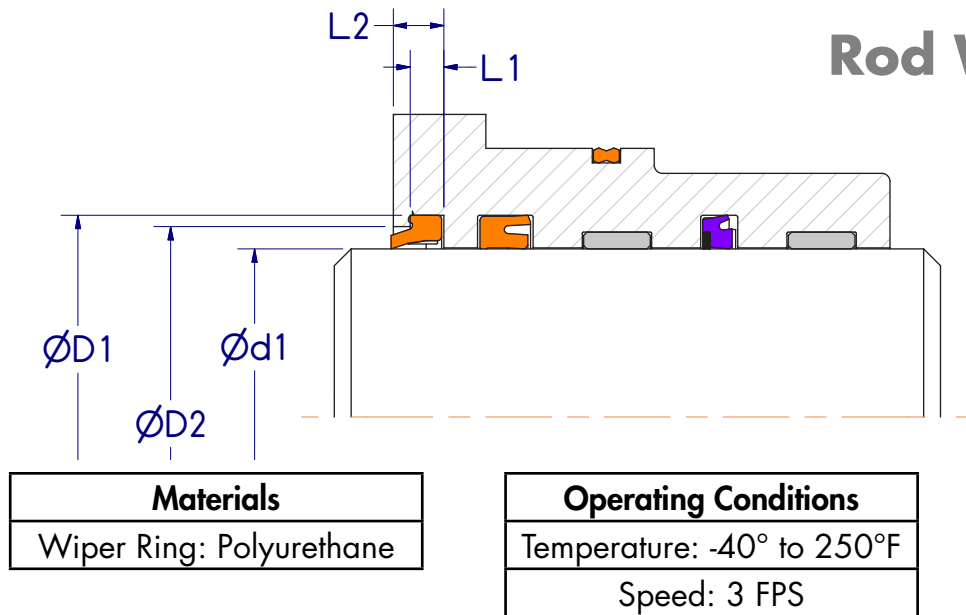
A compact snap-in polyurethane Rod Wiper designed to fit MS-28776 gland standards. Slotted heal design to prevent pressure trapping. ANI has an OD sealing lip to prevent contaminants from migrating around the outside. Other material options and sizes may be available. Please contact customer service.

Part Number	Reference	Hardware Dimensions					List Price
		Rod Diameter	Groove Diameter	Shoulder Diameter	Groove Width		
		"d1"	"D1"	"D2"	"L1"	"L2"	
AN1-00500-P95U	AN-01	0.500	0.760	0.647	0.107	0.187	\$1.00
AN1-00625-P95U	AN-03	0.625	0.885	0.772	0.107	0.187	\$1.17
AN1-00750-P95U	AN-05	0.750	1.010	0.897	0.107	0.187	\$1.25
AN1-00875-P95U	AN-07	0.875	1.147	1.023	0.107	0.187	\$1.33
AN1-01000-P95U	AN-09	1.000	1.272	1.148	0.107	0.187	\$1.38
AN1-01125-P95U	AN-11	1.125	1.397	1.273	0.107	0.187	\$1.46
AN1-01250-P95U	AN-13	1.250	1.522	1.398	0.107	0.187	\$1.50
AN1-01375-P95U	AN-15	1.375	1.677	1.542	0.107	0.187	\$1.58
AN1-01500-P95U	AN-17	1.500	1.802	1.668	0.107	0.187	\$1.67
AN1-01625-P95U	AN-18	1.625	1.927	1.793	0.107	0.187	\$1.75
AN1-01750-P95U	AN-19	1.750	2.052	1.918	0.107	0.187	\$1.77
AN1-01875-P95U	AN-20	1.875	2.177	2.043	0.107	0.187	\$1.77
AN1-02000-P95U	AN-21	2.000	2.302	2.178	0.107	0.187	\$2.08
AN1-02500-P95U	AN-25	2.500	2.802	2.678	0.107	0.187	\$2.33
AN1-03000-P95U	AN-29	3.000	3.364	3.209	0.122	0.211	\$2.67
AN1-03500-P95U	AN-33	3.500	3.864	3.709	0.122	0.211	\$4.00
AN1-03750-P95U	AN-35	3.750	4.114	3.959	0.122	0.211	\$4.33
AN1-04000-P95U	AN-37	4.000	4.427	4.240	0.138	0.238	\$4.43



D Profile

Rod Wiper



Materials
Wiper Ring: Polyurethane

Operating Conditions
Temperature: -40° to 250°F
Speed: 3 FPS

A high performance snap-in polyurethane Rod Wiper designed to fit Universal ST wiper glands. Knife trimmed lips to provide maximum exclusion performance. Slotted heel to prevent pressure trapping. OD seal lip to prevent contamination from migrating around the outside. Other material options and sizes may be available. Please contact customer service.

Part Number	Reference	Hardware Dimensions					List Price
		Rod Diameter	Groove Diameter	Shoulder Diameter	Groove Width		
		"d1"	"D1"	"D2"	"L1"	"L2"	
D-00250-P92E		0.250	0.500	0.410	0.125	0.187	\$1.93
D-00250-P92T		0.250	0.500	0.410	0.125	0.187	\$2.13
D-00375-P92E		0.375	0.625	0.535	0.125	0.187	\$1.93
D-00375-P92T	ST-37-XL	0.375	0.625	0.535	0.125	0.187	\$2.53
D-00375-P94T		0.375	0.625	0.535	0.125	0.187	\$2.29
D-00500-P92E		0.500	0.750	0.660	0.125	0.187	\$1.93
D-00500-P92T	ST-50-XL	0.500	0.750	0.660	0.125	0.187	\$2.53
D-00500-P94T		0.500	0.750	0.660	0.125	0.187	\$2.29
D-00563-P92T		0.563	0.812	0.723	0.125	0.187	\$2.53
D-00563-P94T		0.563	0.812	0.723	0.125	0.187	\$2.29
D-00625-P92E		0.625	0.875	0.785	0.125	0.187	\$1.93
D-00625-P92T	ST-62-XL	0.625	0.875	0.785	0.125	0.187	\$2.53
D-00625-P94T		0.625	0.875	0.785	0.125	0.187	\$2.29
D-00750-P92E		0.750	1.125	0.995	0.187	0.281	\$1.93
D-00750-P92T	ST-75-XL	0.750	1.125	0.995	0.187	0.281	\$2.53
D-00750-P94T		0.750	1.125	0.995	0.187	0.281	\$2.29
D-00875-P92E		0.875	1.250	1.120	0.187	0.281	\$1.93
D-00875-P92T	ST-87-XL	0.875	1.250	1.120	0.187	0.281	\$2.53
D-00875-P94T		0.875	1.250	1.120	0.187	0.281	\$2.29
D-01000-P92E		1.000	1.375	1.245	0.187	0.281	\$2.02
D-01000-P92T	ST-100-XL	1.000	1.375	1.245	0.187	0.281	\$2.53



Rod Wiper



D Profile

Part Number	Reference	Hardware Dimensions					List Price
		Rod Diameter	Groove Diameter	Shoulder Diameter	Groove Width		
		"d1"	"D1"	"D2"	"L1"	"L2"	
D-01000-P94T		1.000	1.375	1.245	0.187	0.281	\$2.29
D-01125-P92E		1.125	1.500	1.370	0.187	0.281	\$2.17
D-01125-P92T	ST-112-XL	1.125	1.500	1.370	0.187	0.281	\$2.80
D-01125-P94T		1.125	1.500	1.370	0.187	0.281	\$2.53
D-01187-P92T	ST-118-XL	1.187	1.562	1.432	0.187	0.281	\$2.80
D-01187-P94T		1.187	1.562	1.432	0.187	0.281	\$2.53
D-01250-P92E		1.250	1.625	1.495	0.187	0.281	\$2.89
D-01250-P92T	ST-125-XL	1.250	1.625	1.495	0.187	0.281	\$3.07
D-01250-P94T		1.250	1.625	1.495	0.187	0.281	\$2.77
D-01375-P92E		1.375	1.750	1.620	0.187	0.281	\$2.53
D-01375-P92T	ST-137-XL	1.375	1.750	1.620	0.187	0.281	\$3.33
D-01375-P94T		1.375	1.750	1.620	0.187	0.281	\$3.01
D-01500-P92E		1.500	1.875	1.745	0.187	0.281	\$3.13
D-01500-P92T	ST-150-XL	1.500	1.875	1.745	0.187	0.281	\$3.60
D-01500-P94T		1.500	1.875	1.745	0.187	0.281	\$3.25
D-01625-P94T	ST-162-XL	1.625	2.000	1.870	0.187	0.281	\$3.73
D-01750-P92E		1.750	2.125	1.995	0.187	0.281	\$2.89
D-01750-P94T	ST-175-XL	1.750	2.125	1.995	0.187	0.281	\$3.73
D-01875-P94T	ST-187-XL	1.875	2.250	2.120	0.187	0.281	\$4.13
D-02000-P92E		2.000	2.500	2.327	0.250	0.375	\$2.08
D-02000-P92T		2.000	2.500	2.327	0.250	0.375	\$4.10
D-02000-P94T	ST-200-XL	2.000	2.500	2.327	0.250	0.375	\$4.53
D-02250-P92E		2.250	2.750	2.577	0.250	0.375	\$3.37
D-02250-P94T	ST-225-XL	2.250	2.750	2.577	0.250	0.375	\$4.93
D-02375-P94T	ST-237-XL	2.375	2.875	2.702	0.250	0.375	\$5.20
D-02500-P92E		2.500	3.000	2.827	0.250	0.375	\$4.34
D-02500-P92T		2.500	3.000	2.827	0.250	0.375	\$4.70
D-02500-P94T	ST-250-XL	2.500	3.000	2.827	0.250	0.375	\$5.20
D-02750-P92E		2.750	3.250	3.077	0.250	0.375	\$4.22
D-02750-P94T	ST-275-XL	2.750	3.250	3.077	0.250	0.375	\$6.13
D-03000-P92E		3.000	3.500	3.327	0.250	0.375	\$5.54
D-03000-P94T	ST-300-XL	3.000	3.500	3.327	0.250	0.375	\$7.20
D-03250-P94T	ST-325-XL	3.250	3.750	3.577	0.250	0.375	\$8.00
D-03500-P92E		3.500	4.000	3.827	0.250	0.375	\$6.75
D-03500-P93U		3.500	4.000	3.827	0.250	0.375	\$8.31



D Profile

Rod Wiper

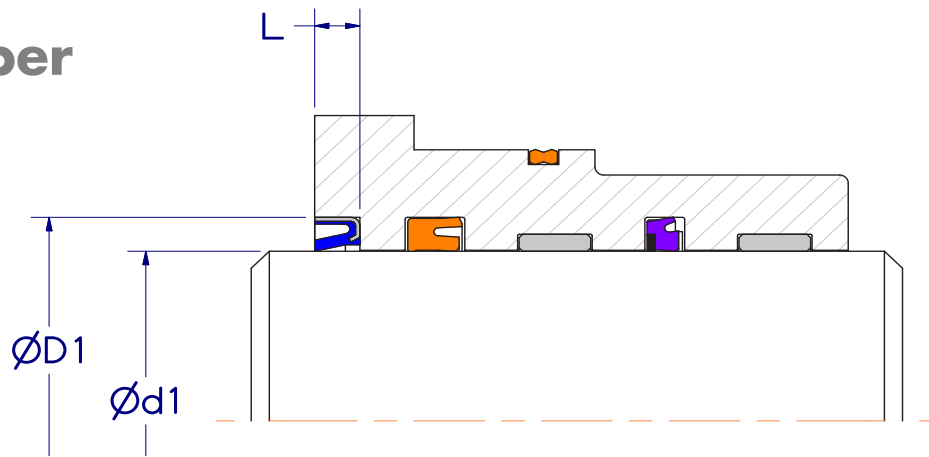
Part Number	Reference	Hardware Dimensions					List Price
		Rod Diameter	Groove Diameter	Shoulder Diameter	Groove Width		
		"d1"	"D1"	"D2"	"L1"	"L2"	
D-03500-P94T	ST-350-XL	3.500	4.000	3.827	0.250	0.375	\$8.80
D-03750-P94T	ST-375-XL	3.750	4.250	4.077	0.250	0.375	\$9.20
D-03875-P94T	ST-387-XL	3.875	4.375	4.202	0.250	0.375	\$9.20
D-04000-P92E		4.000	4.500	4.327	0.250	0.375	\$8.55
D-04000-P93U		4.000	4.500	4.327	0.250	0.375	\$10.60
D-04000-P94T	ST-400-XL	4.000	4.500	4.327	0.250	0.375	\$11.20
D-04250-P94T	ST-425-XL	4.250	4.750	4.577	0.250	0.375	\$11.47
D-04500-250-P94T	ST-450A-XL	4.500	5.000	4.827	0.250	0.375	\$12.27
D-04500-P92E		4.500	5.250	4.993	0.375	0.562	\$13.73
D-04500-P93U		4.500	5.250	4.993	0.375	0.562	\$16.99
D-04500-P94T	ST-450-XL	4.500	5.250	4.993	0.375	0.562	\$18.00
D-04750-P94T	ST-475-XL	4.750	5.500	5.243	0.375	0.562	\$19.87
D-05000-250-P92E		5.000	5.500	5.327	0.250	0.375	\$16.75
D-05000-250-P94T		5.000	5.500	5.327	0.250	0.375	\$20.67
D-05000-P94T	ST-500-XL	5.000	5.750	5.493	0.375	0.562	\$20.67
D-05250-P92E		5.250	6.000	5.743	0.375	0.562	\$17.47
D-05250-P94T	ST-525-XL	5.250	6.000	5.743	0.375	0.562	\$22.80
D-05500-P94T	ST-550-XL	5.500	6.250	5.993	0.375	0.562	\$24.93
D-05750-250-P94T		5.750	6.250	6.077	0.250	0.375	\$22.80
D-05750-P94T	ST-575-XL	5.750	6.500	6.243	0.375	0.562	\$22.80
D-06000-250-P92E		6.000	6.500	6.327	0.250	0.375	\$20.96
D-06000-250-P94T		6.000	6.500	6.327	0.250	0.375	\$27.33
D-06000-P92E		6.000	6.750	6.493	0.375	0.562	\$20.96
D-06000-P94T	ST-600-XL	6.000	6.750	6.493	0.375	0.562	\$27.33
D-06500-P92E		6.500	7.250	6.993	0.375	0.562	\$22.29
D-06500-P94T	ST-650-XL	6.500	7.250	6.993	0.375	0.562	\$29.20
D-07000-250-P92E		7.000	7.500	7.327	0.250	0.375	\$23.86
D-07000-250-P94T		7.000	7.500	7.327	0.250	0.375	\$31.07
D-07000-P94T	ST-700-XL	7.000	7.750	7.493	0.375	0.562	\$32.53
D-07250-250-P94T		7.250	7.750	7.577	0.250	0.375	\$34.67
D-08000-P94T	ST-800-XL	8.000	8.750	8.493	0.375	0.562	\$39.47
D-08125-250-P94T		8.125	8.625	8.452	0.250	0.375	\$37.60
D-08125-P94T		8.125	8.875	8.618	0.375	0.562	\$33.98
D-08500-P94T	ST-850-XL	8.500	9.250	8.993	0.375	0.562	\$41.73



Rod Wiper



MC Profile



Materials
Wiper Ring: Polyurethane
Case: Steel

Operating Conditions
Temperature: -40° to 250°F
Speed: 3 FPS

A metal cased polyurethane Rod Wiper designed to press-fit into industry standard open glands. Knife trimmed wiper lip for maximum exclusion performance. Steel case is coated to prevent corrosion. Other material options and sizes may be available. Please contact customer service.

Part Number	Reference	Hardware Dimensions			List Price
		Rod Dia. "d1"	Groove Dia. "D1"	Groove Width "L"	
MC-25000750-312-P93U	MCU-0750-D	0.750	1.250	0.312	\$8.89
MC-25000875-312-P93U	MCU-0875-D	0.875	1.375	0.312	\$9.53
MC-25001000-312-P93U	MCU-1000-D	1.000	1.500	0.312	\$9.53
MC-25001125-312-P93U	MCU-1120-D	1.125	1.625	0.312	\$10.59
MC-25001250-312-P92E		1.250	1.750	0.312	\$9.71
MC-25001250-312-P93U	MCU-1250-D	1.250	1.750	0.312	\$10.59
MC-25001375-312-P93U	MCU-1375-D	1.375	1.875	0.312	\$11.44
MC-25001500-312-P93U	MCU-1500-D	1.500	2.000	0.312	\$11.44
MC-25001750-312-P93U	MCU-1750-D	1.750	2.250	0.312	\$14.40
MC-25002000-312-P92E		2.000	2.500	0.312	\$13.67
MC-25002000-312-P93U	MCU-2000-D	2.000	2.500	0.312	\$14.82
MC-25002125-312-P93U	MCU-2124-D	2.125	2.625	0.312	\$15.67
MC-25002250-312-P93U	MCU-2250-D	2.250	2.750	0.312	\$15.67
MC-25002375-312-P93U	MCU-2375-D	2.375	2.875	0.312	\$17.79
MC-25002500-312-P93U	MCU-2500-D	2.500	3.000	0.312	\$18.64
MC-25002625-312-P93U	MCU-2625-D	2.625	3.125	0.312	\$20.12
MC-25002750-312-P92E		2.750	3.250	0.312	\$21.40
MC-25002750-312-P93U	MCU-2750-D	2.750	3.250	0.312	\$23.29
MC-25003000-312-P93U	MCU-3000-D	3.000	3.500	0.312	\$25.41
MC-31203250-312-P92E		3.250	3.875	0.312	\$26.26

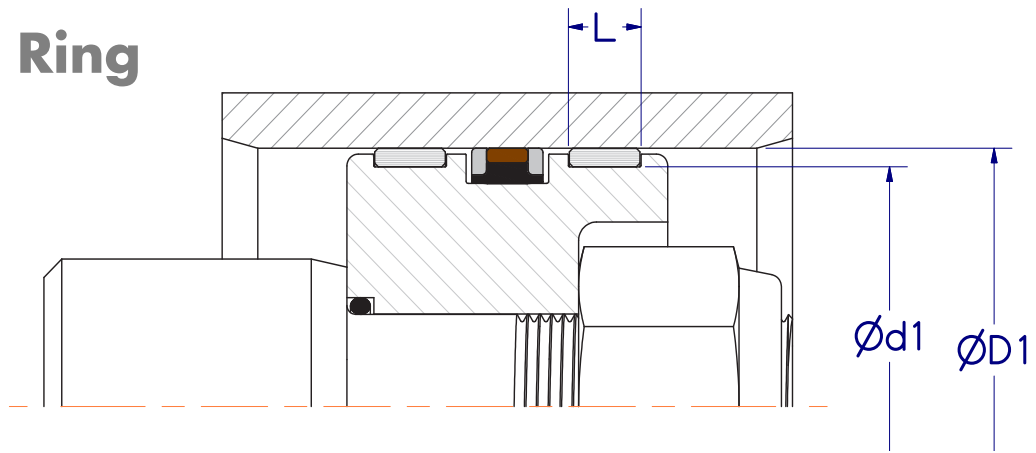


MC Profile

Rod Wiper

Part Number	Reference	Hardware Dimensions			List Price
		Rod Dia. "d1"	Groove Dia. "D1"	Groove Width "L"	
MC-31203250-312-P93U	MCU-3256-D	3.250	3.875	0.312	\$28.59
MC-31203500-312-P93U	MCU-3506-D	3.500	4.125	0.312	\$31.76
MC-31203750-312-P93U	MCU-3754-D	3.750	4.375	0.312	\$34.94
MC-31204000-312-P93U	MCU-4005-D	4.000	4.625	0.312	\$38.12
MC-31204250-312-P93U		4.250	4.875	0.312	\$44.47
MC-31204500-312-P93U	MCU-4505-D	4.500	5.125	0.312	\$44.47
MC-31205000-312-P93U	MCU-5001-G	5.000	5.625	0.312	\$59.29
MC-31205500-375-P93U		5.500	6.125	0.375	\$53.96
MC-31205500-375-P94T	MCU-5500-D	5.500	6.125	0.375	\$73.06
MC-34302000-375-P93U		2.000	2.687	0.375	\$31.76
MC-37505000-312-P93U		5.000	5.750	0.312	\$86.33
MC-37507000-312-P93U		7.000	7.750	0.312	\$86.33
MC-37507000-312-P94T	MCU-7000-G	7.000	7.750	0.312	\$116.89

Wear Ring




Materials
Wear Ring: Glass Nylon

Operating Conditions
Temperature: -65° to 275°F
Speed: 6 FPS

Precision machined Glass reinforced Nylon Wear Rings designed to keep the piston and rod centered to prevent metal-to-metal contact and galling. Helps align the cylinder components for simplified assembly. Other material options and sizes may be available. Please contact customer service.

Part Number	Reference	Hardware Dimensions			List Price
		Bore Dia. "D1"	Groove Dia. "d1"	Groove Width "L"	
WP-06200875-0375-GN40		0.875	0.750	0.385	\$4.86
WP-06201000-0250-GN40		1.000	0.875	0.260	\$5.40
WP-06201125-0375-GN40		1.125	1.000	0.385	\$6.12
WP-06201125-0500-GN40		1.125	1.000	0.510	\$6.12
WP-06201250-0250-GN40		1.250	1.125	0.260	\$4.50
WP-06201250-0500-GN40		1.250	1.125	0.510	\$6.83
WP-06201500-0125-GN40		1.500	1.375	0.135	\$3.42
WP-06201500-0500-GN40		1.500	1.375	0.510	\$5.94
WP-06201500-0750-GN40		1.500	1.375	0.760	\$7.91
WP-06201625-0625-GN40		1.625	1.500	0.635	\$7.19
WP-06201750-0115-GN40		1.750	1.625	0.125	\$3.96
WP-06201875-0810-GN40		1.875	1.750	0.822	\$10.43
WP-06202000-0750-GN40		2.000	1.875	0.760	\$11.51
WP-06202000-1000-GN40		2.000	1.875	1.010	\$12.95
WP-06202125-0750-GN40		2.125	2.000	0.760	\$11.15
WP-06202375-1000-GN40		2.375	2.250	1.010	\$13.31
WP-06202625-1000-GN40		2.625	2.500	1.010	\$14.39
WP-09402000-0250-GN40		2.000	1.812	0.260	\$6.12




WP Profile

Wear Ring

Part Number	Reference	Hardware Dimensions			List Price
		Bore Dia. "D1"	Groove Dia. "d1"	Groove Width "L"	
WP-09803000-0375-GN40		3.000	2.804	0.385	\$11.51
WP-09804000-0375-GN40		4.000	3.804	0.385	\$7.19
WP-09804500-0375-GN40		4.500	4.304	0.385	\$32.01
WP-12501000-0375-GN40	PB12-100-037-SC	1.000	0.750	0.385	\$5.58
WP-12501000-0500-GN40		1.000	0.750	0.510	\$7.91
WP-12501125-0187-GN40		1.125	0.875	0.197	\$5.04
WP-12501125-0375-GN40	PB12-112-037-SC	1.125	0.875	0.385	\$5.76
WP-12501250-0375-GN40	PB12-125-037-SC	1.250	1.000	0.385	\$5.76
WP-12501250-0500-GN40		1.250	1.000	0.510	\$6.12
WP-12501375-0500-GN40	PB12-137-050-SC	1.375	1.125	0.510	\$6.66
WP-12501500-0125-GN40		1.500	1.250	0.135	\$4.86
WP-12501500-0165-GN40		1.500	1.250	0.185	\$5.04
WP-12501500-0187-GN40		1.500	1.250	1.880	\$5.04
WP-12501500-0250-GN40		1.500	1.250	0.260	\$4.64
WP-12501500-0375-GN40	PB12-150-037-SC	1.500	1.250	0.385	\$5.92
WP-12501500-0500-GN40	PB12-150-050-SC	1.500	1.250	0.510	\$6.40
WP-12501625-0375-GN40	PB12-162-037-SC	1.625	1.375	0.375	\$6.66
WP-12501625-0500-GN40	PB12-162-050-SC	1.625	1.375	0.510	\$7.20
WP-12501750-0187-GN40		1.750	1.500	0.197	\$5.40
WP-12501750-0250-GN40	PB12-175-025-SC	1.750	1.500	0.260	\$5.40
WP-12501750-0375-GN40	PB12-175-037-SC	1.750	1.500	0.385	\$5.55
WP-12501750-0500-GN40	PB12-175-050-SC	1.750	1.500	0.510	\$6.00
WP-12501750-0750-GN40	PB12-175-075-SC	1.750	1.500	0.760	\$7.65
WP-12501750-1000-GN40	PB12-175-100-SC	1.750	1.500	1.010	\$9.75
WP-12501875-0250-GN40		1.880	1.625	0.260	\$5.22
WP-12501875-0500-GN40	PB12-187-050-SC	1.875	1.625	0.510	\$8.46
WP-12502000-0187-GN40		2.000	1.75	0.197	\$5.40
WP-12502000-0250-GN40	PB12-200-025-SC	2.000	1.750	0.260	\$4.65
WP-12502000-0375-GN40	PB12-200-037-SC	2.000	1.750	0.385	\$5.55
WP-12502000-0500-GN40	PB12-200-050-SC	2.000	1.750	0.510	\$6.45
WP-12502000-0625-GN40	PB12-200-062-SC	2.000	1.750	0.635	\$6.72
WP-12502000-0750-GN40	PB12-200-075-SC	2.000	1.750	0.760	\$6.72




Wear Ring



WP Profile

Part Number	Reference	Hardware Dimensions			List Price
		Bore Dia. "D1"	Groove Dia. "d1"	Groove Width "L"	
WP-12502000-1000-GN40	PB12-200-100-SC	2.000	1.750	1.010	\$10.80
WP-12502125-0375-GN40		2.125	1.875	0.385	\$6.83
WP-12502125-0500-GN40	PB12-212-050-SC	2.125	1.875	0.510	\$7.65
WP-12502125-0750-GN40	PB12-212-075-SC	2.125	1.875	0.760	\$9.23
WP-12502250-0165-GN40		2.250	2.000	0.175	\$5.76
WP-12502250-0250-GN40	PB12-225-025-SC	2.250	2.000	0.260	\$5.76
WP-12502250-0375-GN40	PB12-225-037-SC	2.250	2.000	0.385	\$6.00
WP-12502250-0500-GN40	PB12-225-050-SC	2.250	2.000	0.510	\$5.52
WP-12502250-0625-GN40	PB12-225-062-SC	2.250	2.000	0.635	\$6.30
WP-12502250-0750-GN40	PB12-225-075-SC	2.250	2.000	0.760	\$6.30
WP-12502250-1000-GN40	PB12-225-100-SC	2.250	2.000	1.010	\$8.69
WP-12502375-0750-GN40	PB12-237-075-SC	2.375	2.125	0.760	\$9.36
WP-12502500-0187-GN40		2.500	2.250	0.197	\$5.10
WP-12502500-0250-GN40	PB12-250-025-SC	2.500	2.250	0.260	\$5.10
WP-12502500-0312-GN40	PB12-250-031-SC	2.500	2.250	0.322	\$7.38
WP-12502500-0375-GN40	PB12-250-037-SC	2.500	2.250	0.385	\$7.38
WP-12502500-0500-GN40	PB12-250-050-SC	2.500	2.250	0.510	\$6.50
WP-12502500-0625-GN40	PB12-250-062-SC	2.500	2.250	0.635	\$10.08
WP-12502500-0750-GN40	PB12-250-075-SC	2.500	2.250	0.760	\$7.92
WP-12502500-1000-GN40	PB12-250-100-SC	2.500	2.250	1.010	\$8.50
WP-12502625-0750-GN40	PB12-262-075-SC	2.625	2.375	0.760	\$9.84
WP-12502750-0375-GN40	PB12-275-037-SC	2.750	2.500	0.385	\$6.45
WP-12502750-0500-GN40	PB12-275-050-SC	2.750	2.500	0.510	\$6.24
WP-12502750-0625-GN40	PB12-275-062-SC	2.750	2.500	0.635	\$7.40
WP-12502750-0750-GN40	PB12-275-075-SC	2.750	2.500	0.760	\$7.40
WP-12502750-1000-GN40	PB12-275-100-SC	2.750	2.500	1.010	\$9.10
WP-12502750-1500-GN40	PB12-275-150-SC	2.750	2.500	1.510	\$11.70
WP-12502875-0500-GN40	PB12-287-050-SC	2.875	2.625	0.510	\$8.04
WP-12503000-0250-GN40	PB12-300-025-SC	3.000	2.750	0.260	\$5.18
WP-12503000-0375-GN40	PB12-300-037-SC	3.000	2.750	0.385	\$6.58
WP-12503000-0500-GN40	PB12-300-050-SC	3.000	2.750	0.510	\$7.28
WP-12503000-0625-GN40	PB12-300-062-SC	3.000	2.750	0.635	\$7.20




Wear Ring

WP Profile


Part Number	Reference	Hardware Dimensions			List Price
		Bore Dia. "D1"	Groove Dia. "d1"	Groove Width "L"	
WP-12503000-0750-GN40	PB12-300-075-SC	3.000	2.750	0.760	\$7.20
WP-12503000-1000-GN40	PB12-300-100-SC	3.000	2.750	1.010	\$8.16
WP-12503250-0250-GN40	PB12-325-025-SC	3.250	3.000	0.260	\$6.00
WP-12503250-0375-GN40	PB12-325-037-SC	3.250	3.000	0.385	\$5.40
WP-12503250-0500-GN40	PB12-325-050-SC	3.250	3.000	0.510	\$6.10
WP-12503250-0625-GN40	PB12-325-062-SC	3.250	3.000	0.635	\$8.30
WP-12503250-0750-GN40	PB12-325-075-SC	3.250	3.000	0.760	\$8.30
WP-12503250-1000-GN40	PB12-325-100-SC	3.250	3.000	1.010	\$8.56
WP-12503250-1250-GN40	PB12-325-125-SC	3.250	3.000	1.260	\$11.92
WP-12503250-1500-GN40	PB12-325-150-SC	3.250	3.000	1.510	\$11.92
WP-12503500-0250-GN40	PB12-350-025-SC	3.500	3.250	0.260	\$6.00
WP-12503500-0375-GN40	PB12-350-037-SC	3.500	3.250	0.385	\$7.02
WP-12503500-0500-GN40	PB12-350-050-SC	3.500	3.250	0.510	\$7.15
WP-12503500-0625-GN40	PB12-350-062-SC	3.500	3.250	0.635	\$8.10
WP-12503500-0750-GN40	PB12-350-075-SC	3.500	3.250	0.760	\$8.10
WP-12503500-1000-GN40	PB12-350-100-SC	3.500	3.250	1.010	\$9.04
WP-12503500-1125-GN40	PB12-350-112-SC	3.500	3.250	1.135	\$14.96
WP-12503500-1500-GN40	PB12-350-150-SC	3.500	3.250	1.510	\$17.49
WP-12503625-0750-GN40	PB12-362-075-SC	3.625	3.375	0.760	\$14.43
WP-12503750-0375-GN40	PB12-375-037-SC	3.750	3.500	0.385	\$7.02
WP-12503750-0500-GN40	PB12-375-050-SC	3.750	3.500	0.510	\$7.48
WP-12503750-0625-GN40	PB12-375-062-SC	3.750	3.500	0.635	\$8.73
WP-12503750-0750-GN40	PB12-375-075-SC	3.750	3.500	0.760	\$8.73
WP-12503750-1000-GN40	PB12-375-100-SC	3.750	3.500	1.010	\$9.60
WP-12503750-1250-GN40	PB12-375-125-SC	3.750	3.500	1.260	\$17.10
WP-12503875-0250-GN40	PB12-387-025-SC	3.875	3.625	0.260	\$7.10
WP-12503875-1000-GN40	PB12-387-100-SC	3.875	3.625	1.010	\$15.40
WP-12504000-0250-GN40	PB12-400-025-SC	4.000	3.750	0.260	\$7.74
WP-12504000-0312-GN40	PB12-400-031-SC	4.000	3.750	0.322	\$7.84
WP-12504000-0375-GN40	PB12-400-037-SC	4.000	3.750	0.385	\$7.84
WP-12504000-0500-GN40	PB12-400-050-SC	4.000	3.750	0.510	\$7.56
WP-12504000-0625-GN40	PB12-400-062-SC	4.000	3.750	0.635	\$8.40

Wear Ring



WP Profile

Part Number	Reference	Hardware Dimensions			List Price
		Bore Dia. "D1"	Groove Dia. "d1"	Groove Width "L"	
WP-12504000-0750-GN40	PB12-400-075-SC	4.000	3.750	0.760	\$8.40
WP-12504000-0875-GN40	PB12-400-087-SC	4.000	3.750	0.885	\$10.08
WP-12504000-1000-GN40	PB12-400-100-SC	4.000	3.750	1.010	\$10.08
WP-12504000-1250-GN40	PB12-400-125-SC	4.000	3.750	1.260	\$16.56
WP-12504125-0500-GN40	PB12-412-050-SC	4.125	3.875	0.510	\$10.32
WP-12504250-0250-GN40	PB12-425-025-SC	4.250	4.000	0.260	\$6.90
WP-12504250-0375-GN40	PB12-425-037-SC	4.250	4.000	0.385	\$7.54
WP-12504250-0500-GN40	PB12-425-050-SC	4.250	4.000	0.510	\$8.14
WP-12504250-0625-GN40	PB12-425-062-SC	4.250	4.000	0.635	\$8.40
WP-12504250-0750-GN40	PB12-425-075-SC	4.250	4.000	0.760	\$9.45
WP-12504250-1000-GN40	PB12-425-100-SC	4.250	4.000	1.010	\$11.97
WP-12504250-1250-GN40	PB12-425-125-SC	4.250	4.000	1.260	\$17.55
WP-12504250-1500-GN40	PB12-425-150-SC	4.250	4.000	1.510	\$17.55
WP-12504500-0375-GN40	PB12-450-037-SC	4.500	4.250	0.385	\$7.32
WP-12504500-0500-GN40	PB12-450-050-SC	4.500	4.250	0.510	\$7.90
WP-12504500-0625-GN40	PB12-450-062-SC	4.500	4.250	0.635	\$9.12
WP-12504500-0750-GN40	PB12-450-075-SC	4.500	4.250	0.760	\$9.12
WP-12504500-1000-GN40	PB12-450-100-SC	4.500	4.250	1.010	\$11.28
WP-12504500-1500-GN40	PB12-450-150-SC	4.500	4.250	1.510	\$18.36
WP-12504750-0250-GN40	PB12-475-025-SC	4.750	4.500	0.260	\$7.84
WP-12504750-0500-GN40	PB12-475-050-SC	4.750	4.500	0.510	\$8.40
WP-12504750-0625-GN40	PB12-475-062-SC	4.750	4.500	0.635	\$9.23
WP-12504750-0750-GN40	PB12-475-075-SC	4.750	4.500	0.760	\$9.23
WP-12504750-1000-GN40	PB12-475-100-SC	4.750	4.500	1.010	\$11.92
WP-12504750-1500-GN40	PB12-475-150-SC	4.750	4.500	1.510	\$17.04
WP-12505000-0375-GN40	PB12-500-037-SC	5.000	4.750	0.385	\$7.70
WP-12505000-0500-GN40	PB12-500-050-SC	5.000	4.750	0.510	\$9.24
WP-12505000-0625-GN40	PB12-500-062-SC	5.000	4.750	0.635	\$9.24
WP-12505000-0750-GN40	PB12-500-075-SC	5.000	4.750	0.760	\$9.24
WP-12505000-1000-GN40	PB12-500-100-SC	5.000	4.750	1.010	\$12.40
WP-12505250-0500-GN40	PB12-525-050-SC	5.250	5.000	0.510	\$7.83
WP-12505250-0625-GN40	PB12-525-062-SC	5.250	5.000	0.635	\$10.01




WP Profile

Wear Ring

Part Number	Reference	Hardware Dimensions			List Price
		Bore Dia. "D1"	Groove Dia. "d1"	Groove Width "L"	
WP-12505250-0750-GN40	PB12-525-075-SC	5.250	5.000	0.760	\$10.01
WP-12505250-1000-GN40	PB12-525-100-SC	5.250	5.000	1.010	\$13.12
WP-12505500-0375-GN40	PB12-550-037-SC	5.500	5.250	0.385	\$8.20
WP-12505500-0500-GN40	PB12-550-050-SC	5.500	5.250	0.510	\$8.65
WP-12505500-0625-GN40	PB12-550-062-SC	5.500	5.250	0.635	\$10.78
WP-12505500-0750-GN40	PB12-550-075-SC	5.500	5.250	0.760	\$10.78
WP-12505500-1000-GN40	PB12-550-100-SC	5.500	5.250	1.010	\$11.76
WP-12505500-1250-GN40	PB12-550-125-SC	5.500	5.250	1.260	\$20.02
WP-12505750-0375-GN40	PB12-575-037-SC	5.750	5.500	0.385	\$12.30
WP-12505750-0500-GN40	PB12-575-050-SC	5.750	5.500	0.510	\$13.30
WP-12505750-0625-GN40	PB12-575-062-SC	5.750	5.500	0.635	\$14.76
WP-12505750-0750-GN40	PB12-575-075-SC	5.750	5.500	0.760	\$14.76
WP-12505750-1000-GN40	PB12-575-100-SC	5.750	5.500	1.010	\$17.60
WP-12506000-0375-GN40	PB12-600-037-SC	6.000	5.750	0.385	\$9.20
WP-12506000-0500-GN40	PB12-600-050-SC	6.000	5.750	0.510	\$9.80
WP-12506000-0625-GN40	PB12-600-062-SC	6.000	5.750	0.635	\$12.11
WP-12506000-0750-GN40	PB12-600-075-SC	6.000	5.750	0.760	\$12.11
WP-12506000-1000-GN40	PB12-600-100-SC	6.000	5.750	1.010	\$12.88
WP-12506000-1250-GN40	PB12-600-125-SC	6.000	5.750	1.260	\$22.26
WP-12506000-1500-GN40	PB12-600-150-SC	6.000	5.750	1.510	\$22.26
WP-12506250-0500-GN40	PB12-625-050-SC	6.250	6.000	0.510	\$12.84
WP-12506250-0625-GN40	PB12-625-062-SC	6.250	6.000	0.635	\$14.72
WP-12506250-0750-GN40	PB12-625-075-SC	6.250	6.000	0.760	\$14.72
WP-12506250-1000-GN40	PB12-625-100-SC	6.250	6.000	1.010	\$16.52
WP-12506250-1500-GN40	PB12-625-150-SC	6.250	6.000	1.510	\$22.68
WP-12506500-0500-GN40	PB12-650-050-SC	6.500	6.250	0.510	\$10.89
WP-12506500-0625-GN40	PB12-650-062-SC	6.500	6.250	0.635	\$13.65
WP-12506500-0750-GN40	PB12-650-075-SC	6.500	6.250	0.760	\$13.65
WP-12506500-1000-GN40	PB12-650-100-SC	6.500	6.250	1.010	\$13.79
WP-12506500-1500-GN40	PB12-650-150-SC	6.500	6.250	1.510	\$23.73
WP-12506750-0500-GN40		6.750	6.500	0.510	\$10.19
WP-12506750-1000-GN40	PB12-675-100-SC	6.750	6.500	1.010	\$18.36




Wear Ring



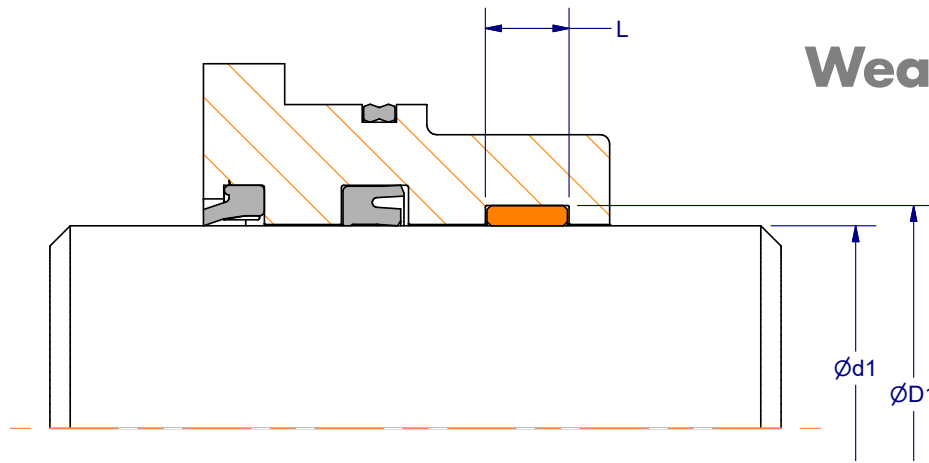
WP Profile

Part Number	Reference	Hardware Dimensions			List Price
		Bore Dia. "D1"	Groove Dia. "d1"	Groove Width "L"	
WP-12507000-0500-GN40	PB12-700-050-SC	7.000	6.750	0.510	\$11.36
WP-12507000-0625-GN40	PB12-700-062-SC	7.000	6.750	0.635	\$14.49
WP-12507000-0750-GN40	PB12-700-075-SC	7.000	6.750	0.760	\$16.10
WP-12507000-1000-GN40	PB12-700-100-SC	7.000	6.750	1.010	\$17.01
WP-12507000-1250-GN40		7.000	6.750	1.260	\$11.36
WP-12507000-1500-GN40	PB12-700-150-SC	7.000	6.750	1.510	\$30.24
WP-12507250-1000-GN40	PB12-725-100-SC	7.250	7.000	1.010	\$20.72
WP-12507500-0500-GN40	PB12-750-050-SC	7.500	7.250	0.510	\$11.83
WP-12507500-0625-GN40	PB12-750-062-SC	7.500	7.250	0.635	\$15.47
WP-12507500-0750-GN40	PB12-750-075-SC	7.500	7.250	0.760	\$16.66
WP-12507500-1000-GN40	PB12-750-100-SC	7.500	7.250	1.010	\$20.96
WP-12508000-0500-GN40	PB12-800-050-SC	8.000	7.750	0.510	\$14.21
WP-12508000-0625-GN40	PB12-800-062-SC	8.000	7.750	0.635	\$19.95
WP-12508000-0750-GN40	PB12-800-075-SC	8.000	7.750	0.760	\$21.14
WP-12508000-1000-GN40	PB12-800-100-SC	8.000	7.750	1.010	\$25.68
WP-12508250-1000-GN40	PB12-825-100-SC	8.250	8.000	1.010	\$28.88
WP-12508500-0500-GN40	PB12-850-050-SC	8.500	8.250	0.510	\$20.96
WP-12508500-1000-GN40	PB12-850-100-SC	8.500	8.250	1.010	\$36.20
WP-12508750-1000-GN40	PB12-875-100-SC	8.750	8.500	1.010	\$36.30
WP-12509000-0750-GN40	PB12-900-075-SC	9.000	8.750	0.760	\$34.40
WP-12509000-1000-GN40	PB12-900-100-SC	9.000	8.750	1.010	\$29.28
WP-12509250-1000-GN40	PB12-925-100-SC	9.250	9.000	1.010	\$37.80
WP-12509500-1000-GN40	PB12-950-100-SC	9.500	9.250	1.010	\$39.80
WP-12510000-0500-GN40	PB12-1000-050-SC	10.000	9.750	0.510	\$36.10
WP-12510000-0750-GN40	PB12-1000-075-SC	10.000	9.750	0.760	\$40.10
WP-12510000-1000-GN40	PB12-1000-100-SC	10.000	9.750	1.010	\$43.90
WP-12510500-1000-GN40	PB12-1050-100-SC	10.500	10.250	1.010	\$68.70
WP-12510500-1750-GN40		10.500	10.250	1.760	\$68.70
WP-12511000-1000-GN40	PB12-1100-100-SC	11.000	10.750	1.010	\$68.70
WP-18706000-1250-GN40		6.000	5.625	1.260	\$70.50
WP-18706500-1610-GN40		6.500	6.125	1.620	\$62.50
WP-18708125-1000-GN40		8.125	7.750	1.010	\$62.70



WR Profile

Wear Ring




Materials
Wear Ring: Glass Nylon

Operating Conditions
Temperature: -65° to 275°F
Speed: 6 FPS

Precision machined Glass reinforced Nylon Wear Rings designed to keep the piston and rod centered to prevent metal-to-metal contact and galling. Helps align the cylinder components for simplified assembly. Other material options and sizes may be available. Please contact customer service.


Part Number	Reference	Hardware Dimensions			List Price
		Bore Dia. "d1"	Groove Dia. "D1"	Groove Width "L"	
WR-06000750-0500-GN40		0.750	0.870	0.510	\$2.50
WR-06200625-0375-GN40		0.625	0.750	0.385	\$2.50
WR-06200750-0250-GN40		0.750	0.875	0.260	\$2.40
WR-06200750-0375-GN40		0.750	0.875	0.385	\$2.50
WR-06200875-0500-GN40		0.875	1.000	0.510	\$3.00
WR-06201000-0375-GN40		1.000	1.125	0.385	\$3.70
WR-06201000-0500-GN40		1.000	1.125	0.510	\$3.40
WR-06201125-0375-GN40		1.125	1.250	0.385	\$3.00
WR-06201125-0500-GN40		1.125	1.250	0.510	\$3.00
WR-06201250-0500-GN40		1.250	1.375	0.510	\$2.70
WR-06201375-1000-GN40		1.375	1.500	1.010	\$5.80
WR-06201500-0500-GN40		1.500	1.625	0.510	\$3.50
WR-06201500-1000-GN40		1.500	1.625	1.010	\$5.20
WR-06201750-1000-GN40		1.750	1.875	1.010	\$5.80
WR-06202000-1000-GN40		2.000	2.125	1.010	\$6.10
WR-06202250-1500-GN40		2.250	2.375	1.510	\$6.10
WR-09802500-0375-GN43		2.500	2.969	0.385	\$9.30
WR-09802750-0750-GN43		2.750	2.946	0.760	\$17.30
WR-12501000-0375-GN40		1.000	1.250	0.385	\$3.70
WR-12501000-0500-GN40		1.000	1.250	0.510	\$4.00
WR-12501250-0250-GN40		1.250	1.500	0.260	\$2.50
WR-12501250-0375-GN40		1.250	1.500	0.385	\$3.70
WR-12501250-0500-GN40		1.250	1.500	0.510	\$3.50

Wear Ring

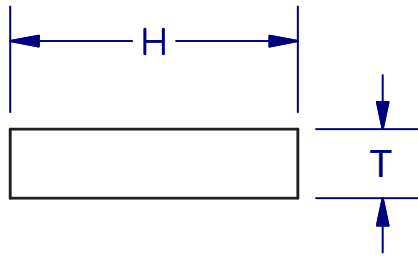


WR Profile

Part Number	Reference	Hardware Dimensions			List Price
		Bore Dia. "D1"	Groove Dia. "d1"	Groove Width "L"	
WR-12501500-0375-GN40		1.500	1.750	0.385	\$3.90
WR-12501500-0500-GN40		1.500	1.750	0.510	\$4.10
WR-12501500-0625-GN40		1.500	1.750	0.635	\$5.10
WR-12501500-0750-GN40		1.500	1.750	0.760	\$5.10
WR-12501750-0500-GN40		1.750	2.000	0.510	\$4.40
WR-12501750-0750-GN40		1.750	2.000	0.760	\$6.20
WR-12502000-0500-GN40		2.000	2.250	0.510	\$5.00
WR-12502000-0625-GN40		2.000	2.250	0.635	\$6.30
WR-12502000-0750-GN40		2.000	2.250	0.760	\$5.50
WR-12502000-1000-GN40		2.000	2.250	1.010	\$10.45
WR-12502000-1250-GN40		2.000	2.250	1.260	\$6.30
WR-12502250-0500-GN40		2.250	2.500	0.510	\$4.80
WR-12502250-0625-GN40		2.250	2.500	0.635	\$7.20
WR-12502500-0375-GN40		2.500	2.750	0.385	\$4.30
WR-12502500-0500-GN40		2.500	2.750	0.510	\$5.50
WR-12502500-0750-GN40		2.500	2.750	0.760	\$7.20
WR-12502500-1000-GN40		2.500	2.750	1.010	\$12.00
WR-12502500-1250-GN40		2.500	2.750	1.260	\$7.20
WR-12502750-0500-GN40		2.750	3.000	0.510	\$5.60
WR-12502750-1500-GN40		2.750	3.000	1.520	\$12.00
WR-12503000-0375-GN40		3.000	3.250	0.385	\$6.00
WR-12503000-0500-GN40		3.000	3.250	0.510	\$5.90
WR-12503000-0625-GN40		3.000	3.250	0.635	\$8.30
WR-12503000-0750-GN40		3.000	3.250	0.760	\$8.30
WR-12503000-1000-GN40		3.000	3.250	1.010	\$10.70
WR-12503000-1500-GN40		3.000	3.250	1.510	\$14.90
WR-12503250-0500-GN40		3.250	3.500	0.510	\$5.90
WR-12503250-1500-GN40		3.250	3.500	1.510	\$17.50
WR-12503500-0500-GN40		3.500	3.750	0.510	\$7.20
WR-12503500-0750-GN40		3.500	3.750	0.760	\$9.70
WR-12503500-1000-GN40		3.500	3.750	1.010	\$14.80
WR-12504000-0500-GN40		4.000	4.250	0.510	\$7.40
WR-12504000-0625-GN40		4.000	4.250	0.635	\$10.50
WR-12504000-0750-GN40		4.000	4.250	0.760	\$7.40
WR-12504000-1000-GN40		4.000	4.250	1.010	\$10.00
WR-12504000-2000-GN40		4.000	4.250	2.010	\$23.50
WR-12504500-2000-GN40		4.500	4.750	2.010	\$30.00



WS Profile



Wear Strip



Materials
Wear Strip: Bronze PTFE


Operating Conditions
Temperature: -65° to 450°
Speed: 12 FPS

Precision tolerance bronze reinforced PTFE Wear Strip designed to keep the piston and rod centered to prevent metal-to-metal contact and galling. Helps align the cylinder components for simplified assembly. Other material options and sizes may be available. Please contact customer service.

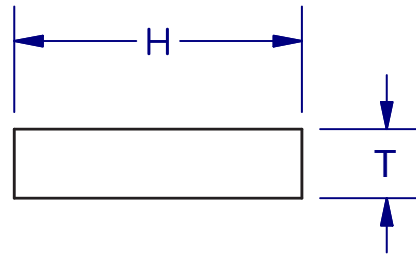
Part Number	Reference	H	T	List Price/Ft
WT-062-0250-T40	606T-025B	0.250	0.062	\$17.64
WT-062-0375-T40	606T-037B	0.375	0.062	\$21.49
WT-062-0500-T40	606T-050B	0.500	0.062	\$22.84
WT-062-0625-T40	606T-062B	0.625	0.062	\$17.96
WT-062-0750-T40	606T-075B	0.750	0.062	\$24.72
WT-062-1000-T40	606T-100B	1.000	0.062	\$28.71
WT-062-1500-T40		1.500	0.062	\$47.28
Separator				
WT-094-0500-T40		0.500	0.094	\$23.88
WT-094-0625-T40		0.625	0.094	\$27.32
WT-094-0750-T40		0.750	0.094	\$29.41
WT-094-1000-T40		1.000	0.094	\$34.93
WT-094-1250-T40		1.250	0.094	\$38.24
WT-094-1500-T40		1.500	0.094	\$52.29
Separator				
WT-125-0250-T40	612T-025B	0.250	0.125	\$21.83
WT-125-0375-T40	612T-037B	0.375	0.125	\$17.06
WT-125-0500-T40	612T-050B	0.500	0.125	\$31.64
WT-125-0625-T40	612T-062B	0.625	0.125	\$41.64
WT-125-0750-T40	612T-075B	0.750	0.125	\$45.48
WT-125-1000-T40	612T-100B	1.000	0.125	\$57.53
WT-125-1250-T40		1.250	0.125	\$65.18
WT-125-1500-T40	612T-150	1.500	0.125	\$56.53



Wear Strip



WS Profile




Materials
Wear Strip: Polyester Fabric

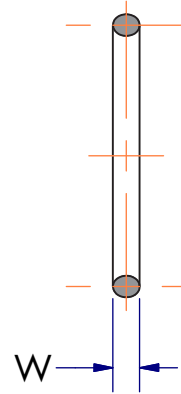
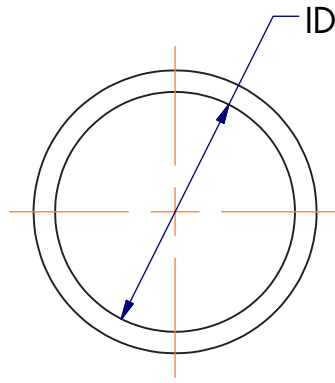
Operating Conditions
Temperature: -65° to 250°
Speed: 12 FPS

Precision tolerance polyester/fabric composite Wear Strip designed to keep the piston and rod centered to prevent metal-to-metal contact and galling. Helps align the cylinder components for simplified assembly. Other material options and sizes may be available. Please contact customer service.

Part Number	Reference	H	T	Length (Meters)	List Price/ Roll
WS-125-0375-C40	612F-037-506-BOX	0.375	0.125	10	\$359.70
WS-125-0500-C40	612F-050-506-BOX	0.500	0.125	10	\$394.10
WS-125-0625-C40		0.625	0.125	10	\$420.90
WS-125-0750-C40	612F-075-506-BOX	0.750	0.125	10	\$489.70
WS-125-1000-C40	612F-100-506-BOX	1.000	0.125	10	\$568.30
WS-125-1250-C40		1.250	0.125	10	\$695.70
WS-125-1500-C40		1.500	0.125	10	\$854.30
WS-125-2000-C40		2.000	0.125	10	\$1,043.50
WS-125-3000-C40		3.000	0.125	10	\$2,637.40



OR Profile



Static Seal

Materials
O-Ring: NBR 70D

Operating Conditions
Temperature: -40° to 250°F
Pressure: 5,000 PSI

Standard AS 568A 70A Durometer NBR O-Ring designed for static industrial seal glands.


Most common material for static sealing applications.

Other material options and sizes may be available. Please contact customer service.

AS 568 Dash No. (2-XXX Series)	Reference	Nominal O-Ring Size (Reference Only)			Actual O-Ring Size per AS 568A				List Price
		ID	OD	W	Dimensions are in Inch				
					ID	Tolerance	W	Tolerance	
000 Series									
OR-001-N70	568-001	1/32	3/32	1/32	0.029	±.004	0.040	±.003	\$0.04
OR-002-N70	568-002	3/64	9/64	3/64	0.042	±.004	0.050	±.003	\$0.04
OR-003-N70	568-003	1/16	3/16	1/16	0.056	±.004	0.060	±.003	\$0.04
OR-004-N70	568-004	5/64	13/64	1/16	0.070	±.005	0.070	±.003	\$0.04
OR-005-N70	568-005	3/32	7/32	1/16	0.101	±.005	0.070	±.003	\$0.04
OR-006-N70	568-006	1/8	1/4	1/16	0.114	±.005	0.070	±.003	\$0.04
OR-007-N70	568-007	5/32	9/32	1/16	0.145	±.005	0.070	±.003	\$0.04
OR-008-N70	568-008	3/16	5/16	1/16	0.176	±.005	0.070	±.003	\$0.04
OR-009-N70	568-009	7/32	11/32	1/16	0.208	±.005	0.070	±.003	\$0.04
OR-010-N70	568-010	1/4	3/8	1/16	0.239	±.005	0.070	±.003	\$0.04
OR-011-N70	568-011	5/16	7/16	1/16	0.301	±.005	0.070	±.003	\$0.04
OR-012-N70	568-012	3/8	1/2	1/16	0.364	±.005	0.070	±.003	\$0.04
OR-013-N70	568-013	7/16	9/16	1/16	0.426	±.005	0.070	±.003	\$0.05
OR-014-N70	568-014	1/2	5/8	1/16	0.489	±.005	0.070	±.003	\$0.05
OR-015-N70	568-015	9/16	11/16	1/16	0.551	±.007	0.070	±.003	\$0.06
OR-016-N70	568-016	5/8	3/4	1/16	0.614	±.009	0.070	±.003	\$0.06
OR-017-N70	568-017	11/16	13/16	1/16	0.676	±.009	0.070	±.003	\$0.06
OR-018-N70	568-018	3/4	7/8	1/16	0.739	±.009	0.070	±.003	\$0.07
OR-019-N70	568-019	13/16	15/16	1/16	0.801	±.009	0.070	±.003	\$0.08




Static Seal



OR Profile

AS 568 Dash No. (2-XXX Series)	Reference	Nominal O-Ring Size (Reference Only)			Actual O-Ring Size per AS 568A				List Price
		Dimensions are in Inch							
		ID	OD	W	ID	Tolerance	W	Tolerance	
OR-020-N70	568-020	7/8	1	1/16	0.864	±.009	0.070	±.003	\$0.09
OR-021-N70	568-021	15/16	1 1/16	1/16	0.926	±.009	0.070	±.003	\$0.09
OR-022-N70	568-022	1	1 1/8	1/16	0.989	±.010	0.070	±.003	\$0.09
OR-023-N70	568-023	1 1/16	1 3/16	1/16	1.051	±.010	0.070	±.003	\$0.10
OR-024-N70	568-024	1 1/8	1 1/4	1/16	1.114	±.010	0.070	±.003	\$0.10
OR-025-N70	568-025	1 3/16	1 5/16	1/16	1.176	±.011	0.070	±.003	\$0.12
OR-026-N70	568-026	1 1/4	1 3/8	1/16	1.239	±.011	0.070	±.003	\$0.12
OR-027-N70	568-027	1 5/16	1 7/16	1/16	1.301	±.011	0.070	±.003	\$0.14
OR-028-N70	568-028	1 3/8	1 1/2	1/16	1.364	±.013	0.070	±.003	\$0.14
OR-029-N70	568-029	1 1/2	1 5/8	1/16	1.489	±.013	0.070	±.003	\$0.17
OR-030-N70	568-030	1 5/8	1 3/4	1/16	1.614	±.013	0.070	±.003	\$0.20
OR-031-N70	568-031	1 3/4	1 7/8	1/16	1.739	±.015	0.070	±.003	\$0.22
OR-032-N70	568-032	1 7/8	2	1/16	1.864	±.015	0.070	±.003	\$0.24
OR-033-N70	568-033	2	2 1/8	1/16	1.989	±.018	0.070	±.003	\$0.25
OR-034-N70	568-034	2 1/8	2 1/4	1/16	2.114	±.018	0.070	±.003	\$0.30
OR-035-N70	568-035	2 1/4	2 3/8	1/16	2.239	±.018	0.070	±.003	\$0.32
OR-036-N70	568-036	2 3/8	2 1/2	1/16	2.364	±.018	0.070	±.003	\$0.35
OR-037-N70	568-037	2 1/2	2 5/8	1/16	2.489	±.018	0.070	±.003	\$0.36
OR-038-N70	568-038	2 5/8	2 3/4	1/16	2.614	±.020	0.070	±.003	\$0.38
OR-039-N70	568-039	2 3/4	2 7/8	1/16	2.739	±.020	0.070	±.003	\$0.39
OR-040-N70	568-040	2 7/8	3	1/16	2.864	±.020	0.070	±.003	\$0.40
OR-041-N70	568-041	3	3 1/8	1/16	2.989	±.024	0.070	±.003	\$0.46
OR-042-N70	568-042	3 1/4	3 3/8	1/16	3.239	±.024	0.070	±.003	\$0.57
OR-043-N70	568-043	3 1/2	3 5/8	1/16	3.489	±.024	0.070	±.003	\$0.59
OR-044-N70	568-044	3 3/4	3 7/8	1/16	3.739	±.027	0.070	±.003	\$0.68
OR-045-N70	568-045	4	4 1/8	1/16	3.989	±.027	0.070	±.003	\$0.73
OR-046-N70	568-046	4 1/4	4 3/8	1/16	4.239	±.030	0.070	±.003	\$0.80
OR-047-N70	568-047	4 1/2	4 5/8	1/16	4.489	±.030	0.070	±.003	\$0.83
OR-048-N70	568-048	4 3/4	4 7/8	1/16	4.739	±.030	0.070	±.003	\$0.93
OR-049-N70	568-049	5	5 1/8	1/16	4.989	±.037	0.070	±.003	\$1.09
OR-050-N70	568-050	5 1/4	5 3/8	1/16	5.239	±.037	0.070	±.003	\$1.09
100 Series									
OR-102-N70	568-102	1/16	1/4	3/32	0.049	±.005	0.103	±.003	\$0.05
OR-103-N70	568-103	3/32	9/32	3/32	0.081	±.005	0.103	±.003	\$0.05
OR-104-N70	568-104	1/8	5/16	3/32	0.112	±.005	0.103	±.003	\$0.05




Static Seal

OR Profile


AS 568 Dash No. (2-XXX Series)	Reference	Nominal O-Ring Size (Reference Only)			Actual O-Ring Size per AS 568A				List Price
		Dimensions are in Inch							
		ID	OD	W	ID	Tolerance	W	Tolerance	
OR-105-N70	568-105	5/32	11/32	3/32	0.143	±.005	0.103	±.003	\$0.04
OR-106-N70	568-106	3/16	3/8	3/32	0.174	±.005	0.103	±.003	\$0.04
OR-107-N70	568-107	7/32	13/32	3/32	0.206	±.005	0.103	±.003	\$0.04
OR-108-N70	568-108	1/4	7/16	3/32	0.237	±.005	0.103	±.003	\$0.04
OR-109-N70	568-109	5/16	1/2	3/32	0.299	±.005	0.103	±.003	\$0.05
OR-110-N70	568-110	3/8	9/16	3/32	0.362	±.005	0.103	±.003	\$0.05
OR-111-N70	568-111	7/16	5/8	3/32	0.424	±.005	0.103	±.003	\$0.06
OR-112-N70	568-112	1/2	11/16	3/32	0.487	±.005	0.103	±.003	\$0.06
OR-113-N70	568-113	9/16	3/4	3/32	0.549	±.005	0.103	±.003	\$0.07
OR-114-N70	568-114	5/8	13/16	3/32	0.612	±.009	0.103	±.003	\$0.08
OR-115-N70	568-115	11/16	7/8	3/32	0.674	±.009	0.103	±.003	\$0.09
OR-116-N70	568-116	3/4	15/16	3/32	0.737	±.009	0.103	±.003	\$0.10
OR-117-N70	568-117	13/16	1	3/32	0.799	±.010	0.103	±.003	\$0.11
OR-118-N70	568-118	7/8	1 1/16	3/32	0.862	±.010	0.103	±.003	\$0.12
OR-119-N70	568-119	15/16	1 1/8	3/32	0.924	±.010	0.103	±.003	\$0.13
OR-120-N70	568-120	1	1 3/16	3/32	0.987	±.010	0.103	±.003	\$0.14
OR-121-N70	568-121	1 1/16	1 1/4	3/32	1.049	±.010	0.103	±.003	\$0.15
OR-122-N70	568-122	1 1/8	1 5/16	3/32	1.112	±.010	0.103	±.003	\$0.17
OR-123-N70	568-123	1 3/16	1 3/8	3/32	1.174	±.012	0.103	±.003	\$0.17
OR-124-N70	568-124	1 1/4	1 7/16	3/32	1.237	±.012	0.103	±.003	\$0.18
OR-125-N70	568-125	1 5/16	1 1/2	3/32	1.299	±.012	0.103	±.003	\$0.21
OR-126-N70	568-126	1 3/8	1 9/16	3/32	1.362	±.012	0.103	±.003	\$0.22
OR-127-N70	568-127	1 7/16	1 5/8	3/32	1.424	±.012	0.103	±.003	\$0.24
OR-128-N70	568-128	1 1/2	1 11/16	3/32	1.487	±.012	0.103	±.003	\$0.24
OR-129-N70	568-129	1 9/16	1 3/4	3/32	1.549	±.015	0.103	±.003	\$0.25
OR-130-N70	568-130	1 5/8	1 13/16	3/32	1.612	±.015	0.103	±.003	\$0.26
OR-131-N70	568-131	1 11/16	1 7/8	3/32	1.674	±.015	0.103	±.003	\$0.26
OR-132-N70	568-132	1 3/4	1 15/16	3/32	1.737	±.015	0.103	±.003	\$0.27
OR-133-N70	568-133	1 13/16	2	3/32	1.799	±.015	0.103	±.003	\$0.28
OR-134-N70	568-134	1 7/8	2 1/16	3/32	1.862	±.015	0.103	±.003	\$0.31
OR-135-N70	568-135	1 15/16	2 1/8	3/32	1.925	±.017	0.103	±.003	\$0.32
OR-136-N70	568-136	2	2 3/16	3/32	1.987	±.017	0.103	±.003	\$0.35
OR-137-N70	568-137	2 1/16	2 1/4	3/32	2.050	±.017	0.103	±.003	\$0.35
OR-138-N70	568-138	2 1/8	2 5/16	3/32	2.112	±.017	0.103	±.003	\$0.35

Static Seal



OR Profile

AS 568 Dash No. (2-XXX Series)	Reference	Nominal O-Ring Size (Reference Only)			Actual O-Ring Size per AS 568A				List Price
		Dimensions are in Inch							
		ID	OD	W	ID	Tolerance	W	Tolerance	
OR-139-N70	568-139	2 3/16	2 3/8	3/32	2.175	±.017	0.103	±.003	\$0.36
OR-140-N70	568-140	2 1/4	2 7/16	3/32	2.237	±.017	0.103	±.003	\$0.37
OR-141-N70	568-141	2 5/16	2 1/2	3/32	2.300	±.020	0.103	±.003	\$0.37
OR-142-N70	568-142	2 3/8	2 9/16	3/32	2.362	±.020	0.103	±.003	\$0.39
OR-143-N70	568-143	2 7/16	2 5/8	3/32	2.425	±.020	0.103	±.003	\$0.42
OR-144-N70	568-144	2 1/2	2 11/16	3/32	2.487	±.020	0.103	±.003	\$0.42
OR-145-N70	568-145	2 9/16	2 3/4	3/32	2.550	±.020	0.103	±.003	\$0.44
OR-146-N70	568-146	2 5/8	2 13/16	3/32	2.612	±.020	0.103	±.003	\$0.44
OR-147-N70	568-147	2 11/16	2 7/8	3/32	2.675	±.022	0.103	±.003	\$0.44
OR-148-N70	568-148	2 3/4	2 15/16	3/32	2.737	±.022	0.103	±.003	\$0.47
OR-149-N70	568-149	2 13/16	3	3/32	2.800	±.022	0.103	±.003	\$0.54
OR-150-N70	568-150	2 7/8	3 1/16	3/32	2.862	±.022	0.103	±.003	\$0.56
OR-151-N70	568-151	3	3 3/16	3/32	2.987	±.024	0.103	±.003	\$0.57
OR-152-N70	568-152	3 1/4	3 7/16	3/32	3.237	±.024	0.103	±.003	\$0.64
OR-153-N70	568-153	3 1/2	3 11/16	3/32	3.487	±.024	0.103	±.003	\$0.70
OR-154-N70	568-154	3 3/4	3 15/16	3/32	3.737	±.028	0.103	±.003	\$0.76
OR-155-N70	568-155	4	4 3/16	3/32	3.987	±.028	0.103	±.003	\$0.81
OR-156-N70	568-156	4 1/4	4 7/16	3/32	4.237	±.030	0.103	±.003	\$0.92
OR-157-N70	568-157	4 1/2	4 11/16	3/32	4.487	±.030	0.103	±.003	\$0.97
OR-158-N70	568-158	4 3/4	4 15/16	3/32	4.737	±.030	0.103	±.003	\$1.07
OR-159-N70	568-159	5	5 3/16	3/32	4.987	±.035	0.103	±.003	\$1.09
OR-160-N70	568-160	5 1/4	5 7/16	3/32	5.237	±.035	0.103	±.003	\$1.32
OR-161-N70	568-161	5 1/2	5 11/16	3/32	5.487	±.035	0.103	±.003	\$1.42
OR-162-N70	568-162	5 3/4	5 15/16	3/32	5.737	±.035	0.103	±.003	\$1.44
OR-163-N70	568-163	6	6 3/16	3/32	5.987	±.035	0.103	±.003	\$1.45
OR-164-N70	568-164	6 1/4	6 7/16	3/32	6.237	±.040	0.103	±.003	\$1.51
OR-165-N70	568-165	6 1/2	6 11/16	3/32	6.487	±.040	0.103	±.003	\$1.52
OR-166-N70	568-166	6 3/4	6 15/16	3/32	6.737	±.040	0.103	±.003	\$1.56
OR-167-N70	568-167	7	7 3/16	3/32	6.987	±.040	0.103	±.003	\$2.21
OR-168-N70	568-168	7 1/4	7 7/16	3/32	7.237	±.045	0.103	±.003	\$2.21
OR-169-N70	568-169	7 1/2	7 11/16	3/32	7.487	±.045	0.103	±.003	\$2.22
OR-170-N70	568-170	7 3/4	7 15/16	3/32	7.737	±.045	0.103	±.003	\$2.24
OR-171-N70	568-171	8	8 3/16	3/32	7.987	±.045	0.103	±.003	\$2.25
OR-172-N70	568-172	8 1/4	8 7/16	3/32	8.237	±.050	0.103	±.003	\$2.27
OR-173-N70	568-173	8 1/2	8 11/16	3/32	8.487	±.050	0.103	±.003	\$2.28




Static Seal

OR Profile


AS 568 Dash No. (2-XXX Series)	Reference	Nominal O-Ring Size (Reference Only)			Actual O-Ring Size per AS 568A				List Price
		Dimensions are in Inch							
		ID	OD	W	ID	Tolerance	W	Tolerance	
OR-174-N70	568-174	8 3/4	8 15/16	3/32	8.737	±.050	0.103	±.003	\$2.77
OR-175-N70	568-175	9	9 3/16	3/32	8.987	±.050	0.103	±.003	\$2.83
OR-176-N70	568-176	9 1/4	9 7/16	3/32	9.237	±.055	0.103	±.003	\$2.83
OR-177-N70	568-177	9 1/2	9 11/16	3/32	9.487	±.055	0.103	±.003	\$2.88
OR-178-N70	568-178	9 3/4	9 15/16	3/32	9.737	±.055	0.103	±.003	\$2.98
200 Series									
OR-201-N70	568-201	3/16	7/16	1/8	0.171	±.005	0.139	±.004	\$0.08
OR-202-N70	568-202	1/4	1/2	1/8	0.234	±.005	0.139	±.004	\$0.09
OR-203-N70	568-203	5/16	9/16	1/8	0.296	±.005	0.139	±.004	\$0.09
OR-204-N70	568-204	3/8	5/8	1/8	0.359	±.005	0.139	±.004	\$0.09
OR-205-N70	568-205	7/16	11/16	1/8	0.421	±.005	0.139	±.004	\$0.10
OR-206-N70	568-206	1/2	3/4	1/8	0.484	±.005	0.139	±.004	\$0.11
OR-207-N70	568-207	9/16	13/16	1/8	0.546	±.007	0.139	±.004	\$0.12
OR-208-N70	568-208	5/8	7/8	1/8	0.609	±.009	0.139	±.004	\$0.13
OR-209-N70	568-209	11/16	15/16	1/8	0.671	±.009	0.139	±.004	\$0.14
OR-210-N70	568-210	3/4	1	1/8	0.734	±.010	0.139	±.004	\$0.14
OR-211-N70	568-211	13/16	1 1/16	1/8	0.796	±.010	0.139	±.004	\$0.15
OR-212-N70	568-212	7/8	1 1/8	1/8	0.859	±.010	0.139	±.004	\$0.17
OR-213-N70	568-213	15/16	1 3/16	1/8	0.921	±.010	0.139	±.004	\$0.17
OR-214-N70	568-214	1	1 1/4	1/8	0.984	±.010	0.139	±.004	\$0.19
OR-215-N70	568-215	1 1/16	1 5/16	1/8	1.046	±.010	0.139	±.004	\$0.20
OR-216-N70	568-216	1 1/8	1 3/8	1/8	1.109	±.012	0.139	±.004	\$0.22
OR-217-N70	568-217	1 3/16	1 7/16	1/8	1.171	±.012	0.139	±.004	\$0.22
OR-218-N70	568-218	1 1/4	1 1/2	1/8	1.234	±.012	0.139	±.004	\$0.24
OR-219-N70	568-219	1 5/16	1 9/16	1/8	1.296	±.012	0.139	±.004	\$0.25
OR-220-N70	568-220	1 3/8	1 5/8	1/8	1.359	±.012	0.139	±.004	\$0.27
OR-221-N70	568-221	1 7/16	1 11/16	1/8	1.421	±.012	0.139	±.004	\$0.28
OR-222-N70	568-222	1 1/2	1 3/4	1/8	1.484	±.015	0.139	±.004	\$0.29
OR-223-N70	568-223	1 5/8	1 7/8	1/8	1.609	±.015	0.139	±.004	\$0.32
OR-224-N70	568-224	1 3/4	2	1/8	1.734	±.015	0.139	±.004	\$0.38
OR-225-N70	568-225	1 7/8	2 1/8	1/8	1.859	±.018	0.139	±.004	\$0.39
OR-226-N70	568-226	2	2 1/4	1/8	1.984	±.018	0.139	±.004	\$0.41
OR-227-N70	568-227	2 1/16	2 5/16	1/8	2.109	±.018	0.139	±.004	\$0.46
OR-228-N70	568-228	2 1/4	2 1/2	1/8	2.234	±.020	0.139	±.004	\$0.47

Static Seal



OR Profile

AS 568 Dash No. (2-XXX Series)	Reference	Nominal O-Ring Size (Reference Only)			Actual O-Ring Size per AS 568A				List Price
		Dimensions are in Inch							
		ID	OD	W	ID	Tolerance	W	Tolerance	
OR-229-N70	568-229	2 3/8	2 5/8	1/8	2.359	±.020	0.139	±.004	\$0.53
OR-230-N70	568-230	2 1/2	2 3/4	1/8	2.484	±.020	0.139	±.004	\$0.54
OR-231-N70	568-231	2 5/8	2 7/8	1/8	2.609	±.020	0.139	±.004	\$0.57
OR-232-N70	568-232	2 3/4	3	1/8	2.734	±.024	0.139	±.004	\$0.57
OR-233-N70	568-233	2 7/8	3 1/8	1/8	2.859	±.024	0.139	±.004	\$0.67
OR-234-N70	568-234	3	3 1/4	1/8	2.984	±.024	0.139	±.004	\$0.71
OR-235-N70	568-235	3 1/8	3 3/8	1/8	3.109	±.024	0.139	±.004	\$0.74
OR-236-N70	568-236	3 1/4	3 1/2	1/8	3.234	±.024	0.139	±.004	\$0.81
OR-237-N70	568-237	3 3/8	3 5/8	1/8	3.359	±.024	0.139	±.004	\$0.85
OR-238-N70	568-238	3 1/2	3 3/4	1/8	3.484	±.024	0.139	±.004	\$0.87
OR-239-N70	568-239	3 5/8	3 7/8	1/8	3.609	±.028	0.139	±.004	\$0.88
OR-240-N70	568-240	3 3/4	4	1/8	3.734	±.028	0.139	±.004	\$0.90
OR-241-N70	568-241	3 7/8	4 1/8	1/8	3.859	±.028	0.139	±.004	\$0.91
OR-242-N70	568-242	4	4 1/4	1/8	3.984	±.028	0.139	±.004	\$1.01
OR-243-N70	568-243	4 1/8	4 3/8	1/8	4.109	±.028	0.139	±.004	\$1.02
OR-244-N70	568-244	4 1/4	4 1/2	1/8	4.234	±.030	0.139	±.004	\$1.04
OR-245-N70	568-245	4 3/8	4 5/8	1/8	4.359	±.030	0.139	±.004	\$1.09
OR-246-N70	568-246	4 1/2	4 3/4	1/8	4.484	±.030	0.139	±.004	\$1.10
OR-247-N70	568-247	4 5/8	4 7/8	1/8	4.609	±.030	0.139	±.004	\$1.22
OR-248-N70	568-248	4 3/4	5	1/8	4.734	±.030	0.139	±.004	\$1.28
OR-249-N70	568-249	4 7/8	5 1/8	1/8	4.859	±.035	0.139	±.004	\$1.33
OR-250-N70	568-250	5	5 1/4	1/8	4.984	±.035	0.139	±.004	\$1.34
OR-251-N70	568-251	5 1/8	5 3/8	1/8	5.109	±.035	0.139	±.004	\$1.37
OR-252-N70	568-252	5 1/4	5 1/2	1/8	5.234	±.035	0.139	±.004	\$1.54
OR-253-N70	568-253	5 3/8	5 5/8	1/8	5.359	±.035	0.139	±.004	\$1.54
OR-254-N70	568-254	5 1/2	5 3/4	1/8	5.484	±.035	0.139	±.004	\$1.61
OR-255-N70	568-255	5 5/8	5 7/8	1/8	5.609	±.035	0.139	±.004	\$1.68
OR-256-N70	568-256	5 3/4	6	1/8	5.734	±.035	0.139	±.004	\$1.75
OR-257-N70	568-257	5 7/8	6 1/8	1/8	5.859	±.035	0.139	±.004	\$1.76
OR-258-N70	568-258	6	6 1/4	1/8	5.984	±.035	0.139	±.004	\$1.86
OR-259-N70	568-259	6 1/4	6 1/2	1/8	6.234	±.040	0.139	±.004	\$2.09
OR-260-N70	568-260	6 1/2	6 3/4	1/8	6.484	±.040	0.139	±.004	\$2.18
OR-261-N70	568-261	6 3/4	7	1/8	6.734	±.040	0.139	±.004	\$2.23
OR-262-N70	568-262	7	7 1/4	1/8	6.984	±.040	0.139	±.004	\$2.33
OR-263-N70	568-263	7 1/4	7 1/2	1/8	7.234	±.045	0.139	±.004	\$2.36




Static Seal

OR Profile

AS 568 Dash No. (2-XXX Series)	Reference	Nominal O-Ring Size (Reference Only)			Actual O-Ring Size per AS 568A				List Price
		Dimensions are in Inch							
		ID	OD	W	ID	Tolerance	W	Tolerance	
OR-264-N70	568-264	7 1/2	7 3/4	1/8	7.484	±.045	0.139	±.004	\$2.41
OR-265-N70	568-265	7 3/4	8	1/8	7.734	±.045	0.139	±.004	\$2.61
OR-266-N70	568-266	8	8 1/4	1/8	7.984	±.045	0.139	±.004	\$2.64
OR-267-N70	568-267	8 1/4	8 1/2	1/8	8.234	±.050	0.139	±.004	\$2.68
OR-268-N70	568-268	8 1/2	8 3/4	1/8	8.484	±.050	0.139	±.004	\$2.72
OR-269-N70	568-269	8 3/4	9	1/8	8.734	±.050	0.139	±.004	\$2.77
OR-270-N70	568-270	9	9 1/4	1/8	8.984	±.050	0.139	±.004	\$3.06
OR-271-N70	568-271	9 1/4	9 1/2	1/8	9.234	±.055	0.139	±.004	\$3.10
OR-272-N70	568-272	9 1/2	9 3/4	1/8	9.484	±.055	0.139	±.004	\$3.32
OR-273-N70	568-273	9 3/4	10	1/8	9.734	±.055	0.139	±.004	\$3.47
OR-274-N70	568-274	10	10 1/4	1/8	9.984	±.055	0.139	±.004	\$3.58
OR-275-N70	568-275	10 1/2	10 3/4	1/8	10.484	±.055	0.139	±.004	\$3.95
OR-276-N70	568-276	11	11 1/4	1/8	10.984	±.065	0.139	±.004	\$4.70
OR-277-N70	568-277	11 1/2	11 3/4	1/8	11.484	±.065	0.139	±.004	\$4.75
OR-278-N70	568-278	12	12 1/4	1/8	11.984	±.065	0.139	±.004	\$5.22
OR-279-N70	568-279	13	13 1/4	1/8	12.984	±.065	0.139	±.004	\$5.36
OR-280-N70	568-280	14	14 1/4	1/8	13.984	±.065	0.139	±.004	\$5.56
OR-281-N70	568-281	15	15 1/4	1/8	14.984	±.065	0.139	±.004	\$5.68
OR-282-N70	568-282	16	16 1/4	1/8	15.955	±.075	0.139	±.004	\$8.38
OR-283-N70	568-283	17	17 1/4	1/8	16.955	±.080	0.139	±.004	\$8.48
OR-284-N70	568-284	18	18 1/4	1/8	17.955	±.085	0.139	±.004	\$9.07
300 Series									
OR-309-N70	568-309	7/16	13/16	3/16	0.412	±.005	0.210	±.005	\$0.21
OR-310-N70	568-310	1/2	7/8	3/16	0.475	±.005	0.210	±.005	\$0.23
OR-311-N70	568-311	9/16	15/16	3/16	0.537	±.007	0.210	±.005	\$0.25
OR-312-N70	568-312	5/8	1	3/16	0.600	±.009	0.210	±.005	\$0.27
OR-313-N70	568-313	11/16	1 1/16	3/16	0.662	±.009	0.210	±.005	\$0.29
OR-314-N70	568-314	3/4	1 1/8	3/16	0.725	±.010	0.210	±.005	\$0.31
OR-315-N70	568-315	13/16	1 3/16	3/16	0.787	±.010	0.210	±.005	\$0.33
OR-316-N70	568-316	7/8	1 1/4	3/16	0.850	±.010	0.210	±.005	\$0.36
OR-317-N70	568-317	15/16	1 5/16	3/16	0.912	±.010	0.210	±.005	\$0.39
OR-318-N70	568-318	1	1 3/8	3/16	0.975	±.010	0.210	±.005	\$0.40
OR-319-N70	568-319	1 1/16	1 7/16	3/16	1.037	±.010	0.210	±.005	\$0.41
OR-320-N70	568-320	1 1/8	1 1/2	3/16	1.100	±.012	0.210	±.005	\$0.43




Static Seal



OR Profile

AS 568 Dash No. (2-XXX Series)	Reference	Nominal O-Ring Size (Reference Only)			Actual O-Ring Size per AS 568A				List Price
		Dimensions are in Inch							
		ID	OD	W	ID	Tolerance	W	Tolerance	
OR-321-N70	568-321	1 3/16	1 9/16	3/16	1.162	±.012	0.210	±.005	\$0.46
OR-322-N70	568-322	1 1/4	1 5/8	3/16	1.225	±.012	0.210	±.005	\$0.48
OR-323-N70	568-323	1 5/16	1 11/16	3/16	1.287	±.012	0.210	±.005	\$0.52
OR-324-N70	568-324	1 3/8	1 3/4	3/16	1.350	±.012	0.210	±.005	\$0.53
OR-325-N70	568-325	1 1/2	1 7/8	3/16	1.475	±.015	0.210	±.005	\$0.56
OR-326-N70	568-326	1 5/8	2	3/16	1.600	±.015	0.210	±.005	\$0.62
OR-327-N70	568-327	1 3/4	2 1/8	3/16	1.725	±.015	0.210	±.005	\$0.67
OR-328-N70	568-328	1 7/8	2 1/4	3/16	1.850	±.015	0.210	±.005	\$0.69
OR-329-N70	568-329	2	2 3/8	3/16	1.975	±.018	0.210	±.005	\$0.79
OR-330-N70	568-330	2 1/8	2 1/2	3/16	2.100	±.018	0.210	±.005	\$0.81
OR-331-N70	568-331	2 1/4	2 5/8	3/16	2.225	±.018	0.210	±.005	\$0.89
OR-332-N70	568-332	2 3/8	2 3/4	3/16	2.350	±.018	0.210	±.005	\$0.93
OR-333-N70	568-333	2 1/2	2 7/8	3/16	2.475	±.020	0.210	±.005	\$0.97
OR-334-N70	568-334	2 5/8	3	3/16	2.600	±.020	0.210	±.005	\$1.06
OR-335-N70	568-335	2 3/4	3 1/8	3/16	2.725	±.020	0.210	±.005	\$1.16
OR-336-N70	568-336	2 7/8	3 1/4	3/16	2.850	±.020	0.210	±.005	\$1.23
OR-337-N70	568-337	3	3 3/8	3/16	2.975	±.024	0.210	±.005	\$1.26
OR-338-N70	568-338	3 1/8	3 1/2	3/16	3.100	±.024	0.210	±.005	\$1.33
OR-339-N70	568-339	3 1/4	3 5/8	3/16	3.225	±.024	0.210	±.005	\$1.33
OR-340-N70	568-340	3 3/8	3 3/4	3/16	3.350	±.024	0.210	±.005	\$1.40
OR-341-N70	568-341	3 1/2	3 7/8	3/16	3.475	±.024	0.210	±.005	\$1.48
OR-342-N70	568-342	3 5/8	4	3/16	3.600	±.028	0.210	±.005	\$1.48
OR-343-N70	568-343	3 3/4	4 1/8	3/16	3.725	±.028	0.210	±.005	\$1.53
OR-344-N70	568-344	3 7/8	4 1/4	3/16	3.850	±.028	0.210	±.005	\$1.57
OR-345-N70	568-345	4	4 3/8	3/16	3.975	±.028	0.210	±.005	\$1.64
OR-346-N70	568-346	4 1/8	4 1/2	3/16	4.100	±.028	0.210	±.005	\$1.70
OR-347-N70	568-347	4 1/4	4 5/8	3/16	4.225	±.030	0.210	±.005	\$1.74
OR-348-N70	568-348	4 3/8	4 3/4	3/16	4.350	±.030	0.210	±.005	\$1.93
OR-349-N70	568-349	4 1/2	4 7/8	3/16	4.475	±.030	0.210	±.005	\$1.96
OR-350-N70	568-350	4 5/8	5	3/16	4.600	±.030	0.210	±.005	\$1.96
OR-351-N70	568-351	4 3/4	5 1/8	3/16	4.725	±.030	0.210	±.005	\$1.97
OR-352-N70	568-352	4 7/8	5 1/4	3/16	4.850	±.030	0.210	±.005	\$2.09
OR-353-N70	568-353	5	5 3/8	3/16	4.975	±.037	0.210	±.005	\$2.16
OR-354-N70	568-354	5 1/8	5 1/2	3/16	5.100	±.037	0.210	±.005	\$2.23




Static Seal

OR Profile


AS 568 Dash No. (2-XXX Series)	Reference	Nominal O-Ring Size (Reference Only)			Actual O-Ring Size per AS 568A				List Price
		Dimensions are in Inch							
		ID	OD	W	ID	Tolerance	W	Tolerance	
OR-355-N70	568-355	5 1/4	5 5/8	3/16	5.225	±.037	0.210	±.005	\$2.30
OR-356-N70	568-356	5 3/8	5 3/4	3/16	5.350	±.037	0.210	±.005	\$2.35
OR-357-N70	568-357	5 1/2	5 7/8	3/16	5.475	±.037	0.210	±.005	\$2.59
OR-358-N70	568-358	5 5/8	6	3/16	5.600	±.037	0.210	±.005	\$2.62
OR-359-N70	568-359	5 3/4	6 1/8	3/16	5.725	±.037	0.210	±.005	\$2.76
OR-360-N70	568-360	5 7/8	6 1/4	3/16	5.850	±.037	0.210	±.005	\$2.82
OR-361-N70	568-361	6	6 3/8	3/16	5.975	±.037	0.210	±.005	\$2.94
OR-362-N70	568-362	6 1/4	6 5/8	3/16	6.225	±.040	0.210	±.005	\$3.07
OR-363-N70	568-363	6 1/2	6 7/8	3/16	6.475	±.040	0.210	±.005	\$3.32
OR-364-N70	568-364	6 3/4	7 1/8	3/16	6.725	±.040	0.210	±.005	\$3.44
OR-365-N70	568-365	7	7 3/8	3/16	6.975	±.040	0.210	±.005	\$3.59
OR-366-N70	568-366	7 1/4	7 5/8	3/16	7.225	±.045	0.210	±.005	\$3.63
OR-367-N70	568-367	7 1/2	7 7/8	3/16	7.475	±.045	0.210	±.005	\$3.66
OR-368-N70	568-368	7 3/4	8 1/8	3/16	7.725	±.045	0.210	±.005	\$3.72
OR-369-N70	568-369	8	8 3/8	3/16	7.975	±.045	0.210	±.005	\$3.80
OR-370-N70	568-370	8 1/4	8 5/8	3/16	8.225	±.050	0.210	±.005	\$3.85
OR-371-N70	568-371	8 1/2	8 7/8	3/16	8.475	±.050	0.210	±.005	\$3.92
OR-372-N70	568-372	8 3/4	9 1/8	3/16	8.725	±.050	0.210	±.005	\$4.51
OR-373-N70	568-373	9	9 3/8	3/16	8.975	±.050	0.210	±.005	\$4.75
OR-374-N70	568-374	9 1/4	9 5/8	3/16	9.225	±.055	0.210	±.005	\$4.88
OR-375-N70	568-375	9 1/2	9 7/8	3/16	9.475	±.055	0.210	±.005	\$5.02
OR-376-N70	568-376	9 3/4	10 1/8	3/16	9.725	±.055	0.210	±.005	\$5.15
OR-377-N70	568-377	10	10 3/8	3/16	9.975	±.055	0.210	±.005	\$5.63
OR-378-N70	568-378	10 1/2	10 7/8	3/16	10.475	±.060	0.210	±.005	\$6.61
OR-379-N70	568-379	11	11 3/8	3/16	10.975	±.060	0.210	±.005	\$6.69
OR-380-N70	568-380	11 1/2	11 7/8	3/16	11.475	±.065	0.210	±.005	\$7.34
OR-381-N70	568-381	12	12 3/8	3/16	11.975	±.065	0.210	±.005	\$7.40
OR-382-N70	568-382	13	13 3/8	3/16	12.975	±.065	0.210	±.005	\$7.61
OR-383-N70	568-383	14	14 3/8	3/16	13.975	±.070	0.210	±.005	\$8.41
OR-384-N70	568-384	15	15 3/8	3/16	14.975	±.070	0.210	±.005	\$11.70
OR-385-N70	568-385	16	16 3/8	3/16	15.955	±.075	0.210	±.005	\$12.07
OR-386-N70	568-386	17	17 3/8	3/16	16.955	±.080	0.210	±.005	\$12.76
OR-387-N70	568-387	18	18 3/8	3/16	17.955	±.085	0.210	±.005	\$13.12

Static Seal



OR Profile

AS 568 Dash No. (2-XXX Series)	Reference	Nominal O-Ring Size (Reference Only)			Actual O-Ring Size per AS 568A				List Price
		Dimensions are in Inch							
		ID	OD	W	ID	Tolerance	W	Tolerance	
OR-388-N70	568-388	19	19 3/8	3/16	18.955	±.090	0.210	±.005	\$16.05
OR-389-N70	568-389	20	20 3/8	3/16	19.955	±.095	0.210	±.005	\$17.57
OR-390-N70	568-390	21	21 3/8	3/16	20.955	±.095	0.210	±.005	\$17.81
OR-391-N70	568-391	22	22 3/8	3/16	21.955	±.100	0.210	±.005	\$18.39
OR-392-N70	568-392	23	23 3/8	3/16	22.940	±.105	0.210	±.005	\$18.85
OR-393-N70	568-393	24	24 3/8	3/16	23.940	±.110	0.210	±.005	\$19.21
OR-394-N70	568-394	25	25 3/8	3/16	24.940	±.115	0.210	±.005	\$19.91
OR-395-N70	568-395	26	26 3/8	3/16	25.940	±.120	0.210	±.005	\$20.45
400 Series									
OR-400-N70	568-400	1 3/8	1 7/8	1/4	1.225	±.012	0.275	±.006	\$1.10
OR-401-N70	568-401	1 1/2	2	1/4	1.475	±.014	0.275	±.006	\$1.19
OR-402-N70	568-402	1 5/8	2 1/8	1/4	1.600	±.015	0.275	±.006	\$1.31
OR-403-N70	568-403	1 3/4	2 1/4	1/4	1.725	±.016	0.275	±.006	\$1.37
OR-404-N70	568-404	1 7/8	2 3/8	1/4	1.850	±.016	0.275	±.006	\$1.50
OR-405-N70	568-405	2	2 1/2	1/4	1.975	±.017	0.275	±.006	\$1.59
OR-406-N70	568-406	2 1/8	2 5/8	1/4	2.100	±.018	0.275	±.006	\$1.62
OR-407-N70	568-407	2 1/4	2 3/4	1/4	2.225	±.018	0.275	±.006	\$1.84
OR-408-N70	568-408	2 3/8	2 7/8	1/4	2.350	±.020	0.275	±.006	\$1.91
OR-409-N70	568-409	2 1/2	3	1/4	2.475	±.020	0.275	±.006	\$2.06
OR-410-N70	568-410	2 5/8	3 1/8	1/4	2.600	±.020	0.275	±.006	\$2.16
OR-411-N70	568-411	2 3/4	3 1/4	1/4	2.725	±.022	0.275	±.006	\$2.23
OR-412-N70	568-412	2 7/8	3 3/8	1/4	2.850	±.022	0.275	±.006	\$2.43
OR-413-N70	568-413	3	3 1/2	1/4	2.975	±.024	0.275	±.006	\$2.62
OR-414-N70	568-414	3 1/8	3 5/8	1/4	3.100	±.024	0.275	±.006	\$2.73
OR-415-N70	568-415	3 1/4	3 3/4	1/4	3.225	±.024	0.275	±.006	\$2.79
OR-416-N70	568-416	3 3/8	3 7/8	1/4	3.350	±.026	0.275	±.006	\$2.86
OR-417-N70	568-417	3 1/2	4	1/4	3.475	±.026	0.275	±.006	\$2.90
OR-418-N70	568-418	3 5/8	4 1/8	1/4	3.600	±.026	0.275	±.006	\$2.94
OR-419-N70	568-419	3 3/4	4 1/4	1/4	3.725	±.028	0.275	±.006	\$3.00
OR-420-N70	568-420	3 7/8	4 3/8	1/4	3.850	±.028	0.275	±.006	\$3.03
OR-421-N70	568-421	4	4 1/2	1/4	3.975	±.028	0.275	±.006	\$3.08
OR-422-N70	568-422	4 1/8	4 5/8	1/4	4.100	±.030	0.275	±.006	\$3.10
OR-423-N70	568-423	4 1/4	4 3/4	1/4	4.225	±.030	0.275	±.006	\$3.14
OR-424-N70	568-424	4 3/8	4 7/8	1/4	4.350	±.030	0.275	±.006	\$3.18
OR-425-N70	568-425	4 1/2	5	1/4	4.475	±.033	0.275	±.006	\$3.19




Static Seal

OR Profile


AS 568 Dash No. (2-XXX Series)	Reference	Nominal O-Ring Size (Reference Only)			Actual O-Ring Size per AS 568A				List Price
		Dimensions are in Inch							
		ID	OD	W	ID	Tolerance	W	Tolerance	
OR-426-N70	568-426	4 5/8	5 1/8	1/4	4.600	±.033	0.275	±.006	\$3.23
OR-427-N70	568-427	4 3/4	5 1/4	1/4	4.725	±.033	0.275	±.006	\$3.27
OR-428-N70	568-428	4 7/8	5 3/8	1/4	4.850	±.033	0.275	±.006	\$3.31
OR-429-N70	568-429	5	5 1/2	1/4	4.975	±.037	0.275	±.006	\$3.35
OR-430-N70	568-430	5 1/8	5 5/8	1/4	5.100	±.037	0.275	±.006	\$3.39
OR-431-N70	568-431	5 1/4	5 3/4	1/4	5.225	±.037	0.275	±.006	\$3.42
OR-432-N70	568-432	5 3/8	5 7/8	1/4	5.350	±.037	0.275	±.006	\$3.48
OR-433-N70	568-433	5 1/2	6	1/4	5.475	±.037	0.275	±.006	\$3.57
OR-434-N70	568-434	5 5/8	6 1/8	1/4	5.600	±.037	0.275	±.006	\$3.68
OR-435-N70	568-435	5 3/4	6 1/4	1/4	5.725	±.037	0.275	±.006	\$3.83
OR-436-N70	568-436	5 7/8	6 3/8	1/4	5.850	±.037	0.275	±.006	\$3.90
OR-437-N70	568-437	6	6 1/2	1/4	5.975	±.037	0.275	±.006	\$3.91
OR-438-N70	568-438	6 1/4	6 3/4	1/4	6.225	±.040	0.275	±.006	\$4.32
OR-439-N70	568-439	6 1/2	7	1/4	6.475	±.040	0.275	±.006	\$4.71
OR-440-N70	568-440	6 3/4	7 1/4	1/4	6.725	±.040	0.275	±.006	\$4.79
OR-441-N70	568-441	7	7 1/2	1/4	6.975	±.040	0.275	±.006	\$4.85
OR-442-N70	568-442	7 1/4	7 3/4	1/4	7.225	±.045	0.275	±.006	\$5.01
OR-443-N70	568-443	7 1/2	8	1/4	7.475	±.045	0.275	±.006	\$5.17
OR-444-N70	568-444	7 3/4	8 1/4	1/4	7.725	±.045	0.275	±.006	\$5.33
OR-445-N70	568-445	8	8 1/2	1/4	7.975	±.045	0.275	±.006	\$5.50
OR-446-N70	568-446	8 1/2	9	1/4	8.475	±.055	0.275	±.006	\$6.03
OR-447-N70	568-447	9	9 1/2	1/4	8.975	±.055	0.275	±.006	\$6.29
OR-448-N70	568-448	9 1/2	10	1/4	9.475	±.055	0.275	±.006	\$6.55
OR-449-N70	568-449	10	10 1/2	1/4	9.975	±.055	0.275	±.006	\$6.88
OR-450-N70	568-450	10 1/2	11	1/4	10.475	±.060	0.275	±.006	\$8.94
OR-451-N70	568-451	11	11 1/2	1/4	10.975	±.060	0.275	±.006	\$9.23
OR-452-N70	568-452	11 1/2	12	1/4	11.475	±.060	0.275	±.006	\$9.62
OR-453-N70	568-453	12	12 1/2	1/4	11.975	±.060	0.275	±.006	\$9.78
OR-454-N70	568-454	12 1/2	13	1/4	12.475	±.060	0.275	±.006	\$9.98
OR-455-N70	568-455	13	13 1/2	1/4	12.975	±.060	0.275	±.006	\$10.18
OR-456-N70	568-456	13 1/2	14	1/4	13.475	±.070	0.275	±.006	\$10.31
OR-457-N70	568-457	14	14 1/2	1/4	13.975	±.070	0.275	±.006	\$10.47
OR-458-N70	568-458	14 1/2	15	1/4	14.475	±.070	0.275	±.006	\$10.58

Static Seal

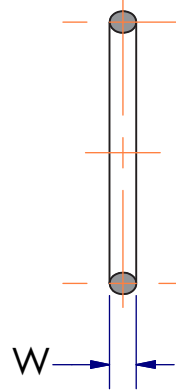
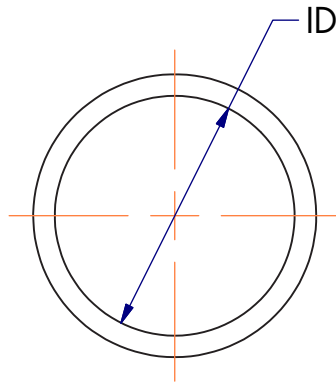


OR Profile

AS 568 Dash No. (2-XXX Series)	Reference	Nominal O-Ring Size (Reference Only)			Actual O-Ring Size per AS 568A				List Price
		Dimensions are in Inch							
		ID	OD	W	ID	Tolerance	W	Tolerance	
OR-459-N70	568-459	15	15 1/2	1/4	14.975	±.070	0.275	±.006	\$14.42
OR-460-N70	568-460	15 1/2	16	1/4	15.475	±.070	0.275	±.006	\$15.01
OR-461-N70	568-461	16	16 1/2	1/4	15.955	±.075	0.275	±.006	\$15.14
OR-462-N70	568-462	16 1/2	17	1/4	16.455	±.075	0.275	±.006	\$15.42
OR-463-N70	568-463	17	17 1/2	1/4	16.955	±.080	0.275	±.006	\$15.55
OR-464-N70	568-464	17 1/2	18	1/4	17.455	±.085	0.275	±.006	\$15.71
OR-465-N70	568-465	18	18 1/2	1/4	17.955	±.085	0.275	±.006	\$15.83
OR-466-N70	568-466	18 1/2	19	1/4	18.455	±.085	0.275	±.006	\$20.22
OR-467-N70	568-467	19	19 1/2	1/4	18.955	±.090	0.275	±.006	\$21.50
OR-468-N70	568-468	19 1/2	20	1/4	19.455	±.090	0.275	±.006	\$21.69
OR-469-N70	568-469	20	20 1/2	1/4	19.955	±.090	0.275	±.006	\$22.15
OR-470-N70	568-470	21	21 1/2	1/4	20.955	±.090	0.275	±.006	\$22.56
OR-471-N70	568-471	22	22 1/2	1/4	21.955	±.100	0.275	±.006	\$22.78
OR-472-N70	568-472	23	23 1/2	1/4	22.940	±.105	0.275	±.006	\$25.41
OR-473-N70	568-473	24	24 1/2	1/4	23.940	±.110	0.275	±.006	\$26.16
OR-474-N70	568-474	25	25 1/2	1/4	24.940	±.115	0.275	±.006	\$26.92
OR-475-N70	568-475	26	26 1/2	1/4	25.940	±.120	0.275	±.006	\$27.63



OR Profile



Static Seal

Materials
O-Ring: NBR 90D


Operating Conditions
Temperature: -40° to 250°F
Pressure: 5,000 PSI

Standard AS 568A 90A Durometer NBR O-Ring designed for static industrial seal glands.
 Common material for higher pressure static sealing applications and boss fittings.
 Other material options and sizes may be available. Please contact customer service.

AS 568 Dash No. (2-XXX Series)	Reference	Nominal O-Ring Size (Reference Only)			Actual O-Ring Size per AS 568A				List Price
		ID	OD	W	Dimensions are in Inch				
					ID	Tolerance	W	Tolerance	
000 Series									
OR-001-N90	568-001-90D	1/32	3/32	1/32	0.029	±.004	0.040	±.003	\$0.06
OR-002-N90	568-002-90D	3/64	9/64	3/64	0.042	±.004	0.050	±.003	\$0.06
OR-003-N90	568-003-90D	1/16	3/16	1/16	0.056	±.004	0.060	±.003	\$0.06
OR-004-N90	568-004-90D	5/64	13/64	1/16	0.070	±.005	0.070	±.003	\$0.06
OR-005-N90	568-005-90D	3/32	7/32	1/16	0.101	±.005	0.070	±.003	\$0.05
OR-006-N90	568-006-90D	1/8	1/4	1/16	0.114	±.005	0.070	±.003	\$0.05
OR-007-N90	568-007-90D	5/32	9/32	1/16	0.145	±.005	0.070	±.003	\$0.05
OR-008-N90	568-008-90D	3/16	5/16	1/16	0.176	±.005	0.070	±.003	\$0.05
OR-009-N90	568-009-90D	7/32	11/32	1/16	0.208	±.005	0.070	±.003	\$0.05
OR-010-N90	568-010-90D	1/4	3/8	1/16	0.239	±.005	0.070	±.003	\$0.05
OR-011-N90	568-011-90D	5/16	7/16	1/16	0.301	±.005	0.070	±.003	\$0.05
OR-012-N90	568-012-90D	3/8	1/2	1/16	0.364	±.005	0.070	±.003	\$0.06
OR-013-N90	568-013-90D	7/16	9/16	1/16	0.426	±.005	0.070	±.003	\$0.06
OR-014-N90	568-014-90D	1/2	5/8	1/16	0.489	±.005	0.070	±.003	\$0.06
OR-015-N90	568-015-90D	9/16	11/16	1/16	0.551	±.007	0.070	±.003	\$0.08
OR-016-N90	568-016-90D	5/8	3/4	1/16	0.614	±.009	0.070	±.003	\$0.08
OR-017-N90	568-017-90D	11/16	13/16	1/16	0.676	±.009	0.070	±.003	\$0.09
OR-018-N90	568-018-90D	3/4	7/8	1/16	0.739	±.009	0.070	±.003	\$0.10
OR-019-N90	568-019-90D	13/16	15/16	1/16	0.801	±.009	0.070	±.003	\$0.11
OR-020-N90	568-020-90D	7/8	1	1/16	0.864	±.009	0.070	±.003	\$0.12
OR-021-N90	568-021-90D	15/16	1 1/16	1/16	0.926	±.009	0.070	±.003	\$0.12
OR-022-N90	568-022-90D	1	1 1/8	1/16	0.989	±.010	0.070	±.003	\$0.13




Static Seal



OR Profile

AS 568 Dash No. (2-XXX Series)	Reference	Nominal O-Ring Size (Reference Only)			Actual O-Ring Size per AS 568A				List Price
		Dimensions are in Inch							
		ID	OD	W	ID	Tolerance	W	Tolerance	
OR-023-N90	568-023-90D	1 1/16	1 3/16	1/16	1.051	±.010	0.070	±.003	\$0.14
OR-024-N90	568-024-90D	1 1/8	1 1/4	1/16	1.114	±.010	0.070	±.003	\$0.14
OR-025-N90	568-025-90D	1 3/16	1 5/16	1/16	1.176	±.011	0.070	±.003	\$0.16
OR-026-N90	568-026-90D	1 1/4	1 3/8	1/16	1.239	±.011	0.070	±.003	\$0.17
OR-027-N90	568-027-90D	1 5/16	1 7/16	1/16	1.301	±.011	0.070	±.003	\$0.19
OR-028-N90	568-028-90D	1 3/8	1 1/2	1/16	1.364	±.013	0.070	±.003	\$0.19
OR-029-N90	568-029-90D	1 1/2	1 5/8	1/16	1.489	±.013	0.070	±.003	\$0.24
OR-030-N90	568-030-90D	1 5/8	1 3/4	1/16	1.614	±.013	0.070	±.003	\$0.28
OR-031-N90	568-031-90D	1 3/4	1 7/8	1/16	1.739	±.015	0.070	±.003	\$0.31
OR-032-N90	568-032-90D	1 7/8	2	1/16	1.864	±.015	0.070	±.003	\$0.33
OR-033-N90	568-033-90D	2	2 1/8	1/16	1.989	±.018	0.070	±.003	\$0.35
OR-034-N90	568-034-90D	2 1/8	2 1/4	1/16	2.114	±.018	0.070	±.003	\$0.43
OR-035-N90	568-035-90D	2 1/4	2 3/8	1/16	2.239	±.018	0.070	±.003	\$0.45
OR-036-N90	568-036-90D	2 3/8	2 1/2	1/16	2.364	±.018	0.070	±.003	\$0.49
OR-037-N90	568-037-90D	2 1/2	2 5/8	1/16	2.489	±.018	0.070	±.003	\$0.50
OR-038-N90	568-038-90D	2 5/8	2 3/4	1/16	2.614	±.020	0.070	±.003	\$0.54
OR-039-N90	568-039-90D	2 3/4	2 7/8	1/16	2.739	±.020	0.070	±.003	\$0.54
OR-040-N90	568-040-90D	2 7/8	3	1/16	2.864	±.020	0.070	±.003	\$0.56
OR-041-N90	568-041-90D	3	3 1/8	1/16	2.989	±.024	0.070	±.003	\$0.65
OR-042-N90	568-042-90D	3 1/4	3 3/8	1/16	3.239	±.024	0.070	±.003	\$0.80
OR-043-N90	568-043-90D	3 1/2	3 5/8	1/16	3.489	±.024	0.070	±.003	\$0.83
OR-044-N90	568-044-90D	3 3/4	3 7/8	1/16	3.739	±.027	0.070	±.003	\$0.95
OR-045-N90	568-045-90D	4	4 1/8	1/16	3.989	±.027	0.070	±.003	\$1.02
OR-046-N90	568-046-90D	4 1/4	4 3/8	1/16	4.239	±.030	0.070	±.003	\$1.12
OR-047-N90	568-047-90D	4 1/2	4 5/8	1/16	4.489	±.030	0.070	±.003	\$1.17
OR-048-N90	568-048-90D	4 3/4	4 7/8	1/16	4.739	±.030	0.070	±.003	\$1.31
OR-049-N90	568-049-90D	5	5 1/8	1/16	4.989	±.037	0.070	±.003	\$1.52
OR-050-N90	568-050-90D	5 1/4	5 3/8	1/16	5.239	±.037	0.070	±.003	\$1.52
100 Series									
OR-102-N90	568-102-90D	1/16	1/4	3/32	0.049	±.005	0.103	±.003	\$0.06
OR-103-N90	568-103-90D	3/32	9/32	3/32	0.081	±.005	0.103	±.003	\$0.06
OR-104-N90	568-104-90D	1/8	5/16	3/32	0.112	±.005	0.103	±.003	\$0.06
OR-105-N90	568-105-90D	5/32	11/32	3/32	0.143	±.005	0.103	±.003	\$0.06
OR-106-N90	568-106-90D	3/16	3/8	3/32	0.174	±.005	0.103	±.003	\$0.06
OR-107-N90	568-107-90D	7/32	13/32	3/32	0.206	±.005	0.103	±.003	\$0.06
OR-108-N90	568-108-90D	1/4	7/16	3/32	0.237	±.005	0.103	±.003	\$0.06
OR-109-N90	568-109-90D	5/16	1/2	3/32	0.299	±.005	0.103	±.003	\$0.06
OR-110-N90	568-110-90D	3/8	9/16	3/32	0.362	±.005	0.103	±.003	\$0.06
OR-111-N90	568-111-90D	7/16	5/8	3/32	0.424	±.005	0.103	±.003	\$0.08




Static Seal

OR Profile

AS 568 Dash No. (2-XXX Series)	Reference	Nominal O-Ring Size (Reference Only)			Actual O-Ring Size per AS 568A				List Price
		Dimensions are in Inch							
		ID	OD	W	ID	Tolerance	W	Tolerance	
OR-112-N90	568-112-90D	1/2	1 1/16	3/32	0.487	±.005	0.103	±.003	\$0.09
OR-113-N90	568-113-90D	9/16	3/4	3/32	0.549	±.005	0.103	±.003	\$0.10
OR-114-N90	568-114-90D	5/8	13/16	3/32	0.612	±.009	0.103	±.003	\$0.11
OR-115-N90	568-115-90D	11/16	7/8	3/32	0.674	±.009	0.103	±.003	\$0.12
OR-116-N90	568-116-90D	3/4	15/16	3/32	0.737	±.009	0.103	±.003	\$0.13
OR-117-N90	568-117-90D	13/16	1	3/32	0.799	±.010	0.103	±.003	\$0.15
OR-118-N90	568-118-90D	7/8	1 1/16	3/32	0.862	±.010	0.103	±.003	\$0.17
OR-119-N90	568-119-90D	15/16	1 1/8	3/32	0.924	±.010	0.103	±.003	\$0.18
OR-120-N90	568-120-90D	1	1 3/16	3/32	0.987	±.010	0.103	±.003	\$0.19
OR-121-N90	568-121-90D	1 1/16	1 1/4	3/32	1.049	±.010	0.103	±.003	\$0.21
OR-122-N90	568-122-90D	1 1/8	1 5/16	3/32	1.112	±.010	0.103	±.003	\$0.24
OR-123-N90	568-123-90D	1 3/16	1 3/8	3/32	1.174	±.012	0.103	±.003	\$0.24
OR-124-N90	568-124-90D	1 1/4	1 7/16	3/32	1.237	±.012	0.103	±.003	\$0.25
OR-125-N90	568-125-90D	1 5/16	1 1/2	3/32	1.299	±.012	0.103	±.003	\$0.29
OR-126-N90	568-126-90D	1 3/8	1 9/16	3/32	1.362	±.012	0.103	±.003	\$0.30
OR-127-N90	568-127-90D	1 7/16	1 5/8	3/32	1.424	±.012	0.103	±.003	\$0.34
OR-128-N90	568-128-90D	1 1/2	1 11/16	3/32	1.487	±.012	0.103	±.003	\$0.34
OR-129-N90	568-129-90D	1 9/16	1 3/4	3/32	1.549	±.015	0.103	±.003	\$0.35
OR-130-N90	568-130-90D	1 5/8	1 13/16	3/32	1.612	±.015	0.103	±.003	\$0.36
OR-131-N90	568-131-90D	1 11/16	1 7/8	3/32	1.674	±.015	0.103	±.003	\$0.36
OR-132-N90	568-132-90D	1 3/4	1 15/16	3/32	1.737	±.015	0.103	±.003	\$0.38
OR-133-N90	568-133-90D	1 13/16	2	3/32	1.799	±.015	0.103	±.003	\$0.39
OR-134-N90	568-134-90D	1 7/8	2 1/16	3/32	1.862	±.015	0.103	±.003	\$0.43
OR-135-N90	568-135-90D	1 15/16	2 1/8	3/32	1.925	±.017	0.103	±.003	\$0.45
OR-136-N90	568-136-90D	2	2 3/16	3/32	1.987	±.017	0.103	±.003	\$0.49
OR-137-N90	568-137-90D	2 1/16	2 1/4	3/32	2.050	±.017	0.103	±.003	\$0.49
OR-138-N90	568-138-90D	2 1/8	2 5/16	3/32	2.112	±.017	0.103	±.003	\$0.49
OR-139-N90	568-139-90D	2 3/16	2 3/8	3/32	2.175	±.017	0.103	±.003	\$0.51
OR-140-N90	568-140-90D	2 1/4	2 7/16	3/32	2.237	±.017	0.103	±.003	\$0.51
OR-141-N90	568-141-90D	2 5/16	2 1/2	3/32	2.300	±.020	0.103	±.003	\$0.52
OR-142-N90	568-142-90D	2 3/8	2 9/16	3/32	2.362	±.020	0.103	±.003	\$0.55
OR-143-N90	568-143-90D	2 7/16	2 5/8	3/32	2.425	±.020	0.103	±.003	\$0.59
OR-144-N90	568-144-90D	2 1/2	2 11/16	3/32	2.487	±.020	0.103	±.003	\$0.59
OR-145-N90	568-145-90D	2 9/16	2 3/4	3/32	2.550	±.020	0.103	±.003	\$0.61
OR-146-N90	568-146-90D	2 5/8	2 13/16	3/32	2.612	±.020	0.103	±.003	\$0.61
OR-147-N90	568-147-90D	2 11/16	2 7/8	3/32	2.675	±.022	0.103	±.003	\$0.62
OR-148-N90	568-148-90D	2 3/4	2 15/16	3/32	2.737	±.022	0.103	±.003	\$0.66
OR-149-N90	568-149-90D	2 13/16	3	3/32	2.800	±.022	0.103	±.003	\$0.76




Static Seal



OR Profile

AS 568 Dash No. (2-XXX Series)	Reference	Nominal O-Ring Size (Reference Only)			Actual O-Ring Size per AS 568A				List Price
		Dimensions are in Inch							
		ID	OD	W	ID	Tolerance	W	Tolerance	
OR-150-N90	568-150-90D	2 7/8	3 1/16	3/32	2.862	±.022	0.103	±.003	\$0.79
OR-151-N90	568-151-90D	3	3 3/16	3/32	2.987	±.024	0.103	±.003	\$0.80
OR-152-N90	568-152-90D	3 1/4	3 7/16	3/32	3.237	±.024	0.103	±.003	\$0.89
OR-153-N90	568-153-90D	3 1/2	3 11/16	3/32	3.487	±.024	0.103	±.003	\$0.98
OR-154-N90	568-154-90D	3 3/4	3 15/16	3/32	3.737	±.028	0.103	±.003	\$1.06
OR-155-N90	568-155-90D	4	4 3/16	3/32	3.987	±.028	0.103	±.003	\$1.13
OR-156-N90	568-156-90D	4 1/4	4 7/16	3/32	4.237	±.030	0.103	±.003	\$1.29
OR-157-N90	568-157-90D	4 1/2	4 11/16	3/32	4.487	±.030	0.103	±.003	\$1.35
OR-158-N90	568-158-90D	4 3/4	4 15/16	3/32	4.737	±.030	0.103	±.003	\$1.49
OR-159-N90	568-159-90D	5	5 3/16	3/32	4.987	±.035	0.103	±.003	\$1.53
OR-160-N90	568-160-90D	5 1/4	5 7/16	3/32	5.237	±.035	0.103	±.003	\$1.85
OR-161-N90	568-161-90D	5 1/2	5 11/16	3/32	5.487	±.035	0.103	±.003	\$1.98
OR-162-N90	568-162-90D	5 3/4	5 15/16	3/32	5.737	±.035	0.103	±.003	\$2.01
OR-163-N90	568-163-90D	6	6 3/16	3/32	5.987	±.035	0.103	±.003	\$2.02
OR-164-N90	568-164-90D	6 1/4	6 7/16	3/32	6.237	±.040	0.103	±.003	\$2.12
OR-165-N90	568-165-90D	6 1/2	6 11/16	3/32	6.487	±.040	0.103	±.003	\$2.12
OR-166-N90	568-166-90D	6 3/4	6 15/16	3/32	6.737	±.040	0.103	±.003	\$2.19
OR-167-N90	568-167-90D	7	7 3/16	3/32	6.987	±.040	0.103	±.003	\$3.09
OR-168-N90	568-168-90D	7 1/4	7 7/16	3/32	7.237	±.045	0.103	±.003	\$3.09
OR-169-N90	568-169-90D	7 1/2	7 11/16	3/32	7.487	±.045	0.103	±.003	\$3.11
OR-170-N90	568-170-90D	7 3/4	7 15/16	3/32	7.737	±.045	0.103	±.003	\$3.14
OR-171-N90	568-171-90D	8	8 3/16	3/32	7.987	±.045	0.103	±.003	\$3.15
OR-172-N90	568-172-90D	8 1/4	8 7/16	3/32	8.237	±.050	0.103	±.003	\$3.18
OR-173-N90	568-173-90D	8 1/2	8 11/16	3/32	8.487	±.050	0.103	±.003	\$3.20
OR-174-N90	568-174-90D	8 3/4	8 15/16	3/32	8.737	±.050	0.103	±.003	\$3.88
OR-175-N90	568-175-90D	9	9 3/16	3/32	8.987	±.050	0.103	±.003	\$3.96
OR-176-N90	568-176-90D	9 1/4	9 7/16	3/32	9.237	±.055	0.103	±.003	\$3.96
OR-177-N90	568-177-90D	9 1/2	9 11/16	3/32	9.487	±.055	0.103	±.003	\$4.03
OR-178-N90	568-178-90D	9 3/4	9 15/16	3/32	9.737	±.055	0.103	±.003	\$4.18
200 Series									
OR-201-N90	568-201-90D	3/16	7/16	1/8	0.171	±.005	0.139	±.004	\$0.11
OR-202-N90	568-202-90D	1/4	1/2	1/8	0.234	±.005	0.139	±.004	\$0.12
OR-203-N90	568-203-90D	5/16	9/16	1/8	0.296	±.005	0.139	±.004	\$0.13
OR-204-N90	568-204-90D	3/8	5/8	1/8	0.359	±.005	0.139	±.004	\$0.13
OR-205-N90	568-205-90D	7/16	11/16	1/8	0.421	±.005	0.139	±.004	\$0.13
OR-206-N90	568-206-90D	1/2	3/4	1/8	0.484	±.005	0.139	±.004	\$0.15
OR-207-N90	568-207-90D	9/16	13/16	1/8	0.546	±.007	0.139	±.004	\$0.16
OR-208-N90	568-208-90D	5/8	7/8	1/8	0.609	±.009	0.139	±.004	\$0.18
OR-209-N90	568-209-90D	11/16	15/16	1/8	0.671	±.009	0.139	±.004	\$0.19




Static Seal

OR Profile

AS 568 Dash No. (2-XXX Series)	Reference	Nominal O-Ring Size (Reference Only)			Actual O-Ring Size per AS 568A				List Price
		Dimensions are in Inch							
		ID	OD	W	ID	Tolerance	W	Tolerance	
OR-210-N90	568-210-90D	3/4	1	1/8	0.734	±.010	0.139	±.004	\$0.19
OR-211-N90	568-211-90D	13/16	1 1/16	1/8	0.796	±.010	0.139	±.004	\$0.22
OR-212-N90	568-212-90D	7/8	1 1/8	1/8	0.859	±.010	0.139	±.004	\$0.23
OR-213-N90	568-213-90D	15/16	1 3/16	1/8	0.921	±.010	0.139	±.004	\$0.24
OR-214-N90	568-214-90D	1	1 1/4	1/8	0.984	±.010	0.139	±.004	\$0.27
OR-215-N90	568-215-90D	1 1/16	1 5/16	1/8	1.046	±.010	0.139	±.004	\$0.28
OR-216-N90	568-216-90D	1 1/8	1 3/8	1/8	1.109	±.012	0.139	±.004	\$0.31
OR-217-N90	568-217-90D	1 3/16	1 7/16	1/8	1.171	±.012	0.139	±.004	\$0.31
OR-218-N90	568-218-90D	1 1/4	1 1/2	1/8	1.234	±.012	0.139	±.004	\$0.34
OR-219-N90	568-219-90D	1 5/16	1 9/16	1/8	1.296	±.012	0.139	±.004	\$0.35
OR-220-N90	568-220-90D	1 3/8	1 5/8	1/8	1.359	±.012	0.139	±.004	\$0.38
OR-221-N90	568-221-90D	1 7/16	1 11/16	1/8	1.421	±.012	0.139	±.004	\$0.39
OR-222-N90	568-222-90D	1 1/2	1 3/4	1/8	1.484	±.015	0.139	±.004	\$0.40
OR-223-N90	568-223-90D	1 5/8	1 7/8	1/8	1.609	±.015	0.139	±.004	\$0.45
OR-224-N90	568-224-90D	1 3/4	2	1/8	1.734	±.015	0.139	±.004	\$0.53
OR-225-N90	568-225-90D	1 7/8	2 1/8	1/8	1.859	±.018	0.139	±.004	\$0.55
OR-226-N90	568-226-90D	2	2 1/4	1/8	1.984	±.018	0.139	±.004	\$0.58
OR-227-N90	568-227-90D	2 1/16	2 5/16	1/8	2.109	±.018	0.139	±.004	\$0.64
OR-228-N90	568-228-90D	2 1/4	2 1/2	1/8	2.234	±.020	0.139	±.004	\$0.66
OR-229-N90	568-229-90D	2 3/8	2 5/8	1/8	2.359	±.020	0.139	±.004	\$0.74
OR-230-N90	568-230-90D	2 1/2	2 3/4	1/8	2.484	±.020	0.139	±.004	\$0.76
OR-231-N90	568-231-90D	2 5/8	2 7/8	1/8	2.609	±.020	0.139	±.004	\$0.79
OR-232-N90	568-232-90D	2 3/4	3	1/8	2.734	±.024	0.139	±.004	\$0.80
OR-233-N90	568-233-90D	2 7/8	3 1/8	1/8	2.859	±.024	0.139	±.004	\$0.94
OR-234-N90	568-234-90D	3	3 1/4	1/8	2.984	±.024	0.139	±.004	\$0.99
OR-235-N90	568-235-90D	3 1/8	3 3/8	1/8	3.109	±.024	0.139	±.004	\$1.04
OR-236-N90	568-236-90D	3 1/4	3 1/2	1/8	3.234	±.024	0.139	±.004	\$1.13
OR-237-N90	568-237-90D	3 3/8	3 5/8	1/8	3.359	±.024	0.139	±.004	\$1.19
OR-238-N90	568-238-90D	3 1/2	3 3/4	1/8	3.484	±.024	0.139	±.004	\$1.22
OR-239-N90	568-239-90D	3 5/8	3 7/8	1/8	3.609	±.028	0.139	±.004	\$1.23
OR-240-N90	568-240-90D	3 3/4	4	1/8	3.734	±.028	0.139	±.004	\$1.25
OR-241-N90	568-241-90D	3 7/8	4 1/8	1/8	3.859	±.028	0.139	±.004	\$1.27
OR-242-N90	568-242-90D	4	4 1/4	1/8	3.984	±.028	0.139	±.004	\$1.41
OR-243-N90	568-243-90D	4 1/8	4 3/8	1/8	4.109	±.028	0.139	±.004	\$1.42
OR-244-N90	568-244-90D	4 1/4	4 1/2	1/8	4.234	±.030	0.139	±.004	\$1.46
OR-245-N90	568-245-90D	4 3/8	4 5/8	1/8	4.359	±.030	0.139	±.004	\$1.52
OR-246-N90	568-246-90D	4 1/2	4 3/4	1/8	4.484	±.030	0.139	±.004	\$1.54




Static Seal



OR Profile

AS 568 Dash No. (2-XXX Series)	Reference	Nominal O-Ring Size (Reference Only)			Actual O-Ring Size per AS 568A				List Price
		Dimensions are in Inch							
		ID	OD	W	ID	Tolerance	W	Tolerance	
OR-247-N90	568-247-90D	4 5/8	4 7/8	1/8	4.609	±.030	0.139	±.004	\$1.70
OR-248-N90	568-248-90D	4 3/4	5	1/8	4.734	±.030	0.139	±.004	\$1.79
OR-249-N90	568-249-90D	4 7/8	5 1/8	1/8	4.859	±.035	0.139	±.004	\$1.86
OR-250-N90	568-250-90D	5	5 1/4	1/8	4.984	±.035	0.139	±.004	\$1.88
OR-251-N90	568-251-90D	5 1/8	5 3/8	1/8	5.109	±.035	0.139	±.004	\$1.92
OR-252-N90	568-252-90D	5 1/4	5 1/2	1/8	5.234	±.035	0.139	±.004	\$2.15
OR-253-N90	568-253-90D	5 3/8	5 5/8	1/8	5.359	±.035	0.139	±.004	\$2.16
OR-254-N90	568-254-90D	5 1/2	5 3/4	1/8	5.484	±.035	0.139	±.004	\$2.26
OR-255-N90	568-255-90D	5 5/8	5 7/8	1/8	5.609	±.035	0.139	±.004	\$2.35
OR-256-N90	568-256-90D	5 3/4	6	1/8	5.734	±.035	0.139	±.004	\$2.45
OR-257-N90	568-257-90D	5 7/8	6 1/8	1/8	5.859	±.035	0.139	±.004	\$2.47
OR-258-N90	568-258-90D	6	6 1/4	1/8	5.984	±.035	0.139	±.004	\$2.60
OR-259-N90	568-259-90D	6 1/4	6 1/2	1/8	6.234	±.040	0.139	±.004	\$2.93
OR-260-N90	568-260-90D	6 1/2	6 3/4	1/8	6.484	±.040	0.139	±.004	\$3.05
OR-261-N90	568-261-90D	6 3/4	7	1/8	6.734	±.040	0.139	±.004	\$3.13
OR-262-N90	568-262-90D	7	7 1/4	1/8	6.984	±.040	0.139	±.004	\$3.26
OR-263-N90	568-263-90D	7 1/4	7 1/2	1/8	7.234	±.045	0.139	±.004	\$3.31
OR-264-N90	568-264-90D	7 1/2	7 3/4	1/8	7.484	±.045	0.139	±.004	\$3.37
OR-265-N90	568-265-90D	7 3/4	8	1/8	7.734	±.045	0.139	±.004	\$3.66
OR-266-N90	568-266-90D	8	8 1/4	1/8	7.984	±.045	0.139	±.004	\$3.69
OR-267-N90	568-267-90D	8 1/4	8 1/2	1/8	8.234	±.050	0.139	±.004	\$3.75
OR-268-N90	568-268-90D	8 1/2	8 3/4	1/8	8.484	±.050	0.139	±.004	\$3.81
OR-269-N90	568-269-90D	8 3/4	9	1/8	8.734	±.050	0.139	±.004	\$3.88
OR-270-N90	568-270-90D	9	9 1/4	1/8	8.984	±.050	0.139	±.004	\$4.29
OR-271-N90	568-271-90D	9 1/4	9 1/2	1/8	9.234	±.055	0.139	±.004	\$4.34
OR-272-N90	568-272-90D	9 1/2	9 3/4	1/8	9.484	±.055	0.139	±.004	\$4.65
OR-273-N90	568-273-90D	9 3/4	10	1/8	9.734	±.055	0.139	±.004	\$4.85
OR-274-N90	568-274-90D	10	10 1/4	1/8	9.984	±.055	0.139	±.004	\$5.01
OR-275-N90	568-275-90D	10 1/2	10 3/4	1/8	10.484	±.055	0.139	±.004	\$5.52
OR-276-N90	568-276-90D	11	11 1/4	1/8	10.984	±.065	0.139	±.004	\$6.58
OR-277-N90	568-277-90D	11 1/2	11 3/4	1/8	11.484	±.065	0.139	±.004	\$6.65
OR-278-N90	568-278-90D	12	12 1/4	1/8	11.984	±.065	0.139	±.004	\$7.31
OR-279-N90	568-279-90D	13	13 1/4	1/8	12.984	±.065	0.139	±.004	\$7.50
OR-280-N90	568-280-90D	14	14 1/4	1/8	13.984	±.065	0.139	±.004	\$7.79
OR-281-N90	568-281-90D	15	15 1/4	1/8	14.984	±.065	0.139	±.004	\$7.95
OR-282-N90	568-282-90D	16	16 1/4	1/8	15.955	±.075	0.139	±.004	\$11.73
OR-283-N90	568-283-90D	17	17 1/4	1/8	16.955	±.080	0.139	±.004	\$11.87
OR-284-N90	568-284-90D	18	18 1/4	1/8	17.955	±.085	0.139	±.004	\$12.70




Static Seal

OR Profile

AS 568 Dash No. (2-XXX Series)	Reference	Nominal O-Ring Size (Reference Only)			Actual O-Ring Size per AS 568A				List Price
		Dimensions are in Inch							
		ID	OD	W	ID	Tolerance	W	Tolerance	
300 Series									
OR-309-N90	568-309-90D	7/16	13/16	3/16	0.412	±.005	0.210	±.005	\$0.30
OR-310-N90	568-310-90D	1/2	7/8	3/16	0.475	±.005	0.210	±.005	\$0.32
OR-311-N90	568-311-90D	9/16	15/16	3/16	0.537	±.007	0.210	±.005	\$0.35
OR-312-N90	568-312-90D	5/8	1	3/16	0.600	±.009	0.210	±.005	\$0.38
OR-313-N90	568-313-90D	11/16	1 1/16	3/16	0.662	±.009	0.210	±.005	\$0.41
OR-314-N90	568-314-90D	3/4	1 1/8	3/16	0.725	±.010	0.210	±.005	\$0.44
OR-315-N90	568-315-90D	13/16	1 3/16	3/16	0.787	±.010	0.210	±.005	\$0.47
OR-316-N90	568-316-90D	7/8	1 1/4	3/16	0.850	±.010	0.210	±.005	\$0.50
OR-317-N90	568-317-90D	15/16	1 5/16	3/16	0.912	±.010	0.210	±.005	\$0.54
OR-318-N90	568-318-90D	1	1 3/8	3/16	0.975	±.010	0.210	±.005	\$0.57
OR-319-N90	568-319-90D	1 1/16	1 7/16	3/16	1.037	±.010	0.210	±.005	\$0.58
OR-320-N90	568-320-90D	1 1/8	1 1/2	3/16	1.100	±.012	0.210	±.005	\$0.60
OR-321-N90	568-321-90D	1 3/16	1 9/16	3/16	1.162	±.012	0.210	±.005	\$0.65
OR-322-N90	568-322-90D	1 1/4	1 5/8	3/16	1.225	±.012	0.210	±.005	\$0.67
OR-323-N90	568-323-90D	1 5/16	1 11/16	3/16	1.287	±.012	0.210	±.005	\$0.72
OR-324-N90	568-324-90D	1 3/8	1 3/4	3/16	1.350	±.012	0.210	±.005	\$0.74
OR-325-N90	568-325-90D	1 1/2	1 7/8	3/16	1.475	±.015	0.210	±.005	\$0.79
OR-326-N90	568-326-90D	1 5/8	2	3/16	1.600	±.015	0.210	±.005	\$0.87
OR-327-N90	568-327-90D	1 3/4	2 1/8	3/16	1.725	±.015	0.210	±.005	\$0.94
OR-328-N90	568-328-90D	1 7/8	2 1/4	3/16	1.850	±.015	0.210	±.005	\$0.97
OR-329-N90	568-329-90D	2	2 3/8	3/16	1.975	±.018	0.210	±.005	\$1.11
OR-330-N90	568-330-90D	2 1/8	2 1/2	3/16	2.100	±.018	0.210	±.005	\$1.14
OR-331-N90	568-331-90D	2 1/4	2 5/8	3/16	2.225	±.018	0.210	±.005	\$1.25
OR-332-N90	568-332-90D	2 3/8	2 3/4	3/16	2.350	±.018	0.210	±.005	\$1.30
OR-333-N90	568-333-90D	2 1/2	2 7/8	3/16	2.475	±.020	0.210	±.005	\$1.35
OR-334-N90	568-334-90D	2 5/8	3	3/16	2.600	±.020	0.210	±.005	\$1.49
OR-335-N90	568-335-90D	2 3/4	3 1/8	3/16	2.725	±.020	0.210	±.005	\$1.62
OR-336-N90	568-336-90D	2 7/8	3 1/4	3/16	2.850	±.020	0.210	±.005	\$1.72
OR-337-N90	568-337-90D	3	3 3/8	3/16	2.975	±.024	0.210	±.005	\$1.76
OR-338-N90	568-338-90D	3 1/8	3 1/2	3/16	3.100	±.024	0.210	±.005	\$1.86
OR-339-N90	568-339-90D	3 1/4	3 5/8	3/16	3.225	±.024	0.210	±.005	\$1.87
OR-340-N90	568-340-90D	3 3/8	3 3/4	3/16	3.350	±.024	0.210	±.005	\$1.96
OR-341-N90	568-341-90D	3 1/2	3 7/8	3/16	3.475	±.024	0.210	±.005	\$2.07
OR-342-N90	568-342-90D	3 5/8	4	3/16	3.600	±.028	0.210	±.005	\$2.07
OR-343-N90	568-343-90D	3 3/4	4 1/8	3/16	3.725	±.028	0.210	±.005	\$2.14
OR-344-N90	568-344-90D	3 7/8	4 1/4	3/16	3.850	±.028	0.210	±.005	\$2.20
OR-345-N90	568-345-90D	4	4 3/8	3/16	3.975	±.028	0.210	±.005	\$2.29




Static Seal



OR Profile

AS 568 Dash No. (2-XXX Series)	Reference	Nominal O-Ring Size (Reference Only)			Actual O-Ring Size per AS 568A				List Price
		Dimensions are in Inch							
		ID	OD	W	ID	Tolerance	W	Tolerance	
OR-346-N90	568-346-90D	4 1/8	4 1/2	3/16	4.100	±.028	0.210	±.005	\$2.38
OR-347-N90	568-347-90D	4 1/4	4 5/8	3/16	4.225	±.030	0.210	±.005	\$2.43
OR-348-N90	568-348-90D	4 3/8	4 3/4	3/16	4.350	±.030	0.210	±.005	\$2.71
OR-349-N90	568-349-90D	4 1/2	4 7/8	3/16	4.475	±.030	0.210	±.005	\$2.75
OR-350-N90	568-350-90D	4 5/8	5	3/16	4.600	±.030	0.210	±.005	\$2.75
OR-351-N90	568-351-90D	4 3/4	5 1/8	3/16	4.725	±.030	0.210	±.005	\$2.76
OR-352-N90	568-352-90D	4 7/8	5 1/4	3/16	4.850	±.030	0.210	±.005	\$2.93
OR-353-N90	568-353-90D	5	5 3/8	3/16	4.975	±.037	0.210	±.005	\$3.03
OR-354-N90	568-354-90D	5 1/8	5 1/2	3/16	5.100	±.037	0.210	±.005	\$3.12
OR-355-N90	568-355-90D	5 1/4	5 5/8	3/16	5.225	±.037	0.210	±.005	\$3.22
OR-356-N90	568-356-90D	5 3/8	5 3/4	3/16	5.350	±.037	0.210	±.005	\$3.29
OR-357-N90	568-357-90D	5 1/2	5 7/8	3/16	5.475	±.037	0.210	±.005	\$3.62
OR-358-N90	568-358-90D	5 5/8	6	3/16	5.600	±.037	0.210	±.005	\$3.67
OR-359-N90	568-359-90D	5 3/4	6 1/8	3/16	5.725	±.037	0.210	±.005	\$3.86
OR-360-N90	568-360-90D	5 7/8	6 1/4	3/16	5.850	±.037	0.210	±.005	\$3.95
OR-361-N90	568-361-90D	6	6 3/8	3/16	5.975	±.037	0.210	±.005	\$4.12
OR-362-N90	568-362-90D	6 1/4	6 5/8	3/16	6.225	±.040	0.210	±.005	\$4.30
OR-363-N90	568-363-90D	6 1/2	6 7/8	3/16	6.475	±.040	0.210	±.005	\$4.64
OR-364-N90	568-364-90D	6 3/4	7 1/8	3/16	6.725	±.040	0.210	±.005	\$4.82
OR-365-N90	568-365-90D	7	7 3/8	3/16	6.975	±.040	0.210	±.005	\$5.03
OR-366-N90	568-366-90D	7 1/4	7 5/8	3/16	7.225	±.045	0.210	±.005	\$5.08
OR-367-N90	568-367-90D	7 1/2	7 7/8	3/16	7.475	±.045	0.210	±.005	\$5.13
OR-368-N90	568-368-90D	7 3/4	8 1/8	3/16	7.725	±.045	0.210	±.005	\$5.21
OR-369-N90	568-369-90D	8	8 3/8	3/16	7.975	±.045	0.210	±.005	\$5.32
OR-370-N90	568-370-90D	8 1/4	8 5/8	3/16	8.225	±.050	0.210	±.005	\$5.39
OR-371-N90	568-371-90D	8 1/2	8 7/8	3/16	8.475	±.050	0.210	±.005	\$5.48
OR-372-N90	568-372-90D	8 3/4	9 1/8	3/16	8.725	±.050	0.210	±.005	\$6.31
OR-373-N90	568-373-90D	9	9 3/8	3/16	8.975	±.050	0.210	±.005	\$6.65
OR-374-N90	568-374-90D	9 1/4	9 5/8	3/16	9.225	±.055	0.210	±.005	\$6.83
OR-375-N90	568-375-90D	9 1/2	9 7/8	3/16	9.475	±.055	0.210	±.005	\$7.02
OR-376-N90	568-376-90D	9 3/4	10 1/8	3/16	9.725	±.055	0.210	±.005	\$7.21
OR-377-N90	568-377-90D	10	10 3/8	3/16	9.975	±.055	0.210	±.005	\$7.88
OR-378-N90	568-378-90D	10 1/2	10 7/8	3/16	10.475	±.060	0.210	±.005	\$9.25
OR-379-N90	568-379-90D	11	11 3/8	3/16	10.975	±.060	0.210	±.005	\$9.37
OR-380-N90	568-380-90D	11 1/2	11 7/8	3/16	11.475	±.065	0.210	±.005	\$10.27
OR-381-N90	568-381-90D	12	12 3/8	3/16	11.975	±.065	0.210	±.005	\$10.36
OR-382-N90	568-382-90D	13	13 3/8	3/16	12.975	±.065	0.210	±.005	\$10.66
OR-383-N90	568-383-90D	14	14 3/8	3/16	13.975	±.070	0.210	±.005	\$11.77
OR-384-N90	568-384-90D	15	15 3/8	3/16	14.975	±.070	0.210	±.005	\$16.38




Static Seal

OR Profile

AS 568 Dash No. (2-XXX Series)	Reference	Nominal O-Ring Size (Reference Only)			Actual O-Ring Size per AS 568A				List Price
		Dimensions are in Inch							
		ID	OD	W	ID	Tolerance	W	Tolerance	
OR-385-N90	568-385-90D	16	16 3/8	3/16	15.955	±.075	0.210	±.005	\$16.90
OR-386-N90	568-386-90D	17	17 3/8	3/16	16.955	±.080	0.210	±.005	\$17.86
OR-387-N90	568-387-90D	18	18 3/8	3/16	17.955	±.085	0.210	±.005	\$18.37
OR-388-N90	568-388-90D	19	19 3/8	3/16	18.955	±.090	0.210	±.005	\$22.47
OR-389-N90	568-389-90D	20	20 3/8	3/16	19.955	±.095	0.210	±.005	\$24.60
OR-390-N90	568-390-90D	21	21 3/8	3/16	20.955	±.095	0.210	±.005	\$24.94
OR-391-N90	568-391-90D	22	22 3/8	3/16	21.955	±.100	0.210	±.005	\$25.74
OR-392-N90	568-392-90D	23	23 3/8	3/16	22.940	±.105	0.210	±.005	\$26.38
OR-393-N90	568-393-90D	24	24 3/8	3/16	23.940	±.110	0.210	±.005	\$26.89
OR-394-N90	568-394-90D	25	25 3/8	3/16	24.940	±.115	0.210	±.005	\$27.87
OR-395-N90	568-395-90D	26	26 3/8	3/16	25.940	±.120	0.210	±.005	\$28.63
400 Series									
OR-400-N90	568-400-90D	1 3/8	1 7/8	1/4	1.225	±.012	0.275	±.006	\$1.54
OR-401-N90	568-401-90D	1 1/2	2	1/4	1.475	±.014	0.275	±.006	\$1.66
OR-402-N90	568-402-90D	1 5/8	2 1/8	1/4	1.600	±.015	0.275	±.006	\$1.83
OR-403-N90	568-403-90D	1 3/4	2 1/4	1/4	1.725	±.016	0.275	±.006	\$1.91
OR-404-N90	568-404-90D	1 7/8	2 3/8	1/4	1.850	±.016	0.275	±.006	\$2.09
OR-405-N90	568-405-90D	2	2 1/2	1/4	1.975	±.017	0.275	±.006	\$2.22
OR-406-N90	568-406-90D	2 1/8	2 5/8	1/4	2.100	±.018	0.275	±.006	\$2.26
OR-407-N90	568-407-90D	2 1/4	2 3/4	1/4	2.225	±.018	0.275	±.006	\$2.58
OR-408-N90	568-408-90D	2 3/8	2 7/8	1/4	2.350	±.020	0.275	±.006	\$2.68
OR-409-N90	568-409-90D	2 1/2	3	1/4	2.475	±.020	0.275	±.006	\$2.88
OR-410-N90	568-410-90D	2 5/8	3 1/8	1/4	2.600	±.020	0.275	±.006	\$3.03
OR-411-N90	568-411-90D	2 3/4	3 1/4	1/4	2.725	±.022	0.275	±.006	\$3.12
OR-412-N90	568-412-90D	2 7/8	3 3/8	1/4	2.850	±.022	0.275	±.006	\$3.40
OR-413-N90	568-413-90D	3	3 1/2	1/4	2.975	±.024	0.275	±.006	\$3.67
OR-414-N90	568-414-90D	3 1/8	3 5/8	1/4	3.100	±.024	0.275	±.006	\$3.83
OR-415-N90	568-415-90D	3 1/4	3 3/4	1/4	3.225	±.024	0.275	±.006	\$3.91
OR-416-N90	568-416-90D	3 3/8	3 7/8	1/4	3.350	±.026	0.275	±.006	\$4.01
OR-417-N90	568-417-90D	3 1/2	4	1/4	3.475	±.026	0.275	±.006	\$4.06
OR-418-N90	568-418-90D	3 5/8	4 1/8	1/4	3.600	±.026	0.275	±.006	\$4.11
OR-419-N90	568-419-90D	3 3/4	4 1/4	1/4	3.725	±.028	0.275	±.006	\$4.20
OR-420-N90	568-420-90D	3 7/8	4 3/8	1/4	3.850	±.028	0.275	±.006	\$4.25
OR-421-N90	568-421-90D	4	4 1/2	1/4	3.975	±.028	0.275	±.006	\$4.31
OR-422-N90	568-422-90D	4 1/8	4 5/8	1/4	4.100	±.030	0.275	±.006	\$4.34
OR-423-N90	568-423-90D	4 1/4	4 3/4	1/4	4.225	±.030	0.275	±.006	\$4.40
OR-424-N90	568-424-90D	4 3/8	4 7/8	1/4	4.350	±.030	0.275	±.006	\$4.45
OR-425-N90	568-425-90D	4 1/2	5	1/4	4.475	±.033	0.275	±.006	\$4.47




Static Seal



OR Profile

AS 568 Dash No. (2-XXX Series)	Reference	Nominal O-Ring Size (Reference Only)			Actual O-Ring Size per AS 568A				List Price
		Dimensions are in Inch							
		ID	OD	W	ID	Tolerance	W	Tolerance	
OR-426-N90	568-426-90D	4 5/8	5 1/8	1/4	4.600	±.033	0.275	±.006	\$4.52
OR-427-N90	568-427-90D	4 3/4	5 1/4	1/4	4.725	±.033	0.275	±.006	\$4.58
OR-428-N90	568-428-90D	4 7/8	5 3/8	1/4	4.850	±.033	0.275	±.006	\$4.64
OR-429-N90	568-429-90D	5	5 1/2	1/4	4.975	±.037	0.275	±.006	\$4.69
OR-430-N90	568-430-90D	5 1/8	5 5/8	1/4	5.100	±.037	0.275	±.006	\$4.75
OR-431-N90	568-431-90D	5 1/4	5 3/4	1/4	5.225	±.037	0.275	±.006	\$4.79
OR-432-N90	568-432-90D	5 3/8	5 7/8	1/4	5.350	±.037	0.275	±.006	\$4.87
OR-433-N90	568-433-90D	5 1/2	6	1/4	5.475	±.037	0.275	±.006	\$5.00
OR-434-N90	568-434-90D	5 5/8	6 1/8	1/4	5.600	±.037	0.275	±.006	\$5.16
OR-435-N90	568-435-90D	5 3/4	6 1/4	1/4	5.725	±.037	0.275	±.006	\$5.36
OR-436-N90	568-436-90D	5 7/8	6 3/8	1/4	5.850	±.037	0.275	±.006	\$5.46
OR-437-N90	568-437-90D	6	6 1/2	1/4	5.975	±.037	0.275	±.006	\$5.48
OR-438-N90	568-438-90D	6 1/4	6 3/4	1/4	6.225	±.040	0.275	±.006	\$6.05
OR-439-N90	568-439-90D	6 1/2	7	1/4	6.475	±.040	0.275	±.006	\$6.60
OR-440-N90	568-440-90D	6 3/4	7 1/4	1/4	6.725	±.040	0.275	±.006	\$6.71
OR-441-N90	568-441-90D	7	7 1/2	1/4	6.975	±.040	0.275	±.006	\$6.79
OR-442-N90	568-442-90D	7 1/4	7 3/4	1/4	7.225	±.045	0.275	±.006	\$7.01
OR-443-N90	568-443-90D	7 1/2	8	1/4	7.475	±.045	0.275	±.006	\$7.24
OR-444-N90	568-444-90D	7 3/4	8 1/4	1/4	7.725	±.045	0.275	±.006	\$7.46
OR-445-N90	568-445-90D	8	8 1/2	1/4	7.975	±.045	0.275	±.006	\$7.69
OR-446-N90	568-446-90D	8 1/2	9	1/4	8.475	±.055	0.275	±.006	\$8.44
OR-447-N90	568-447-90D	9	9 1/2	1/4	8.975	±.055	0.275	±.006	\$8.80
OR-448-N90	568-448-90D	9 1/2	10	1/4	9.475	±.055	0.275	±.006	\$9.17
OR-449-N90	568-449-90D	10	10 1/2	1/4	9.975	±.055	0.275	±.006	\$9.63
OR-450-N90	568-450-90D	10 1/2	11	1/4	10.475	±.060	0.275	±.006	\$12.51
OR-451-N90	568-451-90D	11	11 1/2	1/4	10.975	±.060	0.275	±.006	\$12.92
OR-452-N90	568-452-90D	11 1/2	12	1/4	11.475	±.060	0.275	±.006	\$13.47
OR-453-N90	568-453-90D	12	12 1/2	1/4	11.975	±.060	0.275	±.006	\$13.70
OR-454-N90	568-454-90D	12 1/2	13	1/4	12.475	±.060	0.275	±.006	\$13.97
OR-455-N90	568-455-90D	13	13 1/2	1/4	12.975	±.060	0.275	±.006	\$14.25
OR-456-N90	568-456-90D	13 1/2	14	1/4	13.475	±.070	0.275	±.006	\$14.43
OR-457-N90	568-457-90D	14	14 1/2	1/4	13.975	±.070	0.275	±.006	\$14.65
OR-458-N90	568-458-90D	14 1/2	15	1/4	14.475	±.070	0.275	±.006	\$14.81
OR-459-N90	568-459-90D	15	15 1/2	1/4	14.975	±.070	0.275	±.006	\$20.19
OR-460-N90	568-460-90D	15 1/2	16	1/4	15.475	±.070	0.275	±.006	\$21.02
OR-461-N90	568-461-90D	16	16 1/2	1/4	15.955	±.075	0.275	±.006	\$21.20
OR-462-N90	568-462-90D	16 1/2	17	1/4	16.455	±.075	0.275	±.006	\$21.59
OR-463-N90	568-463-90D	17	17 1/2	1/4	16.955	±.080	0.275	±.006	\$21.77


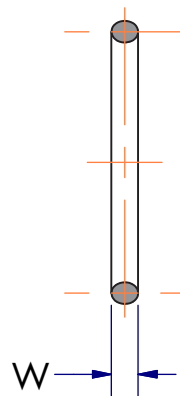
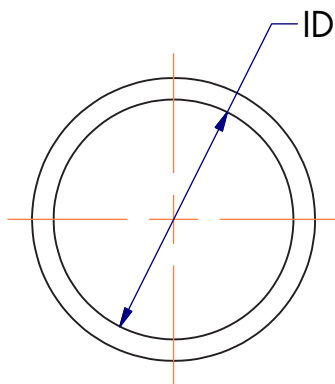


Static Seal

OR Profile

AS 568 Dash No. (2-XXX Series)	Reference	Nominal O-Ring Size (Reference Only)			Actual O-Ring Size per AS 568A				List Price
		Dimensions are in Inch							
		ID	OD	W	ID	Tolerance	W	Tolerance	
OR-464-N90	568-464-90D	17 1/2	18	1/4	17.455	±.085	0.275	±.006	\$22.00
OR-465-N90	568-465-90D	18	18 1/2	1/4	17.955	±.085	0.275	±.006	\$22.17
OR-466-N90	568-466-90D	18 1/2	19	1/4	18.455	±.085	0.275	±.006	\$28.31
OR-467-N90	568-467-90D	19	19 1/2	1/4	18.955	±.090	0.275	±.006	\$30.10
OR-468-N90	568-468-90D	19 1/2	20	1/4	19.455	±.090	0.275	±.006	\$30.37
OR-469-N90	568-469-90D	20	20 1/2	1/4	19.955	±.090	0.275	±.006	\$31.01
OR-470-N90	568-470-90D	21	21 1/2	1/4	20.955	±.090	0.275	±.006	\$31.59
OR-471-N90	568-471-90D	22	22 1/2	1/4	21.955	±.100	0.275	±.006	\$31.89
OR-472-N90	568-472-90D	23	23 1/2	1/4	22.940	±.105	0.275	±.006	\$35.57
OR-473-N90	568-473-90D	24	24 1/2	1/4	23.940	±.110	0.275	±.006	\$36.63
OR-474-N90	568-474-90D	25	25 1/2	1/4	24.940	±.115	0.275	±.006	\$37.69
OR-475-N90	568-475-90D	26	26 1/2	1/4	25.940	±.120	0.275	±.006	\$38.69

Static Seal




OR Profile

Materials
O-Ring: NBR 90D

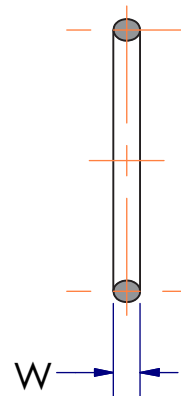
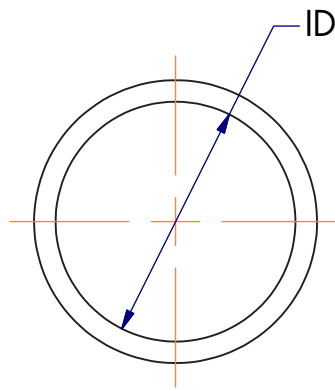
Operating Conditions
Temperature: -40° to 250°F
Pressure: 5,000 PSI

Standard AS 568A 90A Durometer NBR O-Ring designed for static industrial seal glands.
 Most common material for static sealing applications.
 Other material options and sizes may be available. Please contact customer service.

AS 568 Dash No. (3-XXX Series)	Reference	Tube O.D. (reference)	Actual O-Ring Size per AS 568A				List Price
			Dimensions are in Inch				
			ID	Tolerance	W	Tolerance	
OR-901-N90	568-901-90D	3/32	0.185	±.005	0.056	±.003	\$0.06
OR-902-N90	568-902-90D	1/8	0.239	±.005	0.064	±.003	\$0.06
OR-903-N90	568-903-90D	3/16	0.301	±.005	0.064	±.003	\$0.06
OR-904-N90	568-904-90D	1/4	0.351	±.005	0.072	±.003	\$0.06
OR-905-N90	568-905-90D	5/16	0.414	±.005	0.072	±.003	\$0.06
OR-906-N90	568-906-90D	3/8	0.468	±.005	0.078	±.003	\$0.07
OR-907-N90	568-907-90D	7/16	0.503	±.007	0.082	±.003	\$0.08
OR-908-N90	568-908-90D	1/2	0.644	±.009	0.087	±.003	\$0.10
OR-909-N90	568-909-90D	9/16	0.706	±.009	0.097	±.003	\$0.13
OR-910-N90	568-910-90D	5/8	0.755	±.009	0.097	±.003	\$0.14
OR-911-N90	568-911-90D	11/16	0.863	±.009	0.116	±.004	\$0.21
OR-912-N90	568-912-90D	3/4	0.924	±.009	0.116	±.004	\$0.22
OR-913-N90	568-913-90D	13/16	0.986	±.010	0.116	±.004	\$0.24
OR-914-N90	568-914-90D	7/8	1.047	±.010	0.116	±.004	\$0.26
OR-916-N90	568-916-90D	1	1.171	±.010	0.116	±.004	\$0.29
OR-918-N90	568-918-90D	1 1/8	1.355	±.012	0.116	±.004	\$0.33
OR-920-N90	568-920-90D	1 1/4	1.475	±.014	0.118	±.004	\$0.37
OR-924-N90	568-924-90D	1 1/2	1.720	±.014	0.118	±.004	\$0.43
OR-928-N90	568-928-90D	1 3/4	2.090	±.018	0.118	±.004	\$0.60
OR-932-N90	568-932-90D	2	2.337	±.018	0.118	±.004	\$0.65



OR Profile



Static Seal


Materials
O-Ring: FKM 75D

Operating Conditions
Temperature: -20° to 400°F
Pressure: 5,000 PSI

Standard AS 568A 75A Durometer FKM O-Ring designed for static industrial seal glands.
 Common material for higher temperature static sealing applications.
 Other material options and sizes may be available. Please contact customer service.


AS 568 Dash No. (2-XXX Series)	Reference	Nominal O-Ring Size (Reference Only)			Actual O-Ring Size per AS 568A				List Price
		ID	OD	W	Dimensions are in Inch				
					ID	Tolerance	W	Tolerance	
000 Series									
OR-001-V75	568-001V	1/32	3/32	1/32	0.029	±.004	0.040	±.003	\$0.08
OR-002-V75	568-002V	3/64	9/64	3/64	0.042	±.004	0.050	±.003	\$0.08
OR-003-V75	568-003V	1/16	3/16	1/16	0.056	±.004	0.060	±.003	\$0.07
OR-004-V75	568-004V	5/64	13/64	1/16	0.070	±.005	0.070	±.003	\$0.07
OR-005-V75	568-005V	3/32	7/32	1/16	0.101	±.005	0.070	±.003	\$0.07
OR-006-V75	568-006V	1/8	1/4	1/16	0.114	±.005	0.070	±.003	\$0.07
OR-007-V75	568-007V	5/32	9/32	1/16	0.145	±.005	0.070	±.003	\$0.07
OR-008-V75	568-008V	3/16	5/16	1/16	0.176	±.005	0.070	±.003	\$0.07
OR-009-V75	568-009V	7/32	11/32	1/16	0.208	±.005	0.070	±.003	\$0.08
OR-010-V75	568-010V	1/4	3/8	1/16	0.239	±.005	0.070	±.003	\$0.09
OR-011-V75	568-011V	5/16	7/16	1/16	0.301	±.005	0.070	±.003	\$0.10
OR-012-V75	568-012V	3/8	1/2	1/16	0.364	±.005	0.070	±.003	\$0.12
OR-013-V75	568-013V	7/16	9/16	1/16	0.426	±.005	0.070	±.003	\$0.15
OR-014-V75	568-014V	1/2	5/8	1/16	0.489	±.005	0.070	±.003	\$0.17
OR-015-V75	568-015V	9/16	11/16	1/16	0.551	±.007	0.070	±.003	\$0.19
OR-016-V75	568-016V	5/8	3/4	1/16	0.614	±.009	0.070	±.003	\$0.21
OR-017-V75	568-017V	11/16	13/16	1/16	0.676	±.009	0.070	±.003	\$0.23
OR-018-V75	568-018V	3/4	7/8	1/16	0.739	±.009	0.070	±.003	\$0.25
OR-019-V75	568-019V	13/16	15/16	1/16	0.801	±.009	0.070	±.003	\$0.27
OR-020-V75	568-020V	7/8	1	1/16	0.864	±.009	0.070	±.003	\$0.29

Static Seal



OR Profile

AS 568 Dash No. (2-XXX Series)	Reference	Nominal O-Ring Size (Reference Only)			Actual O-Ring Size per AS 568A				List Price
		Dimensions are in Inch							
		ID	OD	W	ID	Tolerance	W	Tolerance	
OR-021-V75	568-021V	15/16	1 1/16	1/16	0.926	±.009	0.070	±.003	\$0.32
OR-022-V75	568-022V	1	1 1/8	1/16	0.989	±.010	0.070	±.003	\$0.34
OR-023-V75	568-023V	1 1/16	1 3/16	1/16	1.051	±.010	0.070	±.003	\$0.37
OR-024-V75	568-024V	1 1/8	1 1/4	1/16	1.114	±.010	0.070	±.003	\$0.40
OR-025-V75	568-025V	1 3/16	1 5/16	1/16	1.176	±.011	0.070	±.003	\$0.43
OR-026-V75	568-026V	1 1/4	1 3/8	1/16	1.239	±.011	0.070	±.003	\$0.46
OR-027-V75	568-027V	1 5/16	1 7/16	1/16	1.301	±.011	0.070	±.003	\$0.48
OR-028-V75	568-028V	1 3/8	1 1/2	1/16	1.364	±.013	0.070	±.003	\$0.51
OR-029-V75	568-029V	1 1/2	1 5/8	1/16	1.489	±.013	0.070	±.003	\$0.54
OR-030-V75	568-030V	1 5/8	1 3/4	1/16	1.614	±.013	0.070	±.003	\$0.57
OR-031-V75	568-031V	1 3/4	1 7/8	1/16	1.739	±.015	0.070	±.003	\$0.66
OR-032-V75	568-032V	1 7/8	2	1/16	1.864	±.015	0.070	±.003	\$0.76
OR-033-V75	568-033V	2	2 1/8	1/16	1.989	±.018	0.070	±.003	\$0.86
OR-034-V75	568-034V	2 1/8	2 1/4	1/16	2.114	±.018	0.070	±.003	\$0.95
OR-035-V75	568-035V	2 1/4	2 3/8	1/16	2.239	±.018	0.070	±.003	\$1.04
OR-036-V75	568-036V	2 3/8	2 1/2	1/16	2.364	±.018	0.070	±.003	\$1.14
OR-037-V75	568-037V	2 1/2	2 5/8	1/16	2.489	±.018	0.070	±.003	\$1.23
OR-038-V75	568-038V	2 5/8	2 3/4	1/16	2.614	±.020	0.070	±.003	\$1.31
OR-039-V75	568-039V	2 3/4	2 7/8	1/16	2.739	±.020	0.070	±.003	\$1.38
OR-040-V75	568-040V	2 7/8	3	1/16	2.864	±.020	0.070	±.003	\$1.48
OR-041-V75	568-041V	3	3 1/8	1/16	2.989	±.024	0.070	±.003	\$1.61
OR-042-V75	568-042V	3 1/4	3 3/8	1/16	3.239	±.024	0.070	±.003	\$1.74
OR-043-V75	568-043V	3 1/2	3 5/8	1/16	3.489	±.024	0.070	±.003	\$1.86
OR-044-V75	568-044V	3 3/4	3 7/8	1/16	3.739	±.027	0.070	±.003	\$1.99
OR-045-V75	568-045V	4	4 1/8	1/16	3.989	±.027	0.070	±.003	\$2.12
OR-046-V75	568-046V	4 1/4	4 3/8	1/16	4.239	±.030	0.070	±.003	\$2.25
OR-047-V75	568-047V	4 1/2	4 5/8	1/16	4.489	±.030	0.070	±.003	\$2.38
OR-048-V75	568-048V	4 3/4	4 7/8	1/16	4.739	±.030	0.070	±.003	\$2.49
OR-049-V75	568-049V	5	5 1/8	1/16	4.989	±.037	0.070	±.003	\$2.72
OR-050-V75	568-050V	5 1/4	5 3/8	1/16	5.239	±.037	0.070	±.003	\$2.96
100 Series									
OR-102-V75	568-102V	1/16	1/4	3/32	0.049	±.005	0.103	±.003	\$0.11
OR-103-V75	568-103V	3/32	9/32	3/32	0.081	±.005	0.103	±.003	\$0.11
OR-104-V75	568-104V	1/8	5/16	3/32	0.112	±.005	0.103	±.003	\$0.13
OR-105-V75	568-105V	5/32	11/32	3/32	0.143	±.005	0.103	±.003	\$0.15
OR-106-V75	568-106V	3/16	3/8	3/32	0.174	±.005	0.103	±.003	\$0.17
OR-107-V75	568-107V	7/32	13/32	3/32	0.206	±.005	0.103	±.003	\$0.19




OR Profile

Static Seal

AS 568 Dash No. (2-XXX Series)	Reference	Nominal O-Ring Size (Reference Only)			Actual O-Ring Size per AS 568A				List Price
		Dimensions are in Inch							
		ID	OD	W	ID	Tolerance	W	Tolerance	
OR-108-V75	568-108V	1/4	7/16	3/32	0.237	±.005	0.103	±.003	\$0.21
OR-109-V75	568-109V	5/16	1/2	3/32	0.299	±.005	0.103	±.003	\$0.23
OR-110-V75	568-110V	3/8	9/16	3/32	0.362	±.005	0.103	±.003	\$0.26
OR-111-V75	568-111V	7/16	5/8	3/32	0.424	±.005	0.103	±.003	\$0.30
OR-112-V75	568-112V	1/2	11/16	3/32	0.487	±.005	0.103	±.003	\$0.33
OR-113-V75	568-113V	9/16	3/4	3/32	0.549	±.005	0.103	±.003	\$0.37
OR-114-V75	568-114V	5/8	13/16	3/32	0.612	±.009	0.103	±.003	\$0.40
OR-115-V75	568-115V	11/16	7/8	3/32	0.674	±.009	0.103	±.003	\$0.44
OR-116-V75	568-116V	3/4	15/16	3/32	0.737	±.009	0.103	±.003	\$0.47
OR-117-V75	568-117V	13/16	1	3/32	0.799	±.010	0.103	±.003	\$0.51
OR-118-V75	568-118V	7/8	1 1/16	3/32	0.862	±.010	0.103	±.003	\$0.54
OR-119-V75	568-119V	15/16	1 1/8	3/32	0.924	±.010	0.103	±.003	\$0.58
OR-120-V75	568-120V	1	1 3/16	3/32	0.987	±.010	0.103	±.003	\$0.62
OR-121-V75	568-121V	1 1/16	1 1/4	3/32	1.049	±.010	0.103	±.003	\$0.67
OR-122-V75	568-122V	1 1/8	1 5/16	3/32	1.112	±.010	0.103	±.003	\$0.72
OR-123-V75	568-123V	1 3/16	1 3/8	3/32	1.174	±.012	0.103	±.003	\$0.77
OR-124-V75	568-124V	1 1/4	1 7/16	3/32	1.237	±.012	0.103	±.003	\$0.83
OR-125-V75	568-125V	1 5/16	1 1/2	3/32	1.299	±.012	0.103	±.003	\$0.88
OR-126-V75	568-126V	1 3/8	1 9/16	3/32	1.362	±.012	0.103	±.003	\$0.93
OR-127-V75	568-127V	1 7/16	1 5/8	3/32	1.424	±.012	0.103	±.003	\$0.98
OR-128-V75	568-128V	1 1/2	1 11/16	3/32	1.487	±.012	0.103	±.003	\$1.04
OR-129-V75	568-129V	1 9/16	1 3/4	3/32	1.549	±.015	0.103	±.003	\$1.09
OR-130-V75	568-130V	1 5/8	1 13/16	3/32	1.612	±.015	0.103	±.003	\$1.14
OR-131-V75	568-131V	1 11/16	1 7/8	3/32	1.674	±.015	0.103	±.003	\$1.20
OR-132-V75	568-132V	1 3/4	1 15/16	3/32	1.737	±.015	0.103	±.003	\$1.25
OR-133-V75	568-133V	1 13/16	2	3/32	1.799	±.015	0.103	±.003	\$1.31
OR-134-V75	568-134V	1 7/8	2 1/16	3/32	1.862	±.015	0.103	±.003	\$1.36
OR-135-V75	568-135V	1 15/16	2 1/8	3/32	1.925	±.017	0.103	±.003	\$1.42
OR-136-V75	568-136V	2	2 3/16	3/32	1.987	±.017	0.103	±.003	\$1.48
OR-137-V75	568-137V	2 1/16	2 1/4	3/32	2.050	±.017	0.103	±.003	\$1.53
OR-138-V75	568-138V	2 1/8	2 5/16	3/32	2.112	±.017	0.103	±.003	\$1.59
OR-139-V75	568-139V	2 3/16	2 3/8	3/32	2.175	±.017	0.103	±.003	\$1.64
OR-140-V75	568-140V	2 1/4	2 7/16	3/32	2.237	±.017	0.103	±.003	\$1.68
OR-141-V75	568-141V	2 5/16	2 1/2	3/32	2.300	±.020	0.103	±.003	\$1.74
OR-142-V75	568-142V	2 3/8	2 9/16	3/32	2.362	±.020	0.103	±.003	\$1.79




Static Seal



OR Profile

AS 568 Dash No. (2-XXX Series)	Reference	Nominal O-Ring Size (Reference Only)			Actual O-Ring Size per AS 568A				List Price
		Dimensions are in Inch							
		ID	OD	W	ID	Tolerance	W	Tolerance	
OR-143-V75	568-143V	2 7/16	2 5/8	3/32	2.425	±.020	0.103	±.003	\$1.85
OR-144-V75	568-144V	2 1/2	2 11/16	3/32	2.487	±.020	0.103	±.003	\$1.90
OR-145-V75	568-145V	2 9/16	2 3/4	3/32	2.550	±.020	0.103	±.003	\$1.96
OR-146-V75	568-146V	2 5/8	2 13/16	3/32	2.612	±.020	0.103	±.003	\$2.01
OR-147-V75	568-147V	2 11/16	2 7/8	3/32	2.675	±.022	0.103	±.003	\$2.07
OR-148-V75	568-148V	2 3/4	2 15/16	3/32	2.737	±.022	0.103	±.003	\$2.12
OR-149-V75	568-149V	2 13/16	3	3/32	2.800	±.022	0.103	±.003	\$2.18
OR-150-V75	568-150V	2 7/8	3 1/16	3/32	2.862	±.022	0.103	±.003	\$2.25
OR-151-V75	568-151V	3	3 3/16	3/32	2.987	±.024	0.103	±.003	\$2.38
OR-152-V75	568-152V	3 1/4	3 7/16	3/32	3.237	±.024	0.103	±.003	\$2.51
OR-153-V75	568-153V	3 1/2	3 11/16	3/32	3.487	±.024	0.103	±.003	\$2.71
OR-154-V75	568-154V	3 3/4	3 15/16	3/32	3.737	±.028	0.103	±.003	\$2.91
OR-155-V75	568-155V	4	4 3/16	3/32	3.987	±.028	0.103	±.003	\$3.11
OR-156-V75	568-156V	4 1/4	4 7/16	3/32	4.237	±.030	0.103	±.003	\$3.32
OR-157-V75	568-157V	4 1/2	4 11/16	3/32	4.487	±.030	0.103	±.003	\$3.52
OR-158-V75	568-158V	4 3/4	4 15/16	3/32	4.737	±.030	0.103	±.003	\$3.72
OR-159-V75	568-159V	5	5 3/16	3/32	4.987	±.035	0.103	±.003	\$3.92
OR-160-V75	568-160V	5 1/4	5 7/16	3/32	5.237	±.035	0.103	±.003	\$4.17
OR-161-V75	568-161V	5 1/2	5 11/16	3/32	5.487	±.035	0.103	±.003	\$4.40
OR-162-V75	568-162V	5 3/4	5 15/16	3/32	5.737	±.035	0.103	±.003	\$4.63
OR-163-V75	568-163V	6	6 3/16	3/32	5.987	±.035	0.103	±.003	\$4.87
OR-164-V75	568-164V	6 1/4	6 7/16	3/32	6.237	±.040	0.103	±.003	\$5.10
OR-165-V75	568-165V	6 1/2	6 11/16	3/32	6.487	±.040	0.103	±.003	\$5.33
OR-166-V75	568-166V	6 3/4	6 15/16	3/32	6.737	±.040	0.103	±.003	\$5.56
OR-167-V75	568-167V	7	7 3/16	3/32	6.987	±.040	0.103	±.003	\$5.75
OR-168-V75	568-168V	7 1/4	7 7/16	3/32	7.237	±.045	0.103	±.003	\$6.41
OR-169-V75	568-169V	7 1/2	7 11/16	3/32	7.487	±.045	0.103	±.003	\$7.07
OR-170-V75	568-170V	7 3/4	7 15/16	3/32	7.737	±.045	0.103	±.003	\$7.81
OR-171-V75	568-171V	8	8 3/16	3/32	7.987	±.045	0.103	±.003	\$8.46
OR-172-V75	568-172V	8 1/4	8 7/16	3/32	8.237	±.050	0.103	±.003	\$8.94
OR-173-V75	568-173V	8 1/2	8 11/16	3/32	8.487	±.050	0.103	±.003	\$9.01
OR-174-V75	568-174V	8 3/4	8 15/16	3/32	8.737	±.050	0.103	±.003	\$9.32
OR-175-V75	568-175V	9	9 3/16	3/32	8.987	±.050	0.103	±.003	\$9.73
OR-176-V75	568-176V	9 1/4	9 7/16	3/32	9.237	±.055	0.103	±.003	\$10.14
OR-177-V75	568-177V	9 1/2	9 11/16	3/32	9.487	±.055	0.103	±.003	\$10.56
OR-178-V75	568-178V	9 3/4	9 15/16	3/32	9.737	±.055	0.103	±.003	\$10.97




OR Profile

Static Seal

AS 568 Dash No. (2-XXX Series)	Reference	Nominal O-Ring Size (Reference Only)			Actual O-Ring Size per AS 568A				List Price
		Dimensions are in Inch							
		ID	OD	W	ID	Tolerance	W	Tolerance	
200 Series									
OR-201-V75	568-201V	3/16	7/16	1/8	0.171	±.005	0.139	±.004	\$0.27
OR-202-V75	568-202V	1/4	1/2	1/8	0.234	±.005	0.139	±.004	\$0.32
OR-203-V75	568-203V	5/16	9/16	1/8	0.296	±.005	0.139	±.004	\$0.37
OR-204-V75	568-204V	3/8	5/8	1/8	0.359	±.005	0.139	±.004	\$0.42
OR-205-V75	568-205V	7/16	11/16	1/8	0.421	±.005	0.139	±.004	\$0.47
OR-206-V75	568-206V	1/2	3/4	1/8	0.484	±.005	0.139	±.004	\$0.52
OR-207-V75	568-207V	9/16	13/16	1/8	0.546	±.007	0.139	±.004	\$0.57
OR-208-V75	568-208V	5/8	7/8	1/8	0.609	±.009	0.139	±.004	\$0.62
OR-209-V75	568-209V	11/16	15/16	1/8	0.671	±.009	0.139	±.004	\$0.67
OR-210-V75	568-210V	3/4	1	1/8	0.734	±.010	0.139	±.004	\$0.73
OR-211-V75	568-211V	13/16	1 1/16	1/8	0.796	±.010	0.139	±.004	\$0.79
OR-212-V75	568-212V	7/8	1 1/8	1/8	0.859	±.010	0.139	±.004	\$0.85
OR-213-V75	568-213V	15/16	1 3/16	1/8	0.921	±.010	0.139	±.004	\$0.91
OR-214-V75	568-214V	1	1 1/4	1/8	0.984	±.010	0.139	±.004	\$0.97
OR-215-V75	568-215V	1 1/16	1 5/16	1/8	1.046	±.010	0.139	±.004	\$1.03
OR-216-V75	568-216V	1 1/8	1 3/8	1/8	1.109	±.012	0.139	±.004	\$1.09
OR-217-V75	568-217V	1 3/16	1 7/16	1/8	1.171	±.012	0.139	±.004	\$1.15
OR-218-V75	568-218V	1 1/4	1 1/2	1/8	1.234	±.012	0.139	±.004	\$1.21
OR-219-V75	568-219V	1 5/16	1 9/16	1/8	1.296	±.012	0.139	±.004	\$1.27
OR-220-V75	568-220V	1 3/8	1 5/8	1/8	1.359	±.012	0.139	±.004	\$1.33
OR-221-V75	568-221V	1 7/16	1 11/16	1/8	1.421	±.012	0.139	±.004	\$1.45
OR-222-V75	568-222V	1 1/2	1 3/4	1/8	1.484	±.015	0.139	±.004	\$1.58
OR-223-V75	568-223V	1 5/8	1 7/8	1/8	1.609	±.015	0.139	±.004	\$1.70
OR-224-V75	568-224V	1 3/4	2	1/8	1.734	±.015	0.139	±.004	\$1.82
OR-225-V75	568-225V	1 7/8	2 1/8	1/8	1.859	±.018	0.139	±.004	\$1.95
OR-226-V75	568-226V	2	2 1/4	1/8	1.984	±.018	0.139	±.004	\$2.07
OR-227-V75	568-227V	2 1/16	2 5/16	1/8	2.109	±.018	0.139	±.004	\$2.19
OR-228-V75	568-228V	2 1/4	2 1/2	1/8	2.234	±.020	0.139	±.004	\$2.32
OR-229-V75	568-229V	2 3/8	2 5/8	1/8	2.359	±.020	0.139	±.004	\$2.44
OR-230-V75	568-230V	2 1/2	2 3/4	1/8	2.484	±.020	0.139	±.004	\$2.59
OR-231-V75	568-231V	2 5/8	2 7/8	1/8	2.609	±.020	0.139	±.004	\$2.72
OR-232-V75	568-232V	2 3/4	3	1/8	2.734	±.024	0.139	±.004	\$2.85
OR-233-V75	568-233V	2 7/8	3 1/8	1/8	2.859	±.024	0.139	±.004	\$2.98
OR-234-V75	568-234V	3	3 1/4	1/8	2.984	±.024	0.139	±.004	\$3.11




Static Seal



OR Profile

AS 568 Dash No. (2-XXX Series)	Reference	Nominal O-Ring Size (Reference Only)			Actual O-Ring Size per AS 568A				List Price
		Dimensions are in Inch							
		ID	OD	W	ID	Tolerance	W	Tolerance	
OR-235-V75	568-235V	3 1/8	3 3/8	1/8	3.109	±.024	0.139	±.004	\$3.24
OR-236-V75	568-236V	3 1/4	3 1/2	1/8	3.234	±.024	0.139	±.004	\$3.38
OR-237-V75	568-237V	3 3/8	3 5/8	1/8	3.359	±.024	0.139	±.004	\$3.50
OR-238-V75	568-238V	3 1/2	3 3/4	1/8	3.484	±.024	0.139	±.004	\$3.63
OR-239-V75	568-239V	3 5/8	3 7/8	1/8	3.609	±.028	0.139	±.004	\$3.77
OR-240-V75	568-240V	3 3/4	4	1/8	3.734	±.028	0.139	±.004	\$3.91
OR-241-V75	568-241V	3 7/8	4 1/8	1/8	3.859	±.028	0.139	±.004	\$4.07
OR-242-V75	568-242V	4	4 1/4	1/8	3.984	±.028	0.139	±.004	\$4.23
OR-243-V75	568-243V	4 1/8	4 3/8	1/8	4.109	±.028	0.139	±.004	\$4.39
OR-244-V75	568-244V	4 1/4	4 1/2	1/8	4.234	±.030	0.139	±.004	\$4.55
OR-245-V75	568-245V	4 3/8	4 5/8	1/8	4.359	±.030	0.139	±.004	\$4.71
OR-246-V75	568-246V	4 1/2	4 3/4	1/8	4.484	±.030	0.139	±.004	\$4.87
OR-247-V75	568-247V	4 5/8	4 7/8	1/8	4.609	±.030	0.139	±.004	\$5.03
OR-248-V75	568-248V	4 3/4	5	1/8	4.734	±.030	0.139	±.004	\$5.19
OR-249-V75	568-249V	4 7/8	5 1/8	1/8	4.859	±.035	0.139	±.004	\$5.35
OR-250-V75	568-250V	5	5 1/4	1/8	4.984	±.035	0.139	±.004	\$5.53
OR-251-V75	568-251V	5 1/8	5 3/8	1/8	5.109	±.035	0.139	±.004	\$5.69
OR-252-V75	568-252V	5 1/4	5 1/2	1/8	5.234	±.035	0.139	±.004	\$5.84
OR-253-V75	568-253V	5 3/8	5 5/8	1/8	5.359	±.035	0.139	±.004	\$6.00
OR-254-V75	568-254V	5 1/2	5 3/4	1/8	5.484	±.035	0.139	±.004	\$6.16
OR-255-V75	568-255V	5 5/8	5 7/8	1/8	5.609	±.035	0.139	±.004	\$6.32
OR-256-V75	568-256V	5 3/4	6	1/8	5.734	±.035	0.139	±.004	\$6.48
OR-257-V75	568-257V	5 7/8	6 1/8	1/8	5.859	±.035	0.139	±.004	\$6.64
OR-258-V75	568-258V	6	6 1/4	1/8	5.984	±.035	0.139	±.004	\$6.80
OR-259-V75	568-259V	6 1/4	6 1/2	1/8	6.234	±.040	0.139	±.004	\$6.96
OR-260-V75	568-260V	6 1/2	6 3/4	1/8	6.484	±.040	0.139	±.004	\$7.13
OR-261-V75	568-261V	6 3/4	7	1/8	6.734	±.040	0.139	±.004	\$7.71
OR-262-V75	568-262V	7	7 1/4	1/8	6.984	±.040	0.139	±.004	\$8.28
OR-263-V75	568-263V	7 1/4	7 1/2	1/8	7.234	±.045	0.139	±.004	\$8.86
OR-264-V75	568-264V	7 1/2	7 3/4	1/8	7.484	±.045	0.139	±.004	\$9.36
OR-265-V75	568-265V	7 3/4	8	1/8	7.734	±.045	0.139	±.004	\$9.60
OR-266-V75	568-266V	8	8 1/4	1/8	7.984	±.045	0.139	±.004	\$9.98
OR-267-V75	568-267V	8 1/4	8 1/2	1/8	8.234	±.050	0.139	±.004	\$10.35
OR-268-V75	568-268V	8 1/2	8 3/4	1/8	8.484	±.050	0.139	±.004	\$10.93
OR-269-V75	568-269V	8 3/4	9	1/8	8.734	±.050	0.139	±.004	\$11.51
OR-270-V75	568-270V	9	9 1/4	1/8	8.984	±.050	0.139	±.004	\$12.21




OR Profile

Static Seal

AS 568 Dash No. (2-XXX Series)	Reference	Nominal O-Ring Size (Reference Only)			Actual O-Ring Size per AS 568A				List Price
		Dimensions are in Inch							
		ID	OD	W	ID	Tolerance	W	Tolerance	
OR-271-V75	568-271V	9 1/4	9 1/2	1/8	9.234	±.055	0.139	±.004	\$12.92
OR-272-V75	568-272V	9 1/2	9 3/4	1/8	9.484	±.055	0.139	±.004	\$13.62
OR-273-V75	568-273V	9 3/4	10	1/8	9.734	±.055	0.139	±.004	\$14.32
OR-274-V75	568-274V	10	10 1/4	1/8	9.984	±.055	0.139	±.004	\$14.90
OR-275-V75	568-275V	10 1/2	10 3/4	1/8	10.484	±.055	0.139	±.004	\$15.87
OR-276-V75	568-276V	11	11 1/4	1/8	10.984	±.065	0.139	±.004	\$16.84
OR-277-V75	568-277V	11 1/2	11 3/4	1/8	11.484	±.065	0.139	±.004	\$17.80
OR-278-V75	568-278V	12	12 1/4	1/8	11.984	±.065	0.139	±.004	\$18.77
OR-279-V75	568-279V	13	13 1/4	1/8	12.984	±.065	0.139	±.004	\$19.73
OR-280-V75	568-280V	14	14 1/4	1/8	13.984	±.065	0.139	±.004	\$20.91
OR-281-V75	568-281V	15	15 1/4	1/8	14.984	±.065	0.139	±.004	\$22.36
OR-282-V75	568-282V	16	16 1/4	1/8	15.955	±.075	0.139	±.004	\$23.39
OR-283-V75	568-283V	17	17 1/4	1/8	16.955	±.080	0.139	±.004	\$24.43
OR-284-V75	568-284V	18	18 1/4	1/8	17.955	±.085	0.139	±.004	\$25.46
300 Series									
OR-309-V75	568-309V	7/16	13/16	3/16	0.412	±.005	0.210	±.005	\$1.19
OR-310-V75	568-310V	1/2	7/8	3/16	0.475	±.005	0.210	±.005	\$1.31
OR-311-V75	568-311V	9/16	15/16	3/16	0.537	±.007	0.210	±.005	\$1.43
OR-312-V75	568-312V	5/8	1	3/16	0.600	±.009	0.210	±.005	\$1.56
OR-313-V75	568-313V	11/16	1 1/16	3/16	0.662	±.009	0.210	±.005	\$1.68
OR-314-V75	568-314V	3/4	1 1/8	3/16	0.725	±.010	0.210	±.005	\$1.80
OR-315-V75	568-315V	13/16	1 3/16	3/16	0.787	±.010	0.210	±.005	\$1.92
OR-316-V75	568-316V	7/8	1 1/4	3/16	0.850	±.010	0.210	±.005	\$2.04
OR-317-V75	568-317V	15/16	1 5/16	3/16	0.912	±.010	0.210	±.005	\$2.17
OR-318-V75	568-318V	1	1 3/8	3/16	0.975	±.010	0.210	±.005	\$2.29
OR-319-V75	568-319V	1 1/16	1 7/16	3/16	1.037	±.010	0.210	±.005	\$2.41
OR-320-V75	568-320V	1 1/8	1 1/2	3/16	1.100	±.012	0.210	±.005	\$2.54
OR-321-V75	568-321V	1 3/16	1 9/16	3/16	1.162	±.012	0.210	±.005	\$2.72
OR-322-V75	568-322V	1 1/4	1 5/8	3/16	1.225	±.012	0.210	±.005	\$2.90
OR-323-V75	568-323V	1 5/16	1 11/16	3/16	1.287	±.012	0.210	±.005	\$3.08
OR-324-V75	568-324V	1 3/8	1 3/4	3/16	1.350	±.012	0.210	±.005	\$3.26
OR-325-V75	568-325V	1 1/2	1 7/8	3/16	1.475	±.015	0.210	±.005	\$3.41
OR-326-V75	568-326V	1 5/8	2	3/16	1.600	±.015	0.210	±.005	\$3.70
OR-327-V75	568-327V	1 3/4	2 1/8	3/16	1.725	±.015	0.210	±.005	\$3.90
OR-328-V75	568-328V	1 7/8	2 1/4	3/16	1.850	±.015	0.210	±.005	\$4.10




Static Seal



OR Profile

AS 568 Dash No. (2-XXX Series)	Reference	Nominal O-Ring Size (Reference Only)			Actual O-Ring Size per AS 568A				List Price
		Dimensions are in Inch							
		ID	OD	W	ID	Tolerance	W	Tolerance	
OR-329-V75	568-329V	2	2 3/8	3/16	1.975	±.018	0.210	±.005	\$4.30
OR-330-V75	568-330V	2 1/8	2 1/2	3/16	2.100	±.018	0.210	±.005	\$4.50
OR-331-V75	568-331V	2 1/4	2 5/8	3/16	2.225	±.018	0.210	±.005	\$4.72
OR-332-V75	568-332V	2 3/8	2 3/4	3/16	2.350	±.018	0.210	±.005	\$4.94
OR-333-V75	568-333V	2 1/2	2 7/8	3/16	2.475	±.020	0.210	±.005	\$5.17
OR-334-V75	568-334V	2 5/8	3	3/16	2.600	±.020	0.210	±.005	\$5.39
OR-335-V75	568-335V	2 3/4	3 1/8	3/16	2.725	±.020	0.210	±.005	\$5.62
OR-336-V75	568-336V	2 7/8	3 1/4	3/16	2.850	±.020	0.210	±.005	\$5.84
OR-337-V75	568-337V	3	3 3/8	3/16	2.975	±.024	0.210	±.005	\$6.06
OR-338-V75	568-338V	3 1/8	3 1/2	3/16	3.100	±.024	0.210	±.005	\$6.29
OR-339-V75	568-339V	3 1/4	3 5/8	3/16	3.225	±.024	0.210	±.005	\$6.51
OR-340-V75	568-340V	3 3/8	3 3/4	3/16	3.350	±.024	0.210	±.005	\$6.80
OR-341-V75	568-341V	3 1/2	3 7/8	3/16	3.475	±.024	0.210	±.005	\$7.05
OR-342-V75	568-342V	3 5/8	4	3/16	3.600	±.028	0.210	±.005	\$7.30
OR-343-V75	568-343V	3 3/4	4 1/8	3/16	3.725	±.028	0.210	±.005	\$7.55
OR-344-V75	568-344V	3 7/8	4 1/4	3/16	3.850	±.028	0.210	±.005	\$7.80
OR-345-V75	568-345V	4	4 3/8	3/16	3.975	±.028	0.210	±.005	\$8.05
OR-346-V75	568-346V	4 1/8	4 1/2	3/16	4.100	±.028	0.210	±.005	\$8.30
OR-347-V75	568-347V	4 1/4	4 5/8	3/16	4.225	±.030	0.210	±.005	\$8.55
OR-348-V75	568-348V	4 3/8	4 3/4	3/16	4.350	±.030	0.210	±.005	\$8.80
OR-349-V75	568-349V	4 1/2	4 7/8	3/16	4.475	±.030	0.210	±.005	\$9.05
OR-350-V75	568-350V	4 5/8	5	3/16	4.600	±.030	0.210	±.005	\$9.32
OR-351-V75	568-351V	4 3/4	5 1/8	3/16	4.725	±.030	0.210	±.005	\$9.70
OR-352-V75	568-352V	4 7/8	5 1/4	3/16	4.850	±.030	0.210	±.005	\$10.07
OR-353-V75	568-353V	5	5 3/8	3/16	4.975	±.037	0.210	±.005	\$10.45
OR-354-V75	568-354V	5 1/8	5 1/2	3/16	5.100	±.037	0.210	±.005	\$10.82
OR-355-V75	568-355V	5 1/4	5 5/8	3/16	5.225	±.037	0.210	±.005	\$11.20
OR-356-V75	568-356V	5 3/8	5 3/4	3/16	5.350	±.037	0.210	±.005	\$11.57
OR-357-V75	568-357V	5 1/2	5 7/8	3/16	5.475	±.037	0.210	±.005	\$11.95
OR-358-V75	568-358V	5 5/8	6	3/16	5.600	±.037	0.210	±.005	\$12.32
OR-359-V75	568-359V	5 3/4	6 1/8	3/16	5.725	±.037	0.210	±.005	\$12.70
OR-360-V75	568-360V	5 7/8	6 1/4	3/16	5.850	±.037	0.210	±.005	\$13.11
OR-361-V75	568-361V	6	6 3/8	3/16	5.975	±.037	0.210	±.005	\$13.78
OR-362-V75	568-362V	6 1/4	6 5/8	3/16	6.225	±.040	0.210	±.005	\$14.45
OR-363-V75	568-363V	6 1/2	6 7/8	3/16	6.475	±.040	0.210	±.005	\$15.12
OR-364-V75	568-364V	6 3/4	7 1/8	3/16	6.725	±.040	0.210	±.005	\$15.79
OR-365-V75	568-365V	7	7 3/8	3/16	6.975	±.040	0.210	±.005	\$16.46




OR Profile

Static Seal

AS 568 Dash No. (2-XXX Series)	Reference	Nominal O-Ring Size (Reference Only)			Actual O-Ring Size per AS 568A				List Price
					Dimensions are in Inch				
		ID	OD	W	ID	Tolerance	W	Tolerance	
OR-366-V75	568-366V	7 1/4	7 5/8	3/16	7.225	±.045	0.210	±.005	\$17.13
OR-367-V75	568-367V	7 1/2	7 7/8	3/16	7.475	±.045	0.210	±.005	\$17.80
OR-368-V75	568-368V	7 3/4	8 1/8	3/16	7.725	±.045	0.210	±.005	\$18.47
OR-369-V75	568-369V	8	8 3/8	3/16	7.975	±.045	0.210	±.005	\$19.14
OR-370-V75	568-370V	8 1/4	8 5/8	3/16	8.225	±.050	0.210	±.005	\$19.87
OR-371-V75	568-371V	8 1/2	8 7/8	3/16	8.475	±.050	0.210	±.005	\$20.84
OR-372-V75	568-372V	8 3/4	9 1/8	3/16	8.725	±.050	0.210	±.005	\$21.80
OR-373-V75	568-373V	9	9 3/8	3/16	8.975	±.050	0.210	±.005	\$22.41
OR-374-V75	568-374V	9 1/4	9 5/8	3/16	9.225	±.055	0.210	±.005	\$22.95
OR-375-V75	568-375V	9 1/2	9 7/8	3/16	9.475	±.055	0.210	±.005	\$23.42
OR-376-V75	568-376V	9 3/4	10 1/8	3/16	9.725	±.055	0.210	±.005	\$23.74
OR-377-V75	568-377V	10	10 3/8	3/16	9.975	±.055	0.210	±.005	\$26.62
OR-378-V75	568-378V	10 1/2	10 7/8	3/16	10.475	±.060	0.210	±.005	\$27.59
OR-379-V75	568-379V	11	11 3/8	3/16	10.975	±.060	0.210	±.005	\$28.55
OR-380-V75	568-380V	11 1/2	11 7/8	3/16	11.475	±.065	0.210	±.005	\$29.61
OR-381-V75	568-381V	12	12 3/8	3/16	11.975	±.065	0.210	±.005	\$31.48
OR-382-V75	568-382V	13	13 3/8	3/16	12.975	±.065	0.210	±.005	\$33.86
OR-383-V75	568-383V	14	14 3/8	3/16	13.975	±.070	0.210	±.005	\$35.98
OR-384-V75	568-384V	15	15 3/8	3/16	14.975	±.070	0.210	±.005	\$38.10
OR-385-V75	568-385V	16	16 3/8	3/16	15.955	±.075	0.210	±.005	\$40.23
OR-386-V75	568-386V	17	17 3/8	3/16	16.955	±.080	0.210	±.005	\$42.35
OR-387-V75	568-387V	18	18 3/8	3/16	17.955	±.085	0.210	±.005	\$44.47
OR-388-V75	568-388V	19	19 3/8	3/16	18.955	±.090	0.210	±.005	\$46.30
OR-389-V75	568-389V	20	20 3/8	3/16	19.955	±.095	0.210	±.005	\$50.97
OR-390-V75	568-390V	21	21 3/8	3/16	20.955	±.095	0.210	±.005	\$55.64
OR-391-V75	568-391V	22	22 3/8	3/16	21.955	±.100	0.210	±.005	\$62.60
OR-392-V75	568-392V	23	23 3/8	3/16	22.940	±.105	0.210	±.005	\$69.95
OR-393-V75	568-393V	24	24 3/8	3/16	23.940	±.110	0.210	±.005	\$81.08
OR-394-V75	568-394V	25	25 3/8	3/16	24.940	±.115	0.210	±.005	\$85.77
OR-395-V75	568-395V	26	26 3/8	3/16	25.940	±.120	0.210	±.005	\$91.01
400 Series									
OR-400-V75	568-400V	1 3/8	1 7/8	1/4	1.225	±.012	0.275	±.006	\$5.87
OR-401-V75	568-401V	1 1/2	2	1/4	1.475	±.014	0.275	±.006	\$6.30
OR-402-V75	568-402V	1 5/8	2 1/8	1/4	1.600	±.015	0.275	±.006	\$6.99
OR-403-V75	568-403V	1 3/4	2 1/4	1/4	1.725	±.016	0.275	±.006	\$7.27




Static Seal



OR Profile

AS 568 Dash No. (2-XXX Series)	Reference	Nominal O-Ring Size (Reference Only)			Actual O-Ring Size per AS 568A				List Price
		ID	OD	W	Dimensions are in Inch				
					ID	Tolerance	W	Tolerance	
OR-404-V75	568-404V	1 7/8	2 3/8	1/4	1.850	±.016	0.275	±.006	\$7.55
OR-405-V75	568-405V	2	2 1/2	1/4	1.975	±.017	0.275	±.006	\$7.70
OR-406-V75	568-406V	2 1/8	2 5/8	1/4	2.100	±.018	0.275	±.006	\$7.83
OR-407-V75	568-407V	2 1/4	2 3/4	1/4	2.225	±.018	0.275	±.006	\$8.45
OR-408-V75	568-408V	2 3/8	2 7/8	1/4	2.350	±.020	0.275	±.006	\$8.72
OR-409-V75	568-409V	2 1/2	3	1/4	2.475	±.020	0.275	±.006	\$8.87
OR-410-V75	568-410V	2 5/8	3 1/8	1/4	2.600	±.020	0.275	±.006	\$8.95
OR-411-V75	568-411V	2 3/4	3 1/4	1/4	2.725	±.022	0.275	±.006	\$9.35
OR-412-V75	568-412V	2 7/8	3 3/8	1/4	2.850	±.022	0.275	±.006	\$9.74
OR-413-V75	568-413V	3	3 1/2	1/4	2.975	±.024	0.275	±.006	\$10.14
OR-414-V75	568-414V	3 1/8	3 5/8	1/4	3.100	±.024	0.275	±.006	\$10.53
OR-415-V75	568-415V	3 1/4	3 3/4	1/4	3.225	±.024	0.275	±.006	\$10.93
OR-416-V75	568-416V	3 3/8	3 7/8	1/4	3.350	±.026	0.275	±.006	\$11.33
OR-417-V75	568-417V	3 1/2	4	1/4	3.475	±.026	0.275	±.006	\$11.72
OR-418-V75	568-418V	3 5/8	4 1/8	1/4	3.600	±.026	0.275	±.006	\$12.12
OR-419-V75	568-419V	3 3/4	4 1/4	1/4	3.725	±.028	0.275	±.006	\$12.52
OR-420-V75	568-420V	3 7/8	4 3/8	1/4	3.850	±.028	0.275	±.006	\$12.95
OR-421-V75	568-421V	4	4 1/2	1/4	3.975	±.028	0.275	±.006	\$13.35
OR-422-V75	568-422V	4 1/8	4 5/8	1/4	4.100	±.030	0.275	±.006	\$13.74
OR-423-V75	568-423V	4 1/4	4 3/4	1/4	4.225	±.030	0.275	±.006	\$14.14
OR-424-V75	568-424V	4 3/8	4 7/8	1/4	4.350	±.030	0.275	±.006	\$14.53
OR-425-V75	568-425V	4 1/2	5	1/4	4.475	±.033	0.275	±.006	\$14.93
OR-426-V75	568-426V	4 5/8	5 1/8	1/4	4.600	±.033	0.275	±.006	\$15.33
OR-427-V75	568-427V	4 3/4	5 1/4	1/4	4.725	±.033	0.275	±.006	\$15.72
OR-428-V75	568-428V	4 7/8	5 3/8	1/4	4.850	±.033	0.275	±.006	\$16.12
OR-429-V75	568-429V	5	5 1/2	1/4	4.975	±.037	0.275	±.006	\$16.51
OR-430-V75	568-430V	5 1/8	5 5/8	1/4	5.100	±.037	0.275	±.006	\$16.95
OR-431-V75	568-431V	5 1/4	5 3/4	1/4	5.225	±.037	0.275	±.006	\$17.44
OR-432-V75	568-432V	5 3/8	5 7/8	1/4	5.350	±.037	0.275	±.006	\$17.94
OR-433-V75	568-433V	5 1/2	6	1/4	5.475	±.037	0.275	±.006	\$18.43
OR-434-V75	568-434V	5 5/8	6 1/8	1/4	5.600	±.037	0.275	±.006	\$18.92
OR-435-V75	568-435V	5 3/4	6 1/4	1/4	5.725	±.037	0.275	±.006	\$19.41
OR-436-V75	568-436V	5 7/8	6 3/8	1/4	5.850	±.037	0.275	±.006	\$19.91
OR-437-V75	568-437V	6	6 1/2	1/4	5.975	±.037	0.275	±.006	\$20.40
OR-438-V75	568-438V	6 1/4	6 3/4	1/4	6.225	±.040	0.275	±.006	\$20.89
OR-439-V75	568-439V	6 1/2	7	1/4	6.475	±.040	0.275	±.006	\$21.39
OR-440-V75	568-440V	6 3/4	7 1/4	1/4	6.725	±.040	0.275	±.006	\$21.71



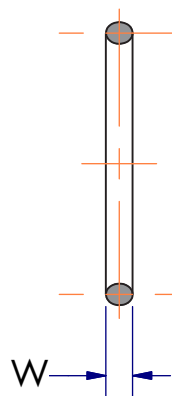
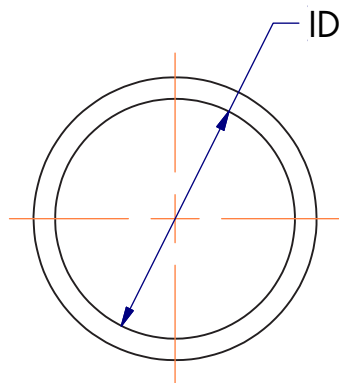
OR Profile

Static Seal

AS 568 Dash No. (2-XXX Series)	Reference	Nominal O-Ring Size (Reference Only)			Actual O-Ring Size per AS 568A				List Price
		ID	OD	W	Dimensions are in Inch				
					ID	Tolerance	W	Tolerance	
OR-441-V75	568-441V	7	7 1/2	1/4	6.975	±.040	0.275	±.006	\$23.74
OR-442-V75	568-442V	7 1/4	7 3/4	1/4	7.225	±.045	0.275	±.006	\$25.78
OR-443-V75	568-443V	7 1/2	8	1/4	7.475	±.045	0.275	±.006	\$27.81
OR-444-V75	568-444V	7 3/4	8 1/4	1/4	7.725	±.045	0.275	±.006	\$29.00
OR-445-V75	568-445V	8	8 1/2	1/4	7.975	±.045	0.275	±.006	\$30.23
OR-446-V75	568-446V	8 1/2	9	1/4	8.475	±.055	0.275	±.006	\$31.51
OR-447-V75	568-447V	9	9 1/2	1/4	8.975	±.055	0.275	±.006	\$31.77
OR-448-V75	568-448V	9 1/2	10	1/4	9.475	±.055	0.275	±.006	\$33.01
OR-449-V75	568-449V	10	10 1/2	1/4	9.975	±.055	0.275	±.006	\$37.27
OR-450-V75	568-450V	10 1/2	11	1/4	10.475	±.060	0.275	±.006	\$42.47
OR-451-V75	568-451V	11	11 1/2	1/4	10.975	±.060	0.275	±.006	\$44.39
OR-452-V75	568-452V	11 1/2	12	1/4	11.475	±.060	0.275	±.006	\$46.31
OR-453-V75	568-453V	12	12 1/2	1/4	11.975	±.060	0.275	±.006	\$48.24
OR-454-V75	568-454V	12 1/2	13	1/4	12.475	±.060	0.275	±.006	\$50.16
OR-455-V75	568-455V	13	13 1/2	1/4	12.975	±.060	0.275	±.006	\$52.08
OR-456-V75	568-456V	13 1/2	14	1/4	13.475	±.070	0.275	±.006	\$54.01
OR-457-V75	568-457V	14	14 1/2	1/4	13.975	±.070	0.275	±.006	\$56.04
OR-458-V75	568-458V	14 1/2	15	1/4	14.475	±.070	0.275	±.006	\$57.82
OR-459-V75	568-459V	15	15 1/2	1/4	14.975	±.070	0.275	±.006	\$59.78
OR-460-V75	568-460V	15 1/2	16	1/4	15.475	±.070	0.275	±.006	\$61.89
OR-461-V75	568-461V	16	16 1/2	1/4	15.955	±.075	0.275	±.006	\$64.06
OR-462-V75	568-462V	16 1/2	17	1/4	16.455	±.075	0.275	±.006	\$66.23
OR-463-V75	568-463V	17	17 1/2	1/4	16.955	±.080	0.275	±.006	\$68.40
OR-464-V75	568-464V	17 1/2	18	1/4	17.455	±.085	0.275	±.006	\$70.57
OR-465-V75	568-465V	18	18 1/2	1/4	17.955	±.085	0.275	±.006	\$72.73
OR-466-V75	568-466V	18 1/2	19	1/4	18.455	±.085	0.275	±.006	\$74.90
OR-467-V75	568-467V	19	19 1/2	1/4	18.955	±.090	0.275	±.006	\$77.07
OR-468-V75	568-468V	19 1/2	20	1/4	19.455	±.090	0.275	±.006	\$79.24
OR-469-V75	568-469V	20	20 1/2	1/4	19.955	±.090	0.275	±.006	\$81.41
OR-470-V75	568-470V	21	21 1/2	1/4	20.955	±.090	0.275	±.006	\$83.79
OR-471-V75	568-471V	22	22 1/2	1/4	21.955	±.100	0.275	±.006	\$91.41
OR-472-V75	568-472V	23	23 1/2	1/4	22.940	±.105	0.275	±.006	\$99.03
OR-473-V75	568-473V	24	24 1/2	1/4	23.940	±.110	0.275	±.006	\$106.65
OR-474-V75	568-474V	25	25 1/2	1/4	24.940	±.115	0.275	±.006	\$114.26
OR-475-V75	568-475V	26	26 1/2	1/4	25.940	±.120	0.275	±.006	\$121.88



Static Seal




Materials
O-Ring: FKM 90D

Operating Conditions
Temperature: -20° to 400°F
Pressure: 5,000 PSI

Standard AS 568A 90A Durometer FKM O-Ring designed for static industrial seal glands.
 Common material for higher temperature static sealing applications and boss fittings.
 Other material options and sizes may be available. Please contact customer service.

AS 568 Dash No. (2-XXX Series)	Reference	Nominal O-Ring Size (Reference Only)			Actual O-Ring Size per AS 568A				List Price
		ID	OD	W	Dimensions are in Inch				
					ID	Tolerance	W	Tolerance	
000 Series									
OR-001-V90	568-001-90DV	1/32	3/32	1/32	0.029	±.004	0.040	±.003	\$0.10
OR-002-V90	568-002-90DV	3/64	9/64	3/64	0.042	±.004	0.050	±.003	\$0.10
OR-003-V90	568-003-90DV	1/16	3/16	1/16	0.056	±.004	0.060	±.003	\$0.09
OR-004-V90	568-004-90DV	5/64	13/64	1/16	0.070	±.005	0.070	±.003	\$0.09
OR-005-V90	568-005-90DV	3/32	7/32	1/16	0.101	±.005	0.070	±.003	\$0.09
OR-006-V90	568-006-90DV	1/8	1/4	1/16	0.114	±.005	0.070	±.003	\$0.08
OR-007-V90	568-007-90DV	5/32	9/32	1/16	0.145	±.005	0.070	±.003	\$0.09
OR-008-V90	568-008-90DV	3/16	5/16	1/16	0.176	±.005	0.070	±.003	\$0.09
OR-009-V90	568-009-90DV	7/32	11/32	1/16	0.208	±.005	0.070	±.003	\$0.10
OR-010-V90	568-010-90DV	1/4	3/8	1/16	0.239	±.005	0.070	±.003	\$0.11
OR-011-V90	568-011-90DV	5/16	7/16	1/16	0.301	±.005	0.070	±.003	\$0.13
OR-012-V90	568-012-90DV	3/8	1/2	1/16	0.364	±.005	0.070	±.003	\$0.15
OR-013-V90	568-013-90DV	7/16	9/16	1/16	0.426	±.005	0.070	±.003	\$0.18
OR-014-V90	568-014-90DV	1/2	5/8	1/16	0.489	±.005	0.070	±.003	\$0.20
OR-015-V90	568-015-90DV	9/16	11/16	1/16	0.551	±.007	0.070	±.003	\$0.23
OR-016-V90	568-016-90DV	5/8	3/4	1/16	0.614	±.009	0.070	±.003	\$0.25
OR-017-V90	568-017-90DV	11/16	13/16	1/16	0.676	±.009	0.070	±.003	\$0.28
OR-018-V90	568-018-90DV	3/4	7/8	1/16	0.739	±.009	0.070	±.003	\$0.30
OR-019-V90	568-019-90DV	13/16	15/16	1/16	0.801	±.009	0.070	±.003	\$0.33
OR-020-V90	568-020-90DV	7/8	1	1/16	0.864	±.009	0.070	±.003	\$0.35




Static Seal

OR Profile

AS 568 Dash No. (2-XXX Series)	Reference	Nominal O-Ring Size (Reference Only)			Actual O-Ring Size per AS 568A				List Price
		ID	OD	W	Dimensions are in Inch				
					ID	Tolerance	W	Tolerance	
OR-021-V90	568-021-90DV	15/16	1 1/16	1/16	0.926	±.009	0.070	±.003	\$0.38
OR-022-V90	568-022-90DV	1	1 1/8	1/16	0.989	±.010	0.070	±.003	\$0.42
OR-023-V90	568-023-90DV	1 1/16	1 3/16	1/16	1.051	±.010	0.070	±.003	\$0.45
OR-024-V90	568-024-90DV	1 1/8	1 1/4	1/16	1.114	±.010	0.070	±.003	\$0.48
OR-025-V90	568-025-90DV	1 3/16	1 5/16	1/16	1.176	±.011	0.070	±.003	\$0.51
OR-026-V90	568-026-90DV	1 1/4	1 3/8	1/16	1.239	±.011	0.070	±.003	\$0.55
OR-027-V90	568-027-90DV	1 5/16	1 7/16	1/16	1.301	±.011	0.070	±.003	\$0.58
OR-028-V90	568-028-90DV	1 3/8	1 1/2	1/16	1.364	±.013	0.070	±.003	\$0.62
OR-029-V90	568-029-90DV	1 1/2	1 5/8	1/16	1.489	±.013	0.070	±.003	\$0.65
OR-030-V90	568-030-90DV	1 5/8	1 3/4	1/16	1.614	±.013	0.070	±.003	\$0.69
OR-031-V90	568-031-90DV	1 3/4	1 7/8	1/16	1.739	±.015	0.070	±.003	\$0.80
OR-032-V90	568-032-90DV	1 7/8	2	1/16	1.864	±.015	0.070	±.003	\$0.92
OR-033-V90	568-033-90DV	2	2 1/8	1/16	1.989	±.018	0.070	±.003	\$1.04
OR-034-V90	568-034-90DV	2 1/8	2 1/4	1/16	2.114	±.018	0.070	±.003	\$1.15
OR-035-V90	568-035-90DV	2 1/4	2 3/8	1/16	2.239	±.018	0.070	±.003	\$1.26
OR-036-V90	568-036-90DV	2 3/8	2 1/2	1/16	2.364	±.018	0.070	±.003	\$1.38
OR-037-V90	568-037-90DV	2 1/2	2 5/8	1/16	2.489	±.018	0.070	±.003	\$1.49
OR-038-V90	568-038-90DV	2 5/8	2 3/4	1/16	2.614	±.020	0.070	±.003	\$1.58
OR-039-V90	568-039-90DV	2 3/4	2 7/8	1/16	2.739	±.020	0.070	±.003	\$1.67
OR-040-V90	568-040-90DV	2 7/8	3	1/16	2.864	±.020	0.070	±.003	\$1.79
OR-041-V90	568-041-90DV	3	3 1/8	1/16	2.989	±.024	0.070	±.003	\$1.95
OR-042-V90	568-042-90DV	3 1/4	3 3/8	1/16	3.239	±.024	0.070	±.003	\$2.10
OR-043-V90	568-043-90DV	3 1/2	3 5/8	1/16	3.489	±.024	0.070	±.003	\$2.26
OR-044-V90	568-044-90DV	3 3/4	3 7/8	1/16	3.739	±.027	0.070	±.003	\$2.41
OR-045-V90	568-045-90DV	4	4 1/8	1/16	3.989	±.027	0.070	±.003	\$2.57
OR-046-V90	568-046-90DV	4 1/4	4 3/8	1/16	4.239	±.030	0.070	±.003	\$2.72
OR-047-V90	568-047-90DV	4 1/2	4 5/8	1/16	4.489	±.030	0.070	±.003	\$2.88
OR-048-V90	568-048-90DV	4 3/4	4 7/8	1/16	4.739	±.030	0.070	±.003	\$3.01
OR-049-V90	568-049-90DV	5	5 1/8	1/16	4.989	±.037	0.070	±.003	\$3.30
OR-050-V90	568-050-90DV	5 1/4	5 3/8	1/16	5.239	±.037	0.070	±.003	\$3.58
100 Series									
OR-102-V90	568-102-90DV	1/16	1/4	3/32	0.049	±.005	0.103	±.003	\$0.14
OR-103-V90	568-103-90DV	3/32	9/32	3/32	0.081	±.005	0.103	±.003	\$0.14
OR-104-V90	568-104-90DV	1/8	5/16	3/32	0.112	±.005	0.103	±.003	\$0.16
OR-105-V90	568-105-90DV	5/32	11/32	3/32	0.143	±.005	0.103	±.003	\$0.18




Static Seal



OR Profile

AS 568 Dash No. (2-XXX Series)	Reference	Nominal O-Ring Size (Reference Only)			Actual O-Ring Size per AS 568A				List Price
		Dimensions are in Inch							
		ID	OD	W	ID	Tolerance	W	Tolerance	
OR-106-V90	568-106-90DV	3/16	3/8	3/32	0.174	±.005	0.103	±.003	\$0.21
OR-107-V90	568-107-90DV	7/32	13/32	3/32	0.206	±.005	0.103	±.003	\$0.23
OR-108-V90	568-108-90DV	1/4	7/16	3/32	0.237	±.005	0.103	±.003	\$0.25
OR-109-V90	568-109-90DV	5/16	1/2	3/32	0.299	±.005	0.103	±.003	\$0.28
OR-110-V90	568-110-90DV	3/8	9/16	3/32	0.362	±.005	0.103	±.003	\$0.32
OR-111-V90	568-111-90DV	7/16	5/8	3/32	0.424	±.005	0.103	±.003	\$0.36
OR-112-V90	568-112-90DV	1/2	11/16	3/32	0.487	±.005	0.103	±.003	\$0.40
OR-113-V90	568-113-90DV	9/16	3/4	3/32	0.549	±.005	0.103	±.003	\$0.44
OR-114-V90	568-114-90DV	5/8	13/16	3/32	0.612	±.009	0.103	±.003	\$0.49
OR-115-V90	568-115-90DV	11/16	7/8	3/32	0.674	±.009	0.103	±.003	\$0.53
OR-116-V90	568-116-90DV	3/4	15/16	3/32	0.737	±.009	0.103	±.003	\$0.57
OR-117-V90	568-117-90DV	13/16	1	3/32	0.799	±.010	0.103	±.003	\$0.61
OR-118-V90	568-118-90DV	7/8	1 1/16	3/32	0.862	±.010	0.103	±.003	\$0.66
OR-119-V90	568-119-90DV	15/16	1 1/8	3/32	0.924	±.010	0.103	±.003	\$0.70
OR-120-V90	568-120-90DV	1	1 3/16	3/32	0.987	±.010	0.103	±.003	\$0.75
OR-121-V90	568-121-90DV	1 1/16	1 1/4	3/32	1.049	±.010	0.103	±.003	\$0.81
OR-122-V90	568-122-90DV	1 1/8	1 5/16	3/32	1.112	±.010	0.103	±.003	\$0.87
OR-123-V90	568-123-90DV	1 3/16	1 3/8	3/32	1.174	±.012	0.103	±.003	\$0.94
OR-124-V90	568-124-90DV	1 1/4	1 7/16	3/32	1.237	±.012	0.103	±.003	\$1.00
OR-125-V90	568-125-90DV	1 5/16	1 1/2	3/32	1.299	±.012	0.103	±.003	\$1.06
OR-126-V90	568-126-90DV	1 3/8	1 9/16	3/32	1.362	±.012	0.103	±.003	\$1.13
OR-127-V90	568-127-90DV	1 7/16	1 5/8	3/32	1.424	±.012	0.103	±.003	\$1.19
OR-128-V90	568-128-90DV	1 1/2	1 11/16	3/32	1.487	±.012	0.103	±.003	\$1.25
OR-129-V90	568-129-90DV	1 9/16	1 3/4	3/32	1.549	±.015	0.103	±.003	\$1.31
OR-130-V90	568-130-90DV	1 5/8	1 13/16	3/32	1.612	±.015	0.103	±.003	\$1.38
OR-131-V90	568-131-90DV	1 11/16	1 7/8	3/32	1.674	±.015	0.103	±.003	\$1.45
OR-132-V90	568-132-90DV	1 3/4	1 15/16	3/32	1.737	±.015	0.103	±.003	\$1.52
OR-133-V90	568-133-90DV	1 13/16	2	3/32	1.799	±.015	0.103	±.003	\$1.58
OR-134-V90	568-134-90DV	1 7/8	2 1/16	3/32	1.862	±.015	0.103	±.003	\$1.65
OR-135-V90	568-135-90DV	1 15/16	2 1/8	3/32	1.925	±.017	0.103	±.003	\$1.72
OR-136-V90	568-136-90DV	2	2 3/16	3/32	1.987	±.017	0.103	±.003	\$1.79
OR-137-V90	568-137-90DV	2 1/16	2 1/4	3/32	2.050	±.017	0.103	±.003	\$1.85
OR-138-V90	568-138-90DV	2 1/8	2 5/16	3/32	2.112	±.017	0.103	±.003	\$1.92
OR-139-V90	568-139-90DV	2 3/16	2 3/8	3/32	2.175	±.017	0.103	±.003	\$1.99
OR-140-V90	568-140-90DV	2 1/4	2 7/16	3/32	2.237	±.017	0.103	±.003	\$2.04




Static Seal

OR Profile

AS 568 Dash No. (2-XXX Series)	Reference	Nominal O-Ring Size (Reference Only)			Actual O-Ring Size per AS 568A				List Price
		Dimensions are in Inch							
		ID	OD	W	ID	Tolerance	W	Tolerance	
OR-141-V90	568-141-90DV	2 5/16	2 1/2	3/32	2.300	±.020	0.103	±.003	\$2.10
OR-142-V90	568-142-90DV	2 3/8	2 9/16	3/32	2.362	±.020	0.103	±.003	\$2.17
OR-143-V90	568-143-90DV	2 7/16	2 5/8	3/32	2.425	±.020	0.103	±.003	\$2.24
OR-144-V90	568-144-90DV	2 1/2	2 11/16	3/32	2.487	±.020	0.103	±.003	\$2.30
OR-145-V90	568-145-90DV	2 9/16	2 3/4	3/32	2.550	±.020	0.103	±.003	\$2.37
OR-146-V90	568-146-90DV	2 5/8	2 13/16	3/32	2.612	±.020	0.103	±.003	\$2.43
OR-147-V90	568-147-90DV	2 11/16	2 7/8	3/32	2.675	±.022	0.103	±.003	\$2.50
OR-148-V90	568-148-90DV	2 3/4	2 15/16	3/32	2.737	±.022	0.103	±.003	\$2.57
OR-149-V90	568-149-90DV	2 13/16	3	3/32	2.800	±.022	0.103	±.003	\$2.64
OR-150-V90	568-150-90DV	2 7/8	3 1/16	3/32	2.862	±.022	0.103	±.003	\$2.73
OR-151-V90	568-151-90DV	3	3 3/16	3/32	2.987	±.024	0.103	±.003	\$2.88
OR-152-V90	568-152-90DV	3 1/4	3 7/16	3/32	3.237	±.024	0.103	±.003	\$3.03
OR-153-V90	568-153-90DV	3 1/2	3 11/16	3/32	3.487	±.024	0.103	±.003	\$3.28
OR-154-V90	568-154-90DV	3 3/4	3 15/16	3/32	3.737	±.028	0.103	±.003	\$3.52
OR-155-V90	568-155-90DV	4	4 3/16	3/32	3.987	±.028	0.103	±.003	\$3.77
OR-156-V90	568-156-90DV	4 1/4	4 7/16	3/32	4.237	±.030	0.103	±.003	\$4.01
OR-157-V90	568-157-90DV	4 1/2	4 11/16	3/32	4.487	±.030	0.103	±.003	\$4.26
OR-158-V90	568-158-90DV	4 3/4	4 15/16	3/32	4.737	±.030	0.103	±.003	\$4.50
OR-159-V90	568-159-90DV	5	5 3/16	3/32	4.987	±.035	0.103	±.003	\$4.75
OR-160-V90	568-160-90DV	5 1/4	5 7/16	3/32	5.237	±.035	0.103	±.003	\$5.04
OR-161-V90	568-161-90DV	5 1/2	5 11/16	3/32	5.487	±.035	0.103	±.003	\$5.32
OR-162-V90	568-162-90DV	5 3/4	5 15/16	3/32	5.737	±.035	0.103	±.003	\$5.61
OR-163-V90	568-163-90DV	6	6 3/16	3/32	5.987	±.035	0.103	±.003	\$5.89
OR-164-V90	568-164-90DV	6 1/4	6 7/16	3/32	6.237	±.040	0.103	±.003	\$6.17
OR-165-V90	568-165-90DV	6 1/2	6 11/16	3/32	6.487	±.040	0.103	±.003	\$6.45
OR-166-V90	568-166-90DV	6 3/4	6 15/16	3/32	6.737	±.040	0.103	±.003	\$6.73
OR-167-V90	568-167-90DV	7	7 3/16	3/32	6.987	±.040	0.103	±.003	\$6.96
OR-168-V90	568-168-90DV	7 1/4	7 7/16	3/32	7.237	±.045	0.103	±.003	\$7.76
OR-169-V90	568-169-90DV	7 1/2	7 11/16	3/32	7.487	±.045	0.103	±.003	\$8.56
OR-170-V90	568-170-90DV	7 3/4	7 15/16	3/32	7.737	±.045	0.103	±.003	\$9.45
OR-171-V90	568-171-90DV	8	8 3/16	3/32	7.987	±.045	0.103	±.003	\$10.24
OR-172-V90	568-172-90DV	8 1/4	8 7/16	3/32	8.237	±.050	0.103	±.003	\$10.82
OR-173-V90	568-173-90DV	8 1/2	8 11/16	3/32	8.487	±.050	0.103	±.003	\$10.90
OR-174-V90	568-174-90DV	8 3/4	8 15/16	3/32	8.737	±.050	0.103	±.003	\$11.27
OR-175-V90	568-175-90DV	9	9 3/16	3/32	8.987	±.050	0.103	±.003	\$11.77




Static Seal



OR Profile

AS 568 Dash No. (2-XXX Series)	Reference	Nominal O-Ring Size (Reference Only)			Actual O-Ring Size per AS 568A				List Price
		Dimensions are in Inch							
		ID	OD	W	ID	Tolerance	W	Tolerance	
OR-176-V90	568-176-90DV	9 1/4	9 7/16	3/32	9.237	±.055	0.103	±.003	\$12.27
OR-177-V90	568-177-90DV	9 1/2	9 11/16	3/32	9.487	±.055	0.103	±.003	\$12.77
OR-178-V90	568-178-90DV	9 3/4	9 15/16	3/32	9.737	±.055	0.103	±.003	\$13.28
200 Series									
OR-201-V90	568-201-90DV	3/16	7/16	1/8	0.171	±.005	0.139	±.004	\$0.33
OR-202-V90	568-202-90DV	1/4	1/2	1/8	0.234	±.005	0.139	±.004	\$0.39
OR-203-V90	568-203-90DV	5/16	9/16	1/8	0.296	±.005	0.139	±.004	\$0.44
OR-204-V90	568-204-90DV	3/8	5/8	1/8	0.359	±.005	0.139	±.004	\$0.51
OR-205-V90	568-205-90DV	7/16	11/16	1/8	0.421	±.005	0.139	±.004	\$0.57
OR-206-V90	568-206-90DV	1/2	3/4	1/8	0.484	±.005	0.139	±.004	\$0.63
OR-207-V90	568-207-90DV	9/16	13/16	1/8	0.546	±.007	0.139	±.004	\$0.69
OR-208-V90	568-208-90DV	5/8	7/8	1/8	0.609	±.009	0.139	±.004	\$0.75
OR-209-V90	568-209-90DV	11/16	15/16	1/8	0.671	±.009	0.139	±.004	\$0.81
OR-210-V90	568-210-90DV	3/4	1	1/8	0.734	±.010	0.139	±.004	\$0.88
OR-211-V90	568-211-90DV	13/16	1 1/16	1/8	0.796	±.010	0.139	±.004	\$0.95
OR-212-V90	568-212-90DV	7/8	1 1/8	1/8	0.859	±.010	0.139	±.004	\$1.02
OR-213-V90	568-213-90DV	15/16	1 3/16	1/8	0.921	±.010	0.139	±.004	\$1.10
OR-214-V90	568-214-90DV	1	1 1/4	1/8	0.984	±.010	0.139	±.004	\$1.17
OR-215-V90	568-215-90DV	1 1/16	1 5/16	1/8	1.046	±.010	0.139	±.004	\$1.25
OR-216-V90	568-216-90DV	1 1/8	1 3/8	1/8	1.109	±.012	0.139	±.004	\$1.32
OR-217-V90	568-217-90DV	1 3/16	1 7/16	1/8	1.171	±.012	0.139	±.004	\$1.40
OR-218-V90	568-218-90DV	1 1/4	1 1/2	1/8	1.234	±.012	0.139	±.004	\$1.47
OR-219-V90	568-219-90DV	1 5/16	1 9/16	1/8	1.296	±.012	0.139	±.004	\$1.54
OR-220-V90	568-220-90DV	1 3/8	1 5/8	1/8	1.359	±.012	0.139	±.004	\$1.61
OR-221-V90	568-221-90DV	1 7/16	1 11/16	1/8	1.421	±.012	0.139	±.004	\$1.76
OR-222-V90	568-222-90DV	1 1/2	1 3/4	1/8	1.484	±.015	0.139	±.004	\$1.91
OR-223-V90	568-223-90DV	1 5/8	1 7/8	1/8	1.609	±.015	0.139	±.004	\$2.06
OR-224-V90	568-224-90DV	1 3/4	2	1/8	1.734	±.015	0.139	±.004	\$2.21
OR-225-V90	568-225-90DV	1 7/8	2 1/8	1/8	1.859	±.018	0.139	±.004	\$2.35
OR-226-V90	568-226-90DV	2	2 1/4	1/8	1.984	±.018	0.139	±.004	\$2.51
OR-227-V90	568-227-90DV	2 1/16	2 5/16	1/8	2.109	±.018	0.139	±.004	\$2.65
OR-228-V90	568-228-90DV	2 1/4	2 1/2	1/8	2.234	±.020	0.139	±.004	\$2.80
OR-229-V90	568-229-90DV	2 3/8	2 5/8	1/8	2.359	±.020	0.139	±.004	\$2.95
OR-230-V90	568-230-90DV	2 1/2	2 3/4	1/8	2.484	±.020	0.139	±.004	\$3.13
OR-231-V90	568-231-90DV	2 5/8	2 7/8	1/8	2.609	±.020	0.139	±.004	\$3.29




Static Seal

OR Profile


AS 568 Dash No. (2-XXX Series)	Reference	Nominal O-Ring Size (Reference Only)			Actual O-Ring Size per AS 568A				List Price
		ID	OD	W	Dimensions are in Inch				
					ID	Tolerance	W	Tolerance	
OR-232-V90	568-232-90DV	2 3/4	3	1/8	2.734	±.024	0.139	±.004	\$3.45
OR-233-V90	568-233-90DV	2 7/8	3 1/8	1/8	2.859	±.024	0.139	±.004	\$3.61
OR-234-V90	568-234-90DV	3	3 1/4	1/8	2.984	±.024	0.139	±.004	\$3.77
OR-235-V90	568-235-90DV	3 1/8	3 3/8	1/8	3.109	±.024	0.139	±.004	\$3.92
OR-236-V90	568-236-90DV	3 1/4	3 1/2	1/8	3.234	±.024	0.139	±.004	\$4.08
OR-237-V90	568-237-90DV	3 3/8	3 5/8	1/8	3.359	±.024	0.139	±.004	\$4.24
OR-238-V90	568-238-90DV	3 1/2	3 3/4	1/8	3.484	±.024	0.139	±.004	\$4.40
OR-239-V90	568-239-90DV	3 5/8	3 7/8	1/8	3.609	±.028	0.139	±.004	\$4.56
OR-240-V90	568-240-90DV	3 3/4	4	1/8	3.734	±.028	0.139	±.004	\$4.73
OR-241-V90	568-241-90DV	3 7/8	4 1/8	1/8	3.859	±.028	0.139	±.004	\$4.93
OR-242-V90	568-242-90DV	4	4 1/4	1/8	3.984	±.028	0.139	±.004	\$5.12
OR-243-V90	568-243-90DV	4 1/8	4 3/8	1/8	4.109	±.028	0.139	±.004	\$5.32
OR-244-V90	568-244-90DV	4 1/4	4 1/2	1/8	4.234	±.030	0.139	±.004	\$5.51
OR-245-V90	568-245-90DV	4 3/8	4 5/8	1/8	4.359	±.030	0.139	±.004	\$5.70
OR-246-V90	568-246-90DV	4 1/2	4 3/4	1/8	4.484	±.030	0.139	±.004	\$5.89
OR-247-V90	568-247-90DV	4 5/8	4 7/8	1/8	4.609	±.030	0.139	±.004	\$6.09
OR-248-V90	568-248-90DV	4 3/4	5	1/8	4.734	±.030	0.139	±.004	\$6.28
OR-249-V90	568-249-90DV	4 7/8	5 1/8	1/8	4.859	±.035	0.139	±.004	\$6.47
OR-250-V90	568-250-90DV	5	5 1/4	1/8	4.984	±.035	0.139	±.004	\$6.69
OR-251-V90	568-251-90DV	5 1/8	5 3/8	1/8	5.109	±.035	0.139	±.004	\$6.88
OR-252-V90	568-252-90DV	5 1/4	5 1/2	1/8	5.234	±.035	0.139	±.004	\$7.07
OR-253-V90	568-253-90DV	5 3/8	5 5/8	1/8	5.359	±.035	0.139	±.004	\$7.26
OR-254-V90	568-254-90DV	5 1/2	5 3/4	1/8	5.484	±.035	0.139	±.004	\$7.46
OR-255-V90	568-255-90DV	5 5/8	5 7/8	1/8	5.609	±.035	0.139	±.004	\$7.65
OR-256-V90	568-256-90DV	5 3/4	6	1/8	5.734	±.035	0.139	±.004	\$7.84
OR-257-V90	568-257-90DV	5 7/8	6 1/8	1/8	5.859	±.035	0.139	±.004	\$8.03
OR-258-V90	568-258-90DV	6	6 1/4	1/8	5.984	±.035	0.139	±.004	\$8.23
OR-259-V90	568-259-90DV	6 1/4	6 1/2	1/8	6.234	±.040	0.139	±.004	\$8.42
OR-260-V90	568-260-90DV	6 1/2	6 3/4	1/8	6.484	±.040	0.139	±.004	\$8.63
OR-261-V90	568-261-90DV	6 3/4	7	1/8	6.734	±.040	0.139	±.004	\$9.33
OR-262-V90	568-262-90DV	7	7 1/4	1/8	6.984	±.040	0.139	±.004	\$10.02
OR-263-V90	568-263-90DV	7 1/4	7 1/2	1/8	7.234	±.045	0.139	±.004	\$10.71
OR-264-V90	568-264-90DV	7 1/2	7 3/4	1/8	7.484	±.045	0.139	±.004	\$11.32
OR-265-V90	568-265-90DV	7 3/4	8	1/8	7.734	±.045	0.139	±.004	\$11.62
OR-266-V90	568-266-90DV	8	8 1/4	1/8	7.984	±.045	0.139	±.004	\$12.07

Static Seal



OR Profile

AS 568 Dash No. (2-XXX Series)	Reference	Nominal O-Ring Size (Reference Only)			Actual O-Ring Size per AS 568A				List Price
		ID	OD	W	Dimensions are in Inch				
					ID	Tolerance	W	Tolerance	
OR-267-V90	568-267-90DV	8 1/4	8 1/2	1/8	8.234	±.050	0.139	±.004	\$12.52
OR-268-V90	568-268-90DV	8 1/2	8 3/4	1/8	8.484	±.050	0.139	±.004	\$13.22
OR-269-V90	568-269-90DV	8 3/4	9	1/8	8.734	±.050	0.139	±.004	\$13.93
OR-270-V90	568-270-90DV	9	9 1/4	1/8	8.984	±.050	0.139	±.004	\$14.78
OR-271-V90	568-271-90DV	9 1/4	9 1/2	1/8	9.234	±.055	0.139	±.004	\$15.63
OR-272-V90	568-272-90DV	9 1/2	9 3/4	1/8	9.484	±.055	0.139	±.004	\$16.48
OR-273-V90	568-273-90DV	9 3/4	10	1/8	9.734	±.055	0.139	±.004	\$17.33
OR-274-V90	568-274-90DV	10	10 1/4	1/8	9.984	±.055	0.139	±.004	\$18.03
OR-275-V90	568-275-90DV	10 1/2	10 3/4	1/8	10.484	±.055	0.139	±.004	\$19.20
OR-276-V90	568-276-90DV	11	11 1/4	1/8	10.984	±.065	0.139	±.004	\$20.37
OR-277-V90	568-277-90DV	11 1/2	11 3/4	1/8	11.484	±.065	0.139	±.004	\$21.54
OR-278-V90	568-278-90DV	12	12 1/4	1/8	11.984	±.065	0.139	±.004	\$22.71
OR-279-V90	568-279-90DV	13	13 1/4	1/8	12.984	±.065	0.139	±.004	\$23.88
OR-280-V90	568-280-90DV	14	14 1/4	1/8	13.984	±.065	0.139	±.004	\$25.30
OR-281-V90	568-281-90DV	15	15 1/4	1/8	14.984	±.065	0.139	±.004	\$27.05
OR-282-V90	568-282-90DV	16	16 1/4	1/8	15.955	±.075	0.139	±.004	\$28.30
OR-283-V90	568-283-90DV	17	17 1/4	1/8	16.955	±.080	0.139	±.004	\$29.56
OR-284-V90	568-284-90DV	18	18 1/4	1/8	17.955	±.085	0.139	±.004	\$30.81
300 Series									
OR-309-V90	568-309-90DV	7/16	13/16	3/16	0.412	±.005	0.210	±.005	\$1.44
OR-310-V90	568-310-90DV	1/2	7/8	3/16	0.475	±.005	0.210	±.005	\$1.59
OR-311-V90	568-311-90DV	9/16	15/16	3/16	0.537	±.007	0.210	±.005	\$1.74
OR-312-V90	568-312-90DV	5/8	1	3/16	0.600	±.009	0.210	±.005	\$1.88
OR-313-V90	568-313-90DV	11/16	1 1/16	3/16	0.662	±.009	0.210	±.005	\$2.03
OR-314-V90	568-314-90DV	3/4	1 1/8	3/16	0.725	±.010	0.210	±.005	\$2.18
OR-315-V90	568-315-90DV	13/16	1 3/16	3/16	0.787	±.010	0.210	±.005	\$2.33
OR-316-V90	568-316-90DV	7/8	1 1/4	3/16	0.850	±.010	0.210	±.005	\$2.47
OR-317-V90	568-317-90DV	15/16	1 5/16	3/16	0.912	±.010	0.210	±.005	\$2.62
OR-318-V90	568-318-90DV	1	1 3/8	3/16	0.975	±.010	0.210	±.005	\$2.77
OR-319-V90	568-319-90DV	1 1/16	1 7/16	3/16	1.037	±.010	0.210	±.005	\$2.92
OR-320-V90	568-320-90DV	1 1/8	1 1/2	3/16	1.100	±.012	0.210	±.005	\$3.08
OR-321-V90	568-321-90DV	1 3/16	1 9/16	3/16	1.162	±.012	0.210	±.005	\$3.29
OR-322-V90	568-322-90DV	1 1/4	1 5/8	3/16	1.225	±.012	0.210	±.005	\$3.51
OR-323-V90	568-323-90DV	1 5/16	1 11/16	3/16	1.287	±.012	0.210	±.005	\$3.73
OR-324-V90	568-324-90DV	1 3/8	1 3/4	3/16	1.350	±.012	0.210	±.005	\$3.94




Static Seal

OR Profile

AS 568 Dash No. (2-XXX Series)	Reference	Nominal O-Ring Size (Reference Only)			Actual O-Ring Size per AS 568A				List Price
		ID	OD	W	Dimensions are in Inch				
					ID	Tolerance	W	Tolerance	
OR-325-V90	568-325-90DV	1 1/2	1 7/8	3/16	1.475	±.015	0.210	±.005	\$4.13
OR-326-V90	568-326-90DV	1 5/8	2	3/16	1.600	±.015	0.210	±.005	\$4.48
OR-327-V90	568-327-90DV	1 3/4	2 1/8	3/16	1.725	±.015	0.210	±.005	\$4.72
OR-328-V90	568-328-90DV	1 7/8	2 1/4	3/16	1.850	±.015	0.210	±.005	\$4.96
OR-329-V90	568-329-90DV	2	2 3/8	3/16	1.975	±.018	0.210	±.005	\$5.20
OR-330-V90	568-330-90DV	2 1/8	2 1/2	3/16	2.100	±.018	0.210	±.005	\$5.44
OR-331-V90	568-331-90DV	2 1/4	2 5/8	3/16	2.225	±.018	0.210	±.005	\$5.71
OR-332-V90	568-332-90DV	2 3/8	2 3/4	3/16	2.350	±.018	0.210	±.005	\$5.99
OR-333-V90	568-333-90DV	2 1/2	2 7/8	3/16	2.475	±.020	0.210	±.005	\$6.25
OR-334-V90	568-334-90DV	2 5/8	3	3/16	2.600	±.020	0.210	±.005	\$6.53
OR-335-V90	568-335-90DV	2 3/4	3 1/8	3/16	2.725	±.020	0.210	±.005	\$6.80
OR-336-V90	568-336-90DV	2 7/8	3 1/4	3/16	2.850	±.020	0.210	±.005	\$7.07
OR-337-V90	568-337-90DV	3	3 3/8	3/16	2.975	±.024	0.210	±.005	\$7.34
OR-338-V90	568-338-90DV	3 1/8	3 1/2	3/16	3.100	±.024	0.210	±.005	\$7.61
OR-339-V90	568-339-90DV	3 1/4	3 5/8	3/16	3.225	±.024	0.210	±.005	\$7.88
OR-340-V90	568-340-90DV	3 3/8	3 3/4	3/16	3.350	±.024	0.210	±.005	\$8.23
OR-341-V90	568-341-90DV	3 1/2	3 7/8	3/16	3.475	±.024	0.210	±.005	\$8.53
OR-342-V90	568-342-90DV	3 5/8	4	3/16	3.600	±.028	0.210	±.005	\$8.83
OR-343-V90	568-343-90DV	3 3/4	4 1/8	3/16	3.725	±.028	0.210	±.005	\$9.14
OR-344-V90	568-344-90DV	3 7/8	4 1/4	3/16	3.850	±.028	0.210	±.005	\$9.44
OR-345-V90	568-345-90DV	4	4 3/8	3/16	3.975	±.028	0.210	±.005	\$9.74
OR-346-V90	568-346-90DV	4 1/8	4 1/2	3/16	4.100	±.028	0.210	±.005	\$10.04
OR-347-V90	568-347-90DV	4 1/4	4 5/8	3/16	4.225	±.030	0.210	±.005	\$10.34
OR-348-V90	568-348-90DV	4 3/8	4 3/4	3/16	4.350	±.030	0.210	±.005	\$10.65
OR-349-V90	568-349-90DV	4 1/2	4 7/8	3/16	4.475	±.030	0.210	±.005	\$10.95
OR-350-V90	568-350-90DV	4 5/8	5	3/16	4.600	±.030	0.210	±.005	\$11.28
OR-351-V90	568-351-90DV	4 3/4	5 1/8	3/16	4.725	±.030	0.210	±.005	\$11.73
OR-352-V90	568-352-90DV	4 7/8	5 1/4	3/16	4.850	±.030	0.210	±.005	\$12.19
OR-353-V90	568-353-90DV	5	5 3/8	3/16	4.975	±.037	0.210	±.005	\$12.64
OR-354-V90	568-354-90DV	5 1/8	5 1/2	3/16	5.100	±.037	0.210	±.005	\$13.10
OR-355-V90	568-355-90DV	5 1/4	5 5/8	3/16	5.225	±.037	0.210	±.005	\$13.55
OR-356-V90	568-356-90DV	5 3/8	5 3/4	3/16	5.350	±.037	0.210	±.005	\$14.00
OR-357-V90	568-357-90DV	5 1/2	5 7/8	3/16	5.475	±.037	0.210	±.005	\$14.46
OR-358-V90	568-358-90DV	5 5/8	6	3/16	5.600	±.037	0.210	±.005	\$14.91
OR-359-V90	568-359-90DV	5 3/4	6 1/8	3/16	5.725	±.037	0.210	±.005	\$15.36




Static Seal



OR Profile

AS 568 Dash No. (2-XXX Series)	Reference	Nominal O-Ring Size (Reference Only)			Actual O-Ring Size per AS 568A				List Price
		ID	OD	W	Dimensions are in Inch				
					ID	Tolerance	W	Tolerance	
OR-360-V90	568-360-90DV	5 7/8	6 1/4	3/16	5.850	±.037	0.210	±.005	\$15.87
OR-361-V90	568-361-90DV	6	6 3/8	3/16	5.975	±.037	0.210	±.005	\$16.68
OR-362-V90	568-362-90DV	6 1/4	6 5/8	3/16	6.225	±.040	0.210	±.005	\$17.49
OR-363-V90	568-363-90DV	6 1/2	6 7/8	3/16	6.475	±.040	0.210	±.005	\$18.30
OR-364-V90	568-364-90DV	6 3/4	7 1/8	3/16	6.725	±.040	0.210	±.005	\$19.11
OR-365-V90	568-365-90DV	7	7 3/8	3/16	6.975	±.040	0.210	±.005	\$19.92
OR-366-V90	568-366-90DV	7 1/4	7 5/8	3/16	7.225	±.045	0.210	±.005	\$20.73
OR-367-V90	568-367-90DV	7 1/2	7 7/8	3/16	7.475	±.045	0.210	±.005	\$21.54
OR-368-V90	568-368-90DV	7 3/4	8 1/8	3/16	7.725	±.045	0.210	±.005	\$22.34
OR-369-V90	568-369-90DV	8	8 3/8	3/16	7.975	±.045	0.210	±.005	\$23.15
OR-370-V90	568-370-90DV	8 1/4	8 5/8	3/16	8.225	±.050	0.210	±.005	\$24.04
OR-371-V90	568-371-90DV	8 1/2	8 7/8	3/16	8.475	±.050	0.210	±.005	\$25.21
OR-372-V90	568-372-90DV	8 3/4	9 1/8	3/16	8.725	±.050	0.210	±.005	\$26.38
OR-373-V90	568-373-90DV	9	9 3/8	3/16	8.975	±.050	0.210	±.005	\$27.12
OR-374-V90	568-374-90DV	9 1/4	9 5/8	3/16	9.225	±.055	0.210	±.005	\$27.77
OR-375-V90	568-375-90DV	9 1/2	9 7/8	3/16	9.475	±.055	0.210	±.005	\$28.33
OR-376-V90	568-376-90DV	9 3/4	10 1/8	3/16	9.725	±.055	0.210	±.005	\$28.73
OR-377-V90	568-377-90DV	10	10 3/8	3/16	9.975	±.055	0.210	±.005	\$32.21
OR-378-V90	568-378-90DV	10 1/2	10 7/8	3/16	10.475	±.060	0.210	±.005	\$33.38
OR-379-V90	568-379-90DV	11	11 3/8	3/16	10.975	±.060	0.210	±.005	\$34.54
OR-380-V90	568-380-90DV	11 1/2	11 7/8	3/16	11.475	±.065	0.210	±.005	\$35.83
OR-381-V90	568-381-90DV	12	12 3/8	3/16	11.975	±.065	0.210	±.005	\$38.09
OR-382-V90	568-382-90DV	13	13 3/8	3/16	12.975	±.065	0.210	±.005	\$40.97
OR-383-V90	568-383-90DV	14	14 3/8	3/16	13.975	±.070	0.210	±.005	\$43.54
OR-384-V90	568-384-90DV	15	15 3/8	3/16	14.975	±.070	0.210	±.005	\$46.11
OR-385-V90	568-385-90DV	16	16 3/8	3/16	15.955	±.075	0.210	±.005	\$48.67
OR-386-V90	568-386-90DV	17	17 3/8	3/16	16.955	±.080	0.210	±.005	\$51.24
OR-387-V90	568-387-90DV	18	18 3/8	3/16	17.955	±.085	0.210	±.005	\$53.81
OR-388-V90	568-388-90DV	19	19 3/8	3/16	18.955	±.090	0.210	±.005	\$56.03
OR-389-V90	568-389-90DV	20	20 3/8	3/16	19.955	±.095	0.210	±.005	\$61.68
OR-390-V90	568-390-90DV	21	21 3/8	3/16	20.955	±.095	0.210	±.005	\$67.33
OR-391-V90	568-391-90DV	22	22 3/8	3/16	21.955	±.100	0.210	±.005	\$75.74
OR-392-V90	568-392-90DV	23	23 3/8	3/16	22.940	±.105	0.210	±.005	\$84.64
OR-393-V90	568-393-90DV	24	24 3/8	3/16	23.940	±.110	0.210	±.005	\$98.10
OR-394-V90	568-394-90DV	25	25 3/8	3/16	24.940	±.115	0.210	±.005	\$103.78




Static Seal

OR Profile

AS 568 Dash No. (2-XXX Series)	Reference	Nominal O-Ring Size (Reference Only)			Actual O-Ring Size per AS 568A				List Price
		Dimensions are in Inch							
		ID	OD	W	ID	Tolerance	W	Tolerance	
OR-395-V90	568-395-90DV	26	26 3/8	3/16	25.940	±.120	0.210	±.005	\$110.13
400 Series									
OR-400-V90	568-400-90DV	1 3/8	1 7/8	1/4	1.225	±.012	0.275	±.006	\$7.11
OR-401-V90	568-401-90DV	1 1/2	2	1/4	1.475	±.014	0.275	±.006	\$7.62
OR-402-V90	568-402-90DV	1 5/8	2 1/8	1/4	1.600	±.015	0.275	±.006	\$8.46
OR-403-V90	568-403-90DV	1 3/4	2 1/4	1/4	1.725	±.016	0.275	±.006	\$8.80
OR-404-V90	568-404-90DV	1 7/8	2 3/8	1/4	1.850	±.016	0.275	±.006	\$9.14
OR-405-V90	568-405-90DV	2	2 1/2	1/4	1.975	±.017	0.275	±.006	\$9.32
OR-406-V90	568-406-90DV	2 1/8	2 5/8	1/4	2.100	±.018	0.275	±.006	\$9.47
OR-407-V90	568-407-90DV	2 1/4	2 3/4	1/4	2.225	±.018	0.275	±.006	\$10.23
OR-408-V90	568-408-90DV	2 3/8	2 7/8	1/4	2.350	±.020	0.275	±.006	\$10.56
OR-409-V90	568-409-90DV	2 1/2	3	1/4	2.475	±.020	0.275	±.006	\$10.73
OR-410-V90	568-410-90DV	2 5/8	3 1/8	1/4	2.600	±.020	0.275	±.006	\$10.83
OR-411-V90	568-411-90DV	2 3/4	3 1/4	1/4	2.725	±.022	0.275	±.006	\$11.31
OR-412-V90	568-412-90DV	2 7/8	3 3/8	1/4	2.850	±.022	0.275	±.006	\$11.79
OR-413-V90	568-413-90DV	3	3 1/2	1/4	2.975	±.024	0.275	±.006	\$12.27
OR-414-V90	568-414-90DV	3 1/8	3 5/8	1/4	3.100	±.024	0.275	±.006	\$12.75
OR-415-V90	568-415-90DV	3 1/4	3 3/4	1/4	3.225	±.024	0.275	±.006	\$13.22
OR-416-V90	568-416-90DV	3 3/8	3 7/8	1/4	3.350	±.026	0.275	±.006	\$13.71
OR-417-V90	568-417-90DV	3 1/2	4	1/4	3.475	±.026	0.275	±.006	\$14.18
OR-418-V90	568-418-90DV	3 5/8	4 1/8	1/4	3.600	±.026	0.275	±.006	\$14.66
OR-419-V90	568-419-90DV	3 3/4	4 1/4	1/4	3.725	±.028	0.275	±.006	\$15.14
OR-420-V90	568-420-90DV	3 7/8	4 3/8	1/4	3.850	±.028	0.275	±.006	\$15.67
OR-421-V90	568-421-90DV	4	4 1/2	1/4	3.975	±.028	0.275	±.006	\$16.15
OR-422-V90	568-422-90DV	4 1/8	4 5/8	1/4	4.100	±.030	0.275	±.006	\$16.63
OR-423-V90	568-423-90DV	4 1/4	4 3/4	1/4	4.225	±.030	0.275	±.006	\$17.11
OR-424-V90	568-424-90DV	4 3/8	4 7/8	1/4	4.350	±.030	0.275	±.006	\$17.58
OR-425-V90	568-425-90DV	4 1/2	5	1/4	4.475	±.033	0.275	±.006	\$18.06
OR-426-V90	568-426-90DV	4 5/8	5 1/8	1/4	4.600	±.033	0.275	±.006	\$18.55
OR-427-V90	568-427-90DV	4 3/4	5 1/4	1/4	4.725	±.033	0.275	±.006	\$19.02
OR-428-V90	568-428-90DV	4 7/8	5 3/8	1/4	4.850	±.033	0.275	±.006	\$19.50
OR-429-V90	568-429-90DV	5	5 1/2	1/4	4.975	±.037	0.275	±.006	\$19.98
OR-430-V90	568-430-90DV	5 1/8	5 5/8	1/4	5.100	±.037	0.275	±.006	\$20.51
OR-431-V90	568-431-90DV	5 1/4	5 3/4	1/4	5.225	±.037	0.275	±.006	\$21.10
OR-432-V90	568-432-90DV	5 3/8	5 7/8	1/4	5.350	±.037	0.275	±.006	\$21.70




Static Seal



OR Profile

AS 568 Dash No. (2-XXX Series)	Reference	Nominal O-Ring Size (Reference Only)			Actual O-Ring Size per AS 568A				List Price
		ID	OD	W	Dimensions are in Inch				
					ID	Tolerance	W	Tolerance	
OR-433-V90	568-433-90DV	5 1/2	6	1/4	5.475	±.037	0.275	±.006	\$22.30
OR-434-V90	568-434-90DV	5 5/8	6 1/8	1/4	5.600	±.037	0.275	±.006	\$22.90
OR-435-V90	568-435-90DV	5 3/4	6 1/4	1/4	5.725	±.037	0.275	±.006	\$23.49
OR-436-V90	568-436-90DV	5 7/8	6 3/8	1/4	5.850	±.037	0.275	±.006	\$24.09
OR-437-V90	568-437-90DV	6	6 1/2	1/4	5.975	±.037	0.275	±.006	\$24.69
OR-438-V90	568-438-90DV	6 1/4	6 3/4	1/4	6.225	±.040	0.275	±.006	\$25.28
OR-439-V90	568-439-90DV	6 1/2	7	1/4	6.475	±.040	0.275	±.006	\$25.88
OR-440-V90	568-440-90DV	6 3/4	7 1/4	1/4	6.725	±.040	0.275	±.006	\$26.27
OR-441-V90	568-441-90DV	7	7 1/2	1/4	6.975	±.040	0.275	±.006	\$28.73
OR-442-V90	568-442-90DV	7 1/4	7 3/4	1/4	7.225	±.045	0.275	±.006	\$31.19
OR-443-V90	568-443-90DV	7 1/2	8	1/4	7.475	±.045	0.275	±.006	\$33.65
OR-444-V90	568-444-90DV	7 3/4	8 1/4	1/4	7.725	±.045	0.275	±.006	\$35.09
OR-445-V90	568-445-90DV	8	8 1/2	1/4	7.975	±.045	0.275	±.006	\$36.58
OR-446-V90	568-446-90DV	8 1/2	9	1/4	8.475	±.055	0.275	±.006	\$38.13
OR-447-V90	568-447-90DV	9	9 1/2	1/4	8.975	±.055	0.275	±.006	\$38.44
OR-448-V90	568-448-90DV	9 1/2	10	1/4	9.475	±.055	0.275	±.006	\$39.95
OR-449-V90	568-449-90DV	10	10 1/2	1/4	9.975	±.055	0.275	±.006	\$45.10
OR-450-V90	568-450-90DV	10 1/2	11	1/4	10.475	±.060	0.275	±.006	\$51.39
OR-451-V90	568-451-90DV	11	11 1/2	1/4	10.975	±.060	0.275	±.006	\$53.71
OR-452-V90	568-452-90DV	11 1/2	12	1/4	11.475	±.060	0.275	±.006	\$56.04
OR-453-V90	568-453-90DV	12	12 1/2	1/4	11.975	±.060	0.275	±.006	\$58.37
OR-454-V90	568-454-90DV	12 1/2	13	1/4	12.475	±.060	0.275	±.006	\$60.69
OR-455-V90	568-455-90DV	13	13 1/2	1/4	12.975	±.060	0.275	±.006	\$63.02
OR-456-V90	568-456-90DV	13 1/2	14	1/4	13.475	±.070	0.275	±.006	\$65.35
OR-457-V90	568-457-90DV	14	14 1/2	1/4	13.975	±.070	0.275	±.006	\$67.80
OR-458-V90	568-458-90DV	14 1/2	15	1/4	14.475	±.070	0.275	±.006	\$69.96
OR-459-V90	568-459-90DV	15	15 1/2	1/4	14.975	±.070	0.275	±.006	\$72.33
OR-460-V90	568-460-90DV	15 1/2	16	1/4	15.475	±.070	0.275	±.006	\$74.89
OR-461-V90	568-461-90DV	16	16 1/2	1/4	15.955	±.075	0.275	±.006	\$77.51
OR-462-V90	568-462-90DV	16 1/2	17	1/4	16.455	±.075	0.275	±.006	\$80.14
OR-463-V90	568-463-90DV	17	17 1/2	1/4	16.955	±.080	0.275	±.006	\$82.76
OR-464-V90	568-464-90DV	17 1/2	18	1/4	17.455	±.085	0.275	±.006	\$85.38
OR-465-V90	568-465-90DV	18	18 1/2	1/4	17.955	±.085	0.275	±.006	\$88.01
OR-466-V90	568-466-90DV	18 1/2	19	1/4	18.455	±.085	0.275	±.006	\$90.63
OR-467-V90	568-467-90DV	19	19 1/2	1/4	18.955	±.090	0.275	±.006	\$93.26


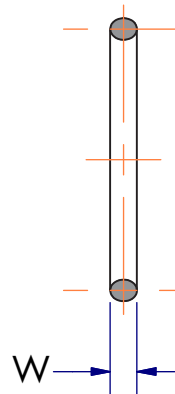
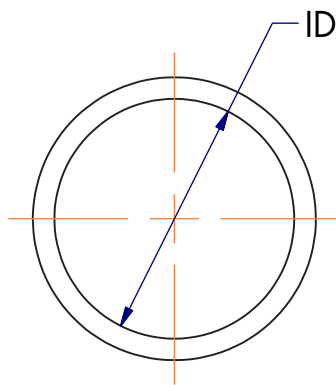


Static Seal

OR Profile

AS 568 Dash No. (2-XXX Series)	Reference	Nominal O-Ring Size (Reference Only)			Actual O-Ring Size per AS 568A				List Price
		ID	OD	W	Dimensions are in Inch				
					ID	Tolerance	W	Tolerance	
OR-468-V90	568-468-90DV	19 1/2	20	1/4	19.455	±.090	0.275	±.006	\$95.88
OR-469-V90	568-469-90DV	20	20 1/2	1/4	19.955	±.090	0.275	±.006	\$98.50
OR-470-V90	568-470-90DV	21	21 1/2	1/4	20.955	±.090	0.275	±.006	\$101.39
OR-471-V90	568-471-90DV	22	22 1/2	1/4	21.955	±.100	0.275	±.006	\$110.61
OR-472-V90	568-472-90DV	23	23 1/2	1/4	22.940	±.105	0.275	±.006	\$119.82
OR-473-V90	568-473-90DV	24	24 1/2	1/4	23.940	±.110	0.275	±.006	\$129.04
OR-474-V90	568-474-90DV	25	25 1/2	1/4	24.940	±.115	0.275	±.006	\$138.26
OR-475-V90	568-475-90DV	26	26 1/2	1/4	25.940	±.120	0.275	±.006	\$147.48

Static Seal




OR Profile

Materials
O-Ring: FKM 90D

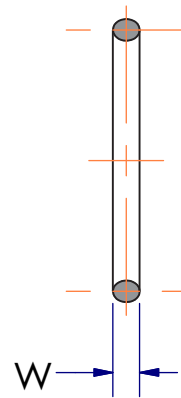
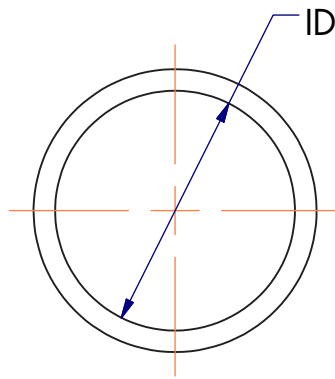
Operating Conditions
Temperature: -20° to 400°F
Pressure: 5,000 PSI

Standard AS 568A 90A Durometer FKM O-Ring designed for static industrial seal glands.
 Common material for higher temperature static sealing applications and boss fittings.
 Other material options and sizes may be available. Please contact customer service.

900 Series Straight Thread Boss and Tube Fittings							
AS 568 Dash No. (3-XXX Series)	Reference	Tube O.D. (reference)	Actual O-Ring Size per AS 568A				List Price
			Dimensions are in Inch				
			ID	Tolerance	W	Tolerance	
OR-901-V90	568-901V	3/32	0.185	±.005	0.056	±.003	\$0.10
OR-902-V90	568-902V	1/8	0.239	±.005	0.064	±.003	\$0.11
OR-903-V90	568-903V	3/16	0.301	±.005	0.064	±.003	\$0.13
OR-904-V90	568-904V	1/4	0.351	±.005	0.072	±.003	\$0.15
OR-905-V90	568-905V	5/16	0.414	±.005	0.072	±.003	\$0.18
OR-906-V90	568-906V	3/8	0.468	±.005	0.078	±.003	\$0.23
OR-907-V90	568-907V	7/16	0.503	±.007	0.082	±.003	\$0.28
OR-908-V90	568-908V	1/2	0.644	±.009	0.087	±.003	\$0.38
OR-909-V90	568-909V	9/16	0.706	±.009	0.097	±.003	\$0.50
OR-910-V90	568-910V	5/8	0.755	±.009	0.097	±.003	\$0.53
OR-911-V90	568-911V	11/16	0.863	±.009	0.116	±.004	\$0.80
OR-912-V90	568-912V	3/4	0.924	±.009	0.116	±.004	\$0.84
OR-913-V90	568-913V	13/16	0.986	±.010	0.116	±.004	\$0.93
OR-914-V90	568-914V	7/8	1.047	±.010	0.116	±.004	\$1.05
OR-916-V90	568-916V	1	1.171	±.010	0.116	±.004	\$1.30
OR-918-V90	568-918V	1 1/8	1.355	±.012	0.116	±.004	\$1.48
OR-920-V90	568-920V	1 1/4	1.475	±.014	0.118	±.004	\$1.60
OR-924-V90	568-924V	1 1/2	1.720	±.014	0.118	±.004	\$1.88
OR-928-V90	568-928V	1 3/4	2.090	±.018	0.118	±.004	\$2.25
OR-932-V90	568-932V	2	2.337	±.018	0.118	±.004	\$2.48



OR Profile



Static Seal

Materials
O-Ring: HNBR 70D


Operating Conditions
Temperature: -40° to 300°F
Pressure: 5,000 PSI

Standard AS 568A 70A Durometer HNBR O-Ring designed for static industrial seal glands. Improved abrasion and chemical resistance and higher temperature capability over standard 70D NBR materials. Other material options and sizes may be available. Please contact customer service.

AS 568 Dash No. (2-XXX Series)	Reference	Nominal O-Ring Size (Reference Only)			Actual O-Ring Size per AS 568A				List Price
		ID	OD	W	Dimensions are in Inch				
					ID	Tolerance	W	Tolerance	
000 Series									
OR-001-H70	568-001H	1/32	3/32	1/32	0.029	±.004	0.040	±.003	\$0.07
OR-002-H70	568-002H	3/64	9/64	3/64	0.042	±.004	0.050	±.003	\$0.07
OR-003-H70	568-003H	1/16	3/16	1/16	0.056	±.004	0.060	±.003	\$0.07
OR-004-H70	568-004H	5/64	13/64	1/16	0.070	±.005	0.070	±.003	\$0.07
OR-005-H70	568-005H	3/32	7/32	1/16	0.101	±.005	0.070	±.003	\$0.07
OR-006-H70	568-006H	1/8	1/4	1/16	0.114	±.005	0.070	±.003	\$0.08
OR-007-H70	568-007H	5/32	9/32	1/16	0.145	±.005	0.070	±.003	\$0.08
OR-008-H70	568-008H	3/16	5/16	1/16	0.176	±.005	0.070	±.003	\$0.09
OR-009-H70	568-009H	7/32	11/32	1/16	0.208	±.005	0.070	±.003	\$0.10
OR-010-H70	568-010H	1/4	3/8	1/16	0.239	±.005	0.070	±.003	\$0.11
OR-011-H70	568-011H	5/16	7/16	1/16	0.301	±.005	0.070	±.003	\$0.12
OR-012-H70	568-012H	3/8	1/2	1/16	0.364	±.005	0.070	±.003	\$0.14
OR-013-H70	568-013H	7/16	9/16	1/16	0.426	±.005	0.070	±.003	\$0.15
OR-014-H70	568-014H	1/2	5/8	1/16	0.489	±.005	0.070	±.003	\$0.19
OR-015-H70	568-015H	9/16	11/16	1/16	0.551	±.007	0.070	±.003	\$0.20
OR-016-H70	568-016H	5/8	3/4	1/16	0.614	±.009	0.070	±.003	\$0.22
OR-017-H70	568-017H	11/16	13/16	1/16	0.676	±.009	0.070	±.003	\$0.24
OR-018-H70	568-018H	3/4	7/8	1/16	0.739	±.009	0.070	±.003	\$0.26
OR-019-H70	568-019H	13/16	15/16	1/16	0.801	±.009	0.070	±.003	\$0.29
OR-020-H70	568-020H	7/8	1	1/16	0.864	±.009	0.070	±.003	\$0.33




Static Seal



OR Profile

AS 568 Dash No. (2-XXX Series)	Reference	Nominal O-Ring Size (Reference Only)			Actual O-Ring Size per AS 568A				List Price
		ID	OD	W	Dimensions are in Inch				
					ID	Tolerance	W	Tolerance	
OR-021-H70	568-021H	15/16	1 1/16	1/16	0.926	±.009	0.070	±.003	\$0.35
OR-022-H70	568-022H	1	1 1/8	1/16	0.989	±.010	0.070	±.003	\$0.37
OR-023-H70	568-023H	1 1/16	1 3/16	1/16	1.051	±.010	0.070	±.003	\$0.40
OR-024-H70	568-024H	1 1/8	1 1/4	1/16	1.114	±.010	0.070	±.003	\$0.42
OR-025-H70	568-025H	1 3/16	1 5/16	1/16	1.176	±.011	0.070	±.003	\$0.47
OR-026-H70	568-026H	1 1/4	1 3/8	1/16	1.239	±.011	0.070	±.003	\$0.51
OR-027-H70	568-027H	1 5/16	1 7/16	1/16	1.301	±.011	0.070	±.003	\$0.55
OR-028-H70	568-028H	1 3/8	1 1/2	1/16	1.364	±.013	0.070	±.003	\$0.59
OR-029-H70	568-029H	1 1/2	1 5/8	1/16	1.489	±.013	0.070	±.003	\$0.64
OR-030-H70	568-030H	1 5/8	1 3/4	1/16	1.614	±.013	0.070	±.003	\$0.69
OR-031-H70	568-031H	1 3/4	1 7/8	1/16	1.739	±.015	0.070	±.003	\$0.74
OR-032-H70	568-032H	1 7/8	2	1/16	1.864	±.015	0.070	±.003	\$0.78
OR-033-H70	568-033H	2	2 1/8	1/16	1.989	±.018	0.070	±.003	\$0.88
OR-034-H70	568-034H	2 1/8	2 1/4	1/16	2.114	±.018	0.070	±.003	\$0.98
OR-035-H70	568-035H	2 1/4	2 3/8	1/16	2.239	±.018	0.070	±.003	\$1.07
OR-036-H70	568-036H	2 3/8	2 1/2	1/16	2.364	±.018	0.070	±.003	\$1.17
OR-037-H70	568-037H	2 1/2	2 5/8	1/16	2.489	±.018	0.070	±.003	\$1.29
OR-038-H70	568-038H	2 5/8	2 3/4	1/16	2.614	±.020	0.070	±.003	\$1.37
OR-039-H70	568-039H	2 3/4	2 7/8	1/16	2.739	±.020	0.070	±.003	\$1.47
OR-040-H70	568-040H	2 7/8	3	1/16	2.864	±.020	0.070	±.003	\$1.56
OR-041-H70	568-041H	3	3 1/8	1/16	2.989	±.024	0.070	±.003	\$1.72
OR-042-H70	568-042H	3 1/4	3 3/8	1/16	3.239	±.024	0.070	±.003	\$1.86
OR-043-H70	568-043H	3 1/2	3 5/8	1/16	3.489	±.024	0.070	±.003	\$2.00
OR-044-H70	568-044H	3 3/4	3 7/8	1/16	3.739	±.027	0.070	±.003	\$2.25
OR-045-H70	568-045H	4	4 1/8	1/16	3.989	±.027	0.070	±.003	\$2.33
OR-046-H70	568-046H	4 1/4	4 3/8	1/16	4.239	±.030	0.070	±.003	\$2.41
OR-047-H70	568-047H	4 1/2	4 5/8	1/16	4.489	±.030	0.070	±.003	\$2.75
OR-048-H70	568-048H	4 3/4	4 7/8	1/16	4.739	±.030	0.070	±.003	\$3.03
OR-049-H70	568-049H	5	5 1/8	1/16	4.989	±.037	0.070	±.003	\$3.31
OR-050-H70	568-050H	5 1/4	5 3/8	1/16	5.239	±.037	0.070	±.003	\$3.45
100 Series									
OR-102-H70	568-102H	1/16	1/4	3/32	0.049	±.005	0.103	±.003	\$0.13
OR-103-H70	568-103H	3/32	9/32	3/32	0.081	±.005	0.103	±.003	\$0.14
OR-104-H70	568-104H	1/8	5/16	3/32	0.112	±.005	0.103	±.003	\$0.15
OR-105-H70	568-105H	5/32	11/32	3/32	0.143	±.005	0.103	±.003	\$0.16
OR-106-H70	568-106H	3/16	3/8	3/32	0.174	±.005	0.103	±.003	\$0.18




Static Seal

OR Profile

AS 568 Dash No. (2-XXX Series)	Reference	Nominal O-Ring Size (Reference Only)			Actual O-Ring Size per AS 568A				List Price
					Dimensions are in Inch				
		ID	OD	W	ID	Tolerance	W	Tolerance	
OR-107-H70	568-107H	7/32	13/32	3/32	0.206	±.005	0.103	±.003	\$0.19
OR-108-H70	568-108H	1/4	7/16	3/32	0.237	±.005	0.103	±.003	\$0.20
OR-109-H70	568-109H	5/16	1/2	3/32	0.299	±.005	0.103	±.003	\$0.22
OR-110-H70	568-110H	3/8	9/16	3/32	0.362	±.005	0.103	±.003	\$0.27
OR-111-H70	568-111H	7/16	5/8	3/32	0.424	±.005	0.103	±.003	\$0.29
OR-112-H70	568-112H	1/2	11/16	3/32	0.487	±.005	0.103	±.003	\$0.33
OR-113-H70	568-113H	9/16	3/4	3/32	0.549	±.005	0.103	±.003	\$0.36
OR-114-H70	568-114H	5/8	13/16	3/32	0.612	±.009	0.103	±.003	\$0.40
OR-115-H70	568-115H	11/16	7/8	3/32	0.674	±.009	0.103	±.003	\$0.44
OR-116-H70	568-116H	3/4	15/16	3/32	0.737	±.009	0.103	±.003	\$0.49
OR-117-H70	568-117H	13/16	1	3/32	0.799	±.010	0.103	±.003	\$0.52
OR-118-H70	568-118H	7/8	1 1/16	3/32	0.862	±.010	0.103	±.003	\$0.56
OR-119-H70	568-119H	15/16	1 1/8	3/32	0.924	±.010	0.103	±.003	\$0.59
OR-120-H70	568-120H	1	1 3/16	3/32	0.987	±.010	0.103	±.003	\$0.63
OR-121-H70	568-121H	1 1/16	1 1/4	3/32	1.049	±.010	0.103	±.003	\$0.68
OR-122-H70	568-122H	1 1/8	1 5/16	3/32	1.112	±.010	0.103	±.003	\$0.72
OR-123-H70	568-123H	1 3/16	1 3/8	3/32	1.174	±.012	0.103	±.003	\$0.74
OR-124-H70	568-124H	1 1/4	1 7/16	3/32	1.237	±.012	0.103	±.003	\$0.78
OR-125-H70	568-125H	1 5/16	1 1/2	3/32	1.299	±.012	0.103	±.003	\$0.84
OR-126-H70	568-126H	1 3/8	1 9/16	3/32	1.362	±.012	0.103	±.003	\$0.87
OR-127-H70	568-127H	1 7/16	1 5/8	3/32	1.424	±.012	0.103	±.003	\$0.94
OR-128-H70	568-128H	1 1/2	1 11/16	3/32	1.487	±.012	0.103	±.003	\$1.00
OR-129-H70	568-129H	1 9/16	1 3/4	3/32	1.549	±.015	0.103	±.003	\$1.05
OR-130-H70	568-130H	1 5/8	1 13/16	3/32	1.612	±.015	0.103	±.003	\$1.11
OR-131-H70	568-131H	1 11/16	1 7/8	3/32	1.674	±.015	0.103	±.003	\$1.20
OR-132-H70	568-132H	1 3/4	1 15/16	3/32	1.737	±.015	0.103	±.003	\$1.23
OR-133-H70	568-133H	1 13/16	2	3/32	1.799	±.015	0.103	±.003	\$1.33
OR-134-H70	568-134H	1 7/8	2 1/16	3/32	1.862	±.015	0.103	±.003	\$1.35
OR-135-H70	568-135H	1 15/16	2 1/8	3/32	1.925	±.017	0.103	±.003	\$1.41
OR-136-H70	568-136H	2	2 3/16	3/32	1.987	±.017	0.103	±.003	\$1.44
OR-137-H70	568-137H	2 1/16	2 1/4	3/32	2.050	±.017	0.103	±.003	\$1.49
OR-138-H70	568-138H	2 1/8	2 5/16	3/32	2.112	±.017	0.103	±.003	\$1.62
OR-139-H70	568-139H	2 3/16	2 3/8	3/32	2.175	±.017	0.103	±.003	\$1.72
OR-140-H70	568-140H	2 1/4	2 7/16	3/32	2.237	±.017	0.103	±.003	\$1.77
OR-141-H70	568-141H	2 5/16	2 1/2	3/32	2.300	±.020	0.103	±.003	\$1.84




Static Seal



OR Profile

AS 568 Dash No. (2-XXX Series)	Reference	Nominal O-Ring Size (Reference Only)			Actual O-Ring Size per AS 568A				List Price
		ID	OD	W	Dimensions are in Inch				
					ID	Tolerance	W	Tolerance	
OR-142-H70	568-142H	2 3/8	2 9/16	3/32	2.362	±.020	0.103	±.003	\$1.92
OR-143-H70	568-143H	2 7/16	2 5/8	3/32	2.425	±.020	0.103	±.003	\$1.94
OR-144-H70	568-144H	2 1/2	2 11/16	3/32	2.487	±.020	0.103	±.003	\$2.00
OR-145-H70	568-145H	2 9/16	2 3/4	3/32	2.550	±.020	0.103	±.003	\$2.06
OR-146-H70	568-146H	2 5/8	2 13/16	3/32	2.612	±.020	0.103	±.003	\$2.11
OR-147-H70	568-147H	2 11/16	2 7/8	3/32	2.675	±.022	0.103	±.003	\$2.21
OR-148-H70	568-148H	2 3/4	2 15/16	3/32	2.737	±.022	0.103	±.003	\$2.29
OR-149-H70	568-149H	2 13/16	3	3/32	2.800	±.022	0.103	±.003	\$2.39
OR-150-H70	568-150H	2 7/8	3 1/16	3/32	2.862	±.022	0.103	±.003	\$2.47
OR-151-H70	568-151H	3	3 3/16	3/32	2.987	±.024	0.103	±.003	\$2.54
OR-152-H70	568-152H	3 1/4	3 7/16	3/32	3.237	±.024	0.103	±.003	\$2.62
OR-153-H70	568-153H	3 1/2	3 11/16	3/32	3.487	±.024	0.103	±.003	\$2.83
OR-154-H70	568-154H	3 3/4	3 15/16	3/32	3.737	±.028	0.103	±.003	\$3.03
OR-155-H70	568-155H	4	4 3/16	3/32	3.987	±.028	0.103	±.003	\$3.23
OR-156-H70	568-156H	4 1/4	4 7/16	3/32	4.237	±.030	0.103	±.003	\$3.42
OR-157-H70	568-157H	4 1/2	4 11/16	3/32	4.487	±.030	0.103	±.003	\$3.78
OR-158-H70	568-158H	4 3/4	4 15/16	3/32	4.737	±.030	0.103	±.003	\$4.08
OR-159-H70	568-159H	5	5 3/16	3/32	4.987	±.035	0.103	±.003	\$4.40
OR-160-H70	568-160H	5 1/4	5 7/16	3/32	5.237	±.035	0.103	±.003	\$4.57
OR-161-H70	568-161H	5 1/2	5 11/16	3/32	5.487	±.035	0.103	±.003	\$5.02
OR-162-H70	568-162H	5 3/4	5 15/16	3/32	5.737	±.035	0.103	±.003	\$5.30
OR-163-H70	568-163H	6	6 3/16	3/32	5.987	±.035	0.103	±.003	\$5.45
OR-164-H70	568-164H	6 1/4	6 7/16	3/32	6.237	±.040	0.103	±.003	\$5.68
OR-165-H70	568-165H	6 1/2	6 11/16	3/32	6.487	±.040	0.103	±.003	\$5.75
OR-166-H70	568-166H	6 3/4	6 15/16	3/32	6.737	±.040	0.103	±.003	\$5.88
OR-167-H70	568-167H	7	7 3/16	3/32	6.987	±.040	0.103	±.003	\$7.11
OR-168-H70	568-168H	7 1/4	7 7/16	3/32	7.237	±.045	0.103	±.003	\$7.43
OR-169-H70	568-169H	7 1/2	7 11/16	3/32	7.487	±.045	0.103	±.003	\$7.66
OR-170-H70	568-170H	7 3/4	7 15/16	3/32	7.737	±.045	0.103	±.003	\$8.21
OR-171-H70	568-171H	8	8 3/16	3/32	7.987	±.045	0.103	±.003	\$8.70
OR-172-H70	568-172H	8 1/4	8 7/16	3/32	8.237	±.050	0.103	±.003	\$9.18
OR-173-H70	568-173H	8 1/2	8 11/16	3/32	8.487	±.050	0.103	±.003	\$9.71
OR-174-H70	568-174H	8 3/4	8 15/16	3/32	8.737	±.050	0.103	±.003	\$9.87
OR-175-H70	568-175H	9	9 3/16	3/32	8.987	±.050	0.103	±.003	\$10.06
OR-176-H70	568-176H	9 1/4	9 7/16	3/32	9.237	±.055	0.103	±.003	\$10.46
OR-177-H70	568-177H	9 1/2	9 11/16	3/32	9.487	±.055	0.103	±.003	\$10.89
OR-178-H70	568-178H	9 3/4	9 15/16	3/32	9.737	±.055	0.103	±.003	\$11.13




Static Seal

OR Profile

AS 568 Dash No. (2-XXX Series)	Reference	Nominal O-Ring Size (Reference Only)			Actual O-Ring Size per AS 568A				List Price
		Dimensions are in Inch							
		ID	OD	W	ID	Tolerance	W	Tolerance	
200 Series									
OR-201-H70	568-201H	3/16	7/16	1/8	0.171	±.005	0.139	±.004	\$0.31
OR-202-H70	568-202H	1/4	1/2	1/8	0.234	±.005	0.139	±.004	\$0.35
OR-203-H70	568-203H	5/16	9/16	1/8	0.296	±.005	0.139	±.004	\$0.38
OR-204-H70	568-204H	3/8	5/8	1/8	0.359	±.005	0.139	±.004	\$0.44
OR-205-H70	568-205H	7/16	11/16	1/8	0.421	±.005	0.139	±.004	\$0.49
OR-206-H70	568-206H	1/2	3/4	1/8	0.484	±.005	0.139	±.004	\$0.53
OR-207-H70	568-207H	9/16	13/16	1/8	0.546	±.007	0.139	±.004	\$0.59
OR-208-H70	568-208H	5/8	7/8	1/8	0.609	±.009	0.139	±.004	\$0.67
OR-209-H70	568-209H	11/16	15/16	1/8	0.671	±.009	0.139	±.004	\$0.75
OR-210-H70	568-210H	3/4	1	1/8	0.734	±.010	0.139	±.004	\$0.78
OR-211-H70	568-211H	13/16	1 1/16	1/8	0.796	±.010	0.139	±.004	\$0.81
OR-212-H70	568-212H	7/8	1 1/8	1/8	0.859	±.010	0.139	±.004	\$0.90
OR-213-H70	568-213H	15/16	1 3/16	1/8	0.921	±.010	0.139	±.004	\$0.99
OR-214-H70	568-214H	1	1 1/4	1/8	0.984	±.010	0.139	±.004	\$1.03
OR-215-H70	568-215H	1 1/16	1 5/16	1/8	1.046	±.010	0.139	±.004	\$1.06
OR-216-H70	568-216H	1 1/8	1 3/8	1/8	1.109	±.012	0.139	±.004	\$1.13
OR-217-H70	568-217H	1 3/16	1 7/16	1/8	1.171	±.012	0.139	±.004	\$1.18
OR-218-H70	568-218H	1 1/4	1 1/2	1/8	1.234	±.012	0.139	±.004	\$1.30
OR-219-H70	568-219H	1 5/16	1 9/16	1/8	1.296	±.012	0.139	±.004	\$1.34
OR-220-H70	568-220H	1 3/8	1 5/8	1/8	1.359	±.012	0.139	±.004	\$1.38
OR-221-H70	568-221H	1 7/16	1 11/16	1/8	1.421	±.012	0.139	±.004	\$1.50
OR-222-H70	568-222H	1 1/2	1 3/4	1/8	1.484	±.015	0.139	±.004	\$1.58
OR-223-H70	568-223H	1 5/8	1 7/8	1/8	1.609	±.015	0.139	±.004	\$1.73
OR-224-H70	568-224H	1 3/4	2	1/8	1.734	±.015	0.139	±.004	\$1.84
OR-225-H70	568-225H	1 7/8	2 1/8	1/8	1.859	±.018	0.139	±.004	\$2.03
OR-226-H70	568-226H	2	2 1/4	1/8	1.984	±.018	0.139	±.004	\$2.10
OR-227-H70	568-227H	2 1/16	2 5/16	1/8	2.109	±.018	0.139	±.004	\$2.27
OR-228-H70	568-228H	2 1/4	2 1/2	1/8	2.234	±.020	0.139	±.004	\$2.43
OR-229-H70	568-229H	2 3/8	2 5/8	1/8	2.359	±.020	0.139	±.004	\$2.57
OR-230-H70	568-230H	2 1/2	2 3/4	1/8	2.484	±.020	0.139	±.004	\$2.80
OR-231-H70	568-231H	2 5/8	2 7/8	1/8	2.609	±.020	0.139	±.004	\$2.88
OR-232-H70	568-232H	2 3/4	3	1/8	2.734	±.024	0.139	±.004	\$3.06
OR-233-H70	568-233H	2 7/8	3 1/8	1/8	2.859	±.024	0.139	±.004	\$3.22
OR-234-H70	568-234H	3	3 1/4	1/8	2.984	±.024	0.139	±.004	\$3.31




Static Seal



OR Profile

AS 568 Dash No. (2-XXX Series)	Reference	Nominal O-Ring Size (Reference Only)			Actual O-Ring Size per AS 568A				List Price
		ID	OD	W	Dimensions are in Inch				
					ID	Tolerance	W	Tolerance	
OR-235-H70	568-235H	3 1/8	3 3/8	1/8	3.109	±.024	0.139	±.004	\$3.42
OR-236-H70	568-236H	3 1/4	3 1/2	1/8	3.234	±.024	0.139	±.004	\$3.60
OR-237-H70	568-237H	3 3/8	3 5/8	1/8	3.359	±.024	0.139	±.004	\$3.79
OR-238-H70	568-238H	3 1/2	3 3/4	1/8	3.484	±.024	0.139	±.004	\$3.97
OR-239-H70	568-239H	3 5/8	3 7/8	1/8	3.609	±.028	0.139	±.004	\$4.00
OR-240-H70	568-240H	3 3/4	4	1/8	3.734	±.028	0.139	±.004	\$4.11
OR-241-H70	568-241H	3 7/8	4 1/8	1/8	3.859	±.028	0.139	±.004	\$4.25
OR-242-H70	568-242H	4	4 1/4	1/8	3.984	±.028	0.139	±.004	\$4.29
OR-243-H70	568-243H	4 1/8	4 3/8	1/8	4.109	±.028	0.139	±.004	\$4.53
OR-244-H70	568-244H	4 1/4	4 1/2	1/8	4.234	±.030	0.139	±.004	\$4.69
OR-245-H70	568-245H	4 3/8	4 5/8	1/8	4.359	±.030	0.139	±.004	\$4.89
OR-246-H70	568-246H	4 1/2	4 3/4	1/8	4.484	±.030	0.139	±.004	\$5.00
OR-247-H70	568-247H	4 5/8	4 7/8	1/8	4.609	±.030	0.139	±.004	\$5.29
OR-248-H70	568-248H	4 3/4	5	1/8	4.734	±.030	0.139	±.004	\$5.38
OR-249-H70	568-249H	4 7/8	5 1/8	1/8	4.859	±.035	0.139	±.004	\$5.56
OR-250-H70	568-250H	5	5 1/4	1/8	4.984	±.035	0.139	±.004	\$5.61
OR-251-H70	568-251H	5 1/8	5 3/8	1/8	5.109	±.035	0.139	±.004	\$5.92
OR-252-H70	568-252H	5 1/4	5 1/2	1/8	5.234	±.035	0.139	±.004	\$5.97
OR-253-H70	568-253H	5 3/8	5 5/8	1/8	5.359	±.035	0.139	±.004	\$6.16
OR-254-H70	568-254H	5 1/2	5 3/4	1/8	5.484	±.035	0.139	±.004	\$6.42
OR-255-H70	568-255H	5 5/8	5 7/8	1/8	5.609	±.035	0.139	±.004	\$6.59
OR-256-H70	568-256H	5 3/4	6	1/8	5.734	±.035	0.139	±.004	\$6.77
OR-257-H70	568-257H	5 7/8	6 1/8	1/8	5.859	±.035	0.139	±.004	\$6.81
OR-258-H70	568-258H	6	6 1/4	1/8	5.984	±.035	0.139	±.004	\$7.06
OR-259-H70	568-259H	6 1/4	6 1/2	1/8	6.234	±.040	0.139	±.004	\$7.46
OR-260-H70	568-260H	6 1/2	6 3/4	1/8	6.484	±.040	0.139	±.004	\$7.92
OR-261-H70	568-261H	6 3/4	7	1/8	6.734	±.040	0.139	±.004	\$9.05
OR-262-H70	568-262H	7	7 1/4	1/8	6.984	±.040	0.139	±.004	\$9.40
OR-263-H70	568-263H	7 1/4	7 1/2	1/8	7.234	±.045	0.139	±.004	\$9.58
OR-264-H70	568-264H	7 1/2	7 3/4	1/8	7.484	±.045	0.139	±.004	\$9.93
OR-265-H70	568-265H	7 3/4	8	1/8	7.734	±.045	0.139	±.004	\$10.12
OR-266-H70	568-266H	8	8 1/4	1/8	7.984	±.045	0.139	±.004	\$10.48
OR-267-H70	568-267H	8 1/4	8 1/2	1/8	8.234	±.050	0.139	±.004	\$10.54
OR-268-H70	568-268H	8 1/2	8 3/4	1/8	8.484	±.050	0.139	±.004	\$10.57
OR-269-H70	568-269H	8 3/4	9	1/8	8.734	±.050	0.139	±.004	\$11.22
OR-270-H70	568-270H	9	9 1/4	1/8	8.984	±.050	0.139	±.004	\$11.49
OR-271-H70	568-271H	9 1/4	9 1/2	1/8	9.234	±.055	0.139	±.004	\$11.76




OR Profile

Static Seal

AS 568 Dash No. (2-XXX Series)	Reference	Nominal O-Ring Size (Reference Only)			Actual O-Ring Size per AS 568A				List Price
					Dimensions are in Inch				
		ID	OD	W	ID	Tolerance	W	Tolerance	
OR-272-H70	568-272H	9 1/2	9 3/4	1/8	9.484	±.055	0.139	±.004	\$12.40
OR-273-H70	568-273H	9 3/4	10	1/8	9.734	±.055	0.139	±.004	\$13.69
OR-274-H70	568-274H	10	10 1/4	1/8	9.984	±.055	0.139	±.004	\$16.20
OR-275-H70	568-275H	10 1/2	10 3/4	1/8	10.484	±.055	0.139	±.004	\$16.56
OR-276-H70	568-276H	11	11 1/4	1/8	10.984	±.065	0.139	±.004	\$16.65
OR-277-H70	568-277H	11 1/2	11 3/4	1/8	11.484	±.065	0.139	±.004	\$16.93
OR-278-H70	568-278H	12	12 1/4	1/8	11.984	±.065	0.139	±.004	\$17.20
OR-279-H70	568-279H	13	13 1/4	1/8	12.984	±.065	0.139	±.004	\$18.99
OR-280-H70	568-280H	14	14 1/4	1/8	13.984	±.065	0.139	±.004	\$19.84
OR-281-H70	568-281H	15	15 1/4	1/8	14.984	±.065	0.139	±.004	\$21.21
OR-282-H70	568-282H	16	16 1/4	1/8	15.955	±.075	0.139	±.004	\$22.39
OR-283-H70	568-283H	17	17 1/4	1/8	16.955	±.080	0.139	±.004	\$24.31
OR-284-H70	568-284H	18	18 1/4	1/8	17.955	±.085	0.139	±.004	\$24.78
300 Series									
OR-309-H70	568-309H	7/16	13/16	3/16	0.412	±.005	0.210	±.005	\$1.26
OR-310-H70	568-310H	1/2	7/8	3/16	0.475	±.005	0.210	±.005	\$1.36
OR-311-H70	568-311H	9/16	15/16	3/16	0.537	±.007	0.210	±.005	\$1.47
OR-312-H70	568-312H	5/8	1	3/16	0.600	±.009	0.210	±.005	\$1.63
OR-313-H70	568-313H	11/16	1 1/16	3/16	0.662	±.009	0.210	±.005	\$1.79
OR-314-H70	568-314H	3/4	1 1/8	3/16	0.725	±.010	0.210	±.005	\$1.87
OR-315-H70	568-315H	13/16	1 3/16	3/16	0.787	±.010	0.210	±.005	\$1.96
OR-316-H70	568-316H	7/8	1 1/4	3/16	0.850	±.010	0.210	±.005	\$2.18
OR-317-H70	568-317H	15/16	1 5/16	3/16	0.912	±.010	0.210	±.005	\$2.29
OR-318-H70	568-318H	1	1 3/8	3/16	0.975	±.010	0.210	±.005	\$2.41
OR-319-H70	568-319H	1 1/16	1 7/16	3/16	1.037	±.010	0.210	±.005	\$2.55
OR-320-H70	568-320H	1 1/8	1 1/2	3/16	1.100	±.012	0.210	±.005	\$2.64
OR-321-H70	568-321H	1 3/16	1 9/16	3/16	1.162	±.012	0.210	±.005	\$2.71
OR-322-H70	568-322H	1 1/4	1 5/8	3/16	1.225	±.012	0.210	±.005	\$2.83
OR-323-H70	568-323H	1 5/16	1 11/16	3/16	1.287	±.012	0.210	±.005	\$2.97
OR-324-H70	568-324H	1 3/8	1 3/4	3/16	1.350	±.012	0.210	±.005	\$3.23
OR-325-H70	568-325H	1 1/2	1 7/8	3/16	1.475	±.015	0.210	±.005	\$3.39
OR-326-H70	568-326H	1 5/8	2	3/16	1.600	±.015	0.210	±.005	\$3.45
OR-327-H70	568-327H	1 3/4	2 1/8	3/16	1.725	±.015	0.210	±.005	\$3.53
OR-328-H70	568-328H	1 7/8	2 1/4	3/16	1.850	±.015	0.210	±.005	\$3.83
OR-329-H70	568-329H	2	2 3/8	3/16	1.975	±.018	0.210	±.005	\$4.16




Static Seal



OR Profile

AS 568 Dash No. (2-XXX Series)	Reference	Nominal O-Ring Size (Reference Only)			Actual O-Ring Size per AS 568A				List Price
		Dimensions are in Inch							
		ID	OD	W	ID	Tolerance	W	Tolerance	
OR-330-H70	568-330H	2 1/8	2 1/2	3/16	2.100	±.018	0.210	±.005	\$4.27
OR-331-H70	568-331H	2 1/4	2 5/8	3/16	2.225	±.018	0.210	±.005	\$4.51
OR-332-H70	568-332H	2 3/8	2 3/4	3/16	2.350	±.018	0.210	±.005	\$4.86
OR-333-H70	568-333H	2 1/2	2 7/8	3/16	2.475	±.020	0.210	±.005	\$5.10
OR-334-H70	568-334H	2 5/8	3	3/16	2.600	±.020	0.210	±.005	\$5.25
OR-335-H70	568-335H	2 3/4	3 1/8	3/16	2.725	±.020	0.210	±.005	\$5.68
OR-336-H70	568-336H	2 7/8	3 1/4	3/16	2.850	±.020	0.210	±.005	\$6.03
OR-337-H70	568-337H	3	3 3/8	3/16	2.975	±.024	0.210	±.005	\$6.15
OR-338-H70	568-338H	3 1/8	3 1/2	3/16	3.100	±.024	0.210	±.005	\$6.38
OR-339-H70	568-339H	3 1/4	3 5/8	3/16	3.225	±.024	0.210	±.005	\$6.59
OR-340-H70	568-340H	3 3/8	3 3/4	3/16	3.350	±.024	0.210	±.005	\$7.20
OR-341-H70	568-341H	3 1/2	3 7/8	3/16	3.475	±.024	0.210	±.005	\$7.37
OR-342-H70	568-342H	3 5/8	4	3/16	3.600	±.028	0.210	±.005	\$7.71
OR-343-H70	568-343H	3 3/4	4 1/8	3/16	3.725	±.028	0.210	±.005	\$8.04
OR-344-H70	568-344H	3 7/8	4 1/4	3/16	3.850	±.028	0.210	±.005	\$8.16
OR-345-H70	568-345H	4	4 3/8	3/16	3.975	±.028	0.210	±.005	\$8.39
OR-346-H70	568-346H	4 1/8	4 1/2	3/16	4.100	±.028	0.210	±.005	\$8.57
OR-347-H70	568-347H	4 1/4	4 5/8	3/16	4.225	±.030	0.210	±.005	\$8.83
OR-348-H70	568-348H	4 3/8	4 3/4	3/16	4.350	±.030	0.210	±.005	\$9.09
OR-349-H70	568-349H	4 1/2	4 7/8	3/16	4.475	±.030	0.210	±.005	\$9.53
OR-350-H70	568-350H	4 5/8	5	3/16	4.600	±.030	0.210	±.005	\$9.95
OR-351-H70	568-351H	4 3/4	5 1/8	3/16	4.725	±.030	0.210	±.005	\$10.25
OR-352-H70	568-352H	4 7/8	5 1/4	3/16	4.850	±.030	0.210	±.005	\$10.58
OR-353-H70	568-353H	5	5 3/8	3/16	4.975	±.037	0.210	±.005	\$10.93
OR-354-H70	568-354H	5 1/8	5 1/2	3/16	5.100	±.037	0.210	±.005	\$11.02
OR-355-H70	568-355H	5 1/4	5 5/8	3/16	5.225	±.037	0.210	±.005	\$11.77
OR-356-H70	568-356H	5 3/8	5 3/4	3/16	5.350	±.037	0.210	±.005	\$12.05
OR-357-H70	568-357H	5 1/2	5 7/8	3/16	5.475	±.037	0.210	±.005	\$12.43
OR-358-H70	568-358H	5 5/8	6	3/16	5.600	±.037	0.210	±.005	\$12.76
OR-359-H70	568-359H	5 3/4	6 1/8	3/16	5.725	±.037	0.210	±.005	\$13.03
OR-360-H70	568-360H	5 7/8	6 1/4	3/16	5.850	±.037	0.210	±.005	\$13.27
OR-361-H70	568-361H	6	6 3/8	3/16	5.975	±.037	0.210	±.005	\$13.80
OR-362-H70	568-362H	6 1/4	6 5/8	3/16	6.225	±.040	0.210	±.005	\$14.11
OR-363-H70	568-363H	6 1/2	6 7/8	3/16	6.475	±.040	0.210	±.005	\$14.91
OR-364-H70	568-364H	6 3/4	7 1/8	3/16	6.725	±.040	0.210	±.005	\$15.42
OR-365-H70	568-365H	7	7 3/8	3/16	6.975	±.040	0.210	±.005	\$16.77
OR-366-H70	568-366H	7 1/4	7 5/8	3/16	7.225	±.045	0.210	±.005	\$16.84




Static Seal

OR Profile

AS 568 Dash No. (2-XXX Series)	Reference	Nominal O-Ring Size (Reference Only)			Actual O-Ring Size per AS 568A				List Price
					Dimensions are in Inch				
		ID	OD	W	ID	Tolerance	W	Tolerance	
OR-367-H70	568-367H	7 1/2	7 7/8	3/16	7.475	±.045	0.210	±.005	\$17.33
OR-368-H70	568-368H	7 3/4	8 1/8	3/16	7.725	±.045	0.210	±.005	\$17.82
OR-369-H70	568-369H	8	8 3/8	3/16	7.975	±.045	0.210	±.005	\$18.64
OR-370-H70	568-370H	8 1/4	8 5/8	3/16	8.225	±.050	0.210	±.005	\$19.01
OR-371-H70	568-371H	8 1/2	8 7/8	3/16	8.475	±.050	0.210	±.005	\$19.22
OR-372-H70	568-372H	8 3/4	9 1/8	3/16	8.725	±.050	0.210	±.005	\$19.81
OR-373-H70	568-373H	9	9 3/8	3/16	8.975	±.050	0.210	±.005	\$20.30
OR-374-H70	568-374H	9 1/4	9 5/8	3/16	9.225	±.055	0.210	±.005	\$20.79
OR-375-H70	568-375H	9 1/2	9 7/8	3/16	9.475	±.055	0.210	±.005	\$21.21
OR-376-H70	568-376H	9 3/4	10 1/8	3/16	9.725	±.055	0.210	±.005	\$21.51
OR-377-H70	568-377H	10	10 3/8	3/16	9.975	±.055	0.210	±.005	\$25.09
OR-378-H70	568-378H	10 1/2	10 7/8	3/16	10.475	±.060	0.210	±.005	\$26.05
OR-379-H70	568-379H	11	11 3/8	3/16	10.975	±.060	0.210	±.005	\$26.89
OR-380-H70	568-380H	11 1/2	11 7/8	3/16	11.475	±.065	0.210	±.005	\$27.64
OR-381-H70	568-381H	12	12 3/8	3/16	11.975	±.065	0.210	±.005	\$28.52
OR-382-H70	568-382H	13	13 3/8	3/16	12.975	±.065	0.210	±.005	\$32.09
OR-383-H70	568-383H	14	14 3/8	3/16	13.975	±.070	0.210	±.005	\$37.25
OR-384-H70	568-384H	15	15 3/8	3/16	14.975	±.070	0.210	±.005	\$38.87
OR-385-H70	568-385H	16	16 3/8	3/16	15.955	±.075	0.210	±.005	\$39.46
OR-386-H70	568-386H	17	17 3/8	3/16	16.955	±.080	0.210	±.005	\$41.02
OR-387-H70	568-387H	18	18 3/8	3/16	17.955	±.085	0.210	±.005	\$42.35
OR-388-H70	568-388H	19	19 3/8	3/16	18.955	±.090	0.210	±.005	\$43.24
OR-389-H70	568-389H	20	20 3/8	3/16	19.955	±.095	0.210	±.005	\$49.96
OR-390-H70	568-390H	21	21 3/8	3/16	20.955	±.095	0.210	±.005	\$55.55
OR-391-H70	568-391H	22	22 3/8	3/16	21.955	±.100	0.210	±.005	\$62.37
OR-392-H70	568-392H	23	23 3/8	3/16	22.940	±.105	0.210	±.005	\$69.75
OR-393-H70	568-393H	24	24 3/8	3/16	23.940	±.110	0.210	±.005	\$80.74
OR-394-H70	568-394H	25	25 3/8	3/16	24.940	±.115	0.210	±.005	\$85.46
OR-395-H70	568-395H	26	26 3/8	3/16	25.940	±.120	0.210	±.005	\$90.80
400 Series									
OR-400-H70	568-400H	1 3/8	1 7/8	1/4	1.225	±.012	0.275	±.006	\$6.94
OR-401-H70	568-401H	1 1/2	2	1/4	1.475	±.014	0.275	±.006	\$7.44
OR-402-H70	568-402H	1 5/8	2 1/8	1/4	1.600	±.015	0.275	±.006	\$8.26
OR-403-H70	568-403H	1 3/4	2 1/4	1/4	1.725	±.016	0.275	±.006	\$8.59
OR-404-H70	568-404H	1 7/8	2 3/8	1/4	1.850	±.016	0.275	±.006	\$8.92




Static Seal



OR Profile

AS 568 Dash No. (2-XXX Series)	Reference	Nominal O-Ring Size (Reference Only)			Actual O-Ring Size per AS 568A				List Price
		ID	OD	W	Dimensions are in Inch				
					ID	Tolerance	W	Tolerance	
OR-405-H70	568-405H	2	2 1/2	1/4	1.975	±.017	0.275	±.006	\$9.10
OR-406-H70	568-406H	2 1/8	2 5/8	1/4	2.100	±.018	0.275	±.006	\$9.25
OR-407-H70	568-407H	2 1/4	2 3/4	1/4	2.225	±.018	0.275	±.006	\$10.24
OR-408-H70	568-408H	2 3/8	2 7/8	1/4	2.350	±.020	0.275	±.006	\$10.57
OR-409-H70	568-409H	2 1/2	3	1/4	2.475	±.020	0.275	±.006	\$10.75
OR-410-H70	568-410H	2 5/8	3 1/8	1/4	2.600	±.020	0.275	±.006	\$10.90
OR-411-H70	568-411H	2 3/4	3 1/4	1/4	2.725	±.022	0.275	±.006	\$11.57
OR-412-H70	568-412H	2 7/8	3 3/8	1/4	2.850	±.022	0.275	±.006	\$11.74
OR-413-H70	568-413H	3	3 1/2	1/4	2.975	±.024	0.275	±.006	\$11.89
OR-414-H70	568-414H	3 1/8	3 5/8	1/4	3.100	±.024	0.275	±.006	\$12.07
OR-415-H70	568-415H	3 1/4	3 3/4	1/4	3.225	±.024	0.275	±.006	\$12.22
OR-416-H70	568-416H	3 3/8	3 7/8	1/4	3.350	±.026	0.275	±.006	\$12.40
OR-417-H70	568-417H	3 1/2	4	1/4	3.475	±.026	0.275	±.006	\$12.56
OR-418-H70	568-418H	3 5/8	4 1/8	1/4	3.600	±.026	0.275	±.006	\$12.73
OR-419-H70	568-419H	3 3/4	4 1/4	1/4	3.725	±.028	0.275	±.006	\$12.89
OR-420-H70	568-420H	3 7/8	4 3/8	1/4	3.850	±.028	0.275	±.006	\$13.88
OR-421-H70	568-421H	4	4 1/2	1/4	3.975	±.028	0.275	±.006	\$14.21
OR-422-H70	568-422H	4 1/8	4 5/8	1/4	4.100	±.030	0.275	±.006	\$14.38
OR-423-H70	568-423H	4 1/4	4 3/4	1/4	4.225	±.030	0.275	±.006	\$14.54
OR-424-H70	568-424H	4 3/8	4 7/8	1/4	4.350	±.030	0.275	±.006	\$14.71
OR-425-H70	568-425H	4 1/2	5	1/4	4.475	±.033	0.275	±.006	\$14.89
OR-426-H70	568-426H	4 5/8	5 1/8	1/4	4.600	±.033	0.275	±.006	\$15.55
OR-427-H70	568-427H	4 3/4	5 1/4	1/4	4.725	±.033	0.275	±.006	\$16.21
OR-428-H70	568-428H	4 7/8	5 3/8	1/4	4.850	±.033	0.275	±.006	\$16.25
OR-429-H70	568-429H	5	5 1/2	1/4	4.975	±.037	0.275	±.006	\$16.87
OR-430-H70	568-430H	5 1/8	5 5/8	1/4	5.100	±.037	0.275	±.006	\$17.29
OR-431-H70	568-431H	5 1/4	5 3/4	1/4	5.225	±.037	0.275	±.006	\$17.71
OR-432-H70	568-432H	5 3/8	5 7/8	1/4	5.350	±.037	0.275	±.006	\$17.88
OR-433-H70	568-433H	5 1/2	6	1/4	5.475	±.037	0.275	±.006	\$18.72
OR-434-H70	568-434H	5 5/8	6 1/8	1/4	5.600	±.037	0.275	±.006	\$18.89
OR-435-H70	568-435H	5 3/4	6 1/4	1/4	5.725	±.037	0.275	±.006	\$19.23
OR-436-H70	568-436H	5 7/8	6 3/8	1/4	5.850	±.037	0.275	±.006	\$20.48
OR-437-H70	568-437H	6	6 1/2	1/4	5.975	±.037	0.275	±.006	\$20.80
OR-438-H70	568-438H	6 1/4	6 3/4	1/4	6.225	±.040	0.275	±.006	\$21.45
OR-439-H70	568-439H	6 1/2	7	1/4	6.475	±.040	0.275	±.006	\$22.10
OR-440-H70	568-440H	6 3/4	7 1/4	1/4	6.725	±.040	0.275	±.006	\$22.96
OR-441-H70	568-441H	7	7 1/2	1/4	6.975	±.040	0.275	±.006	\$24.63




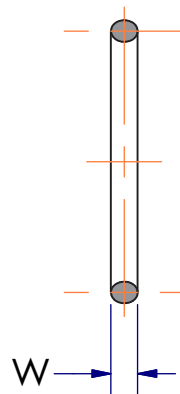
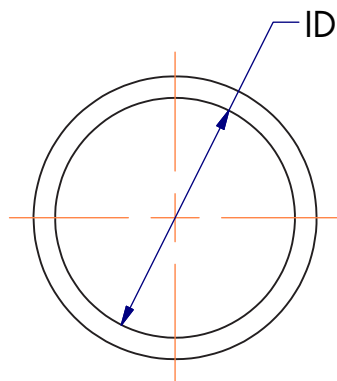
Static Seal

OR Profile

AS 568 Dash No. (2-XXX Series)	Reference	Nominal O-Ring Size (Reference Only)			Actual O-Ring Size per AS 568A				List Price
		ID	OD	W	Dimensions are in Inch				
					ID	Tolerance	W	Tolerance	
OR-442-H70	568-442H	7 1/4	7 3/4	1/4	7.225	±.045	0.275	±.006	\$25.60
OR-443-H70	568-443H	7 1/2	8	1/4	7.475	±.045	0.275	±.006	\$26.56
OR-444-H70	568-444H	7 3/4	8 1/4	1/4	7.725	±.045	0.275	±.006	\$27.41
OR-445-H70	568-445H	8	8 1/2	1/4	7.975	±.045	0.275	±.006	\$28.57
OR-446-H70	568-446H	8 1/2	9	1/4	8.475	±.055	0.275	±.006	\$29.78
OR-447-H70	568-447H	9	9 1/2	1/4	8.975	±.055	0.275	±.006	\$30.02
OR-448-H70	568-448H	9 1/2	10	1/4	9.475	±.055	0.275	±.006	\$31.20
OR-449-H70	568-449H	10	10 1/2	1/4	9.975	±.055	0.275	±.006	\$35.23
OR-450-H70	568-450H	10 1/2	11	1/4	10.475	±.060	0.275	±.006	\$41.41
OR-451-H70	568-451H	11	11 1/2	1/4	10.975	±.060	0.275	±.006	\$42.80
OR-452-H70	568-452H	11 1/2	12	1/4	11.475	±.060	0.275	±.006	\$45.30
OR-453-H70	568-453H	12	12 1/2	1/4	11.975	±.060	0.275	±.006	\$46.64
OR-454-H70	568-454H	12 1/2	13	1/4	12.475	±.060	0.275	±.006	\$48.75
OR-455-H70	568-455H	13	13 1/2	1/4	12.975	±.060	0.275	±.006	\$50.40
OR-456-H70	568-456H	13 1/2	14	1/4	13.475	±.070	0.275	±.006	\$51.44
OR-457-H70	568-457H	14	14 1/2	1/4	13.975	±.070	0.275	±.006	\$52.96
OR-458-H70	568-458H	14 1/2	15	1/4	14.475	±.070	0.275	±.006	\$54.65
OR-459-H70	568-459H	15	15 1/2	1/4	14.975	±.070	0.275	±.006	\$57.01
OR-460-H70	568-460H	15 1/2	16	1/4	15.475	±.070	0.275	±.006	\$60.45
OR-461-H70	568-461H	16	16 1/2	1/4	15.955	±.075	0.275	±.006	\$62.10
OR-462-H70	568-462H	16 1/2	17	1/4	16.455	±.075	0.275	±.006	\$64.27
OR-463-H70	568-463H	17	17 1/2	1/4	16.955	±.080	0.275	±.006	\$66.20
OR-464-H70	568-464H	17 1/2	18	1/4	17.455	±.085	0.275	±.006	\$70.43
OR-465-H70	568-465H	18	18 1/2	1/4	17.955	±.085	0.275	±.006	\$72.16
OR-466-H70	568-466H	18 1/2	19	1/4	18.455	±.085	0.275	±.006	\$74.77
OR-467-H70	568-467H	19	19 1/2	1/4	18.955	±.090	0.275	±.006	\$77.59
OR-468-H70	568-468H	19 1/2	20	1/4	19.455	±.090	0.275	±.006	\$80.96
OR-469-H70	568-469H	20	20 1/2	1/4	19.955	±.090	0.275	±.006	\$84.34
OR-470-H70	568-470H	21	21 1/2	1/4	20.955	±.090	0.275	±.006	\$92.77
OR-471-H70	568-471H	22	22 1/2	1/4	21.955	±.100	0.275	±.006	\$99.52
OR-472-H70	568-472H	23	23 1/2	1/4	22.940	±.105	0.275	±.006	\$106.26
OR-473-H70	568-473H	24	24 1/2	1/4	23.940	±.110	0.275	±.006	\$113.01
OR-474-H70	568-474H	25	25 1/2	1/4	24.940	±.115	0.275	±.006	\$119.76
OR-475-H70	568-475H	26	26 1/2	1/4	25.940	±.120	0.275	±.006	\$126.51



Static Seal




OR Profile

Materials
O-Ring: HNBR 90D

Operating Conditions
Temperature: -40° to 300°F
Pressure: 5,000 PSI

Standard AS 568A 90A Durometer HNBR O-Ring designed for static industrial seal glands. Improved abrasion and chemical resistance and higher temperature capability over standard 90D NBR materials. Other material options and sizes may be available. Please contact customer service.

AS 568 Dash No. (2-XXX Series)	Reference	Nominal O-Ring Size (Reference Only)			Actual O-Ring Size per AS 568A				List Price
		ID	OD	W	Dimensions are in Inch				
					ID	Tolerance	W	Tolerance	
000 Series									
OR-001-H90		1/32	3/32	1/32	0.029	±.004	0.040	±.003	\$0.09
OR-002-H90		3/64	9/64	3/64	0.042	±.004	0.050	±.003	\$0.09
OR-003-H90		1/16	3/16	1/16	0.056	±.004	0.060	±.003	\$0.09
OR-004-H90		5/64	13/64	1/16	0.070	±.005	0.070	±.003	\$0.09
OR-005-H90		3/32	7/32	1/16	0.101	±.005	0.070	±.003	\$0.09
OR-006-H90		1/8	1/4	1/16	0.114	±.005	0.070	±.003	\$0.09
OR-007-H90		5/32	9/32	1/16	0.145	±.005	0.070	±.003	\$0.10
OR-008-H90		3/16	5/16	1/16	0.176	±.005	0.070	±.003	\$0.11
OR-009-H90		7/32	11/32	1/16	0.208	±.005	0.070	±.003	\$0.12
OR-010-H90		1/4	3/8	1/16	0.239	±.005	0.070	±.003	\$0.13
OR-011-H90		5/16	7/16	1/16	0.301	±.005	0.070	±.003	\$0.14
OR-012-H90		3/8	1/2	1/16	0.364	±.005	0.070	±.003	\$0.16
OR-013-H90		7/16	9/16	1/16	0.426	±.005	0.070	±.003	\$0.19
OR-014-H90		1/2	5/8	1/16	0.489	±.005	0.070	±.003	\$0.23
OR-015-H90		9/16	11/16	1/16	0.551	±.007	0.070	±.003	\$0.24
OR-016-H90		5/8	3/4	1/16	0.614	±.009	0.070	±.003	\$0.27
OR-017-H90		11/16	13/16	1/16	0.676	±.009	0.070	±.003	\$0.28
OR-018-H90		3/4	7/8	1/16	0.739	±.009	0.070	±.003	\$0.31
OR-019-H90		13/16	15/16	1/16	0.801	±.009	0.070	±.003	\$0.35
OR-020-H90		7/8	1	1/16	0.864	±.009	0.070	±.003	\$0.40
OR-021-H90		15/16	1 1/16	1/16	0.926	±.009	0.070	±.003	\$0.42




Static Seal

OR Profile

AS 568 Dash No. (2-XXX Series)	Nominal O-Ring Size (Reference Only)			Actual O-Ring Size per AS 568A				List Price	
				Dimensions are in Inch					
	ID	OD	W	ID	Tolerance	W	Tolerance		
OR-022-H90	1	1 1/8	1/16	0.989	±.010	0.070	±.003	\$0.45	
OR-023-H90	1 1/16	1 3/16	1/16	1.051	±.010	0.070	±.003	\$0.48	
OR-024-H90	1 1/8	1 1/4	1/16	1.114	±.010	0.070	±.003	\$0.51	
OR-025-H90	1 3/16	1 5/16	1/16	1.176	±.011	0.070	±.003	\$0.56	
OR-026-H90	1 1/4	1 3/8	1/16	1.239	±.011	0.070	±.003	\$0.61	
OR-027-H90	1 5/16	1 7/16	1/16	1.301	±.011	0.070	±.003	\$0.66	
OR-028-H90	1 3/8	1 1/2	1/16	1.364	±.013	0.070	±.003	\$0.70	
OR-029-H90	1 1/2	1 5/8	1/16	1.489	±.013	0.070	±.003	\$0.77	
OR-030-H90	1 5/8	1 3/4	1/16	1.614	±.013	0.070	±.003	\$0.83	
OR-031-H90	1 3/4	1 7/8	1/16	1.739	±.015	0.070	±.003	\$0.89	
OR-032-H90	1 7/8	2	1/16	1.864	±.015	0.070	±.003	\$0.94	
OR-033-H90	2	2 1/8	1/16	1.989	±.018	0.070	±.003	\$1.05	
OR-034-H90	2 1/8	2 1/4	1/16	2.114	±.018	0.070	±.003	\$1.17	
OR-035-H90	2 1/4	2 3/8	1/16	2.239	±.018	0.070	±.003	\$1.29	
OR-036-H90	2 3/8	2 1/2	1/16	2.364	±.018	0.070	±.003	\$1.41	
OR-037-H90	2 1/2	2 5/8	1/16	2.489	±.018	0.070	±.003	\$1.55	
OR-038-H90	2 5/8	2 3/4	1/16	2.614	±.020	0.070	±.003	\$1.64	
OR-039-H90	2 3/4	2 7/8	1/16	2.739	±.020	0.070	±.003	\$1.76	
OR-040-H90	2 7/8	3	1/16	2.864	±.020	0.070	±.003	\$1.88	
OR-041-H90	3	3 1/8	1/16	2.989	±.024	0.070	±.003	\$2.06	
OR-042-H90	3 1/4	3 3/8	1/16	3.239	±.024	0.070	±.003	\$2.23	
OR-043-H90	3 1/2	3 5/8	1/16	3.489	±.024	0.070	±.003	\$2.40	
OR-044-H90	3 3/4	3 7/8	1/16	3.739	±.027	0.070	±.003	\$2.70	
OR-045-H90	4	4 1/8	1/16	3.989	±.027	0.070	±.003	\$2.80	
OR-046-H90	4 1/4	4 3/8	1/16	4.239	±.030	0.070	±.003	\$2.89	
OR-047-H90	4 1/2	4 5/8	1/16	4.489	±.030	0.070	±.003	\$3.30	
OR-048-H90	4 3/4	4 7/8	1/16	4.739	±.030	0.070	±.003	\$3.64	
OR-049-H90	5	5 1/8	1/16	4.989	±.037	0.070	±.003	\$3.97	
OR-050-H90	5 1/4	5 3/8	1/16	5.239	±.037	0.070	±.003	\$4.15	
100 Series									
OR-102-H90	1/16	1/4	3/32	0.049	±.005	0.103	±.003	\$0.15	
OR-103-H90	3/32	9/32	3/32	0.081	±.005	0.103	±.003	\$0.16	
OR-104-H90	1/8	5/16	3/32	0.112	±.005	0.103	±.003	\$0.19	
OR-105-H90	5/32	11/32	3/32	0.143	±.005	0.103	±.003	\$0.20	
OR-106-H90	3/16	3/8	3/32	0.174	±.005	0.103	±.003	\$0.22	




Static Seal



OR Profile

AS 568 Dash No. (2-XXX Series)	Nominal O-Ring Size (Reference Only)			Actual O-Ring Size per AS 568A				List Price
				Dimensions are in Inch				
	ID	OD	W	ID	Tolerance	W	Tolerance	
OR-107-H90	7/32	13/32	3/32	0.206	±.005	0.103	±.003	\$0.23
OR-108-H90	1/4	7/16	3/32	0.237	±.005	0.103	±.003	\$0.24
OR-109-H90	5/16	1/2	3/32	0.299	±.005	0.103	±.003	\$0.27
OR-110-H90	3/8	9/16	3/32	0.362	±.005	0.103	±.003	\$0.32
OR-111-H90	7/16	5/8	3/32	0.424	±.005	0.103	±.003	\$0.35
OR-112-H90	1/2	11/16	3/32	0.487	±.005	0.103	±.003	\$0.40
OR-113-H90	9/16	3/4	3/32	0.549	±.005	0.103	±.003	\$0.43
OR-114-H90	5/8	13/16	3/32	0.612	±.009	0.103	±.003	\$0.48
OR-115-H90	11/16	7/8	3/32	0.674	±.009	0.103	±.003	\$0.53
OR-116-H90	3/4	15/16	3/32	0.737	±.009	0.103	±.003	\$0.59
OR-117-H90	13/16	1	3/32	0.799	±.010	0.103	±.003	\$0.62
OR-118-H90	7/8	1 1/16	3/32	0.862	±.010	0.103	±.003	\$0.67
OR-119-H90	15/16	1 1/8	3/32	0.924	±.010	0.103	±.003	\$0.70
OR-120-H90	1	1 3/16	3/32	0.987	±.010	0.103	±.003	\$0.76
OR-121-H90	1 1/16	1 1/4	3/32	1.049	±.010	0.103	±.003	\$0.82
OR-122-H90	1 1/8	1 5/16	3/32	1.112	±.010	0.103	±.003	\$0.87
OR-123-H90	1 3/16	1 3/8	3/32	1.174	±.012	0.103	±.003	\$0.89
OR-124-H90	1 1/4	1 7/16	3/32	1.237	±.012	0.103	±.003	\$0.94
OR-125-H90	1 5/16	1 1/2	3/32	1.299	±.012	0.103	±.003	\$1.01
OR-126-H90	1 3/8	1 9/16	3/32	1.362	±.012	0.103	±.003	\$1.04
OR-127-H90	1 7/16	1 5/8	3/32	1.424	±.012	0.103	±.003	\$1.13
OR-128-H90	1 1/2	1 11/16	3/32	1.487	±.012	0.103	±.003	\$1.20
OR-129-H90	1 9/16	1 3/4	3/32	1.549	±.015	0.103	±.003	\$1.27
OR-130-H90	1 5/8	1 13/16	3/32	1.612	±.015	0.103	±.003	\$1.34
OR-131-H90	1 11/16	1 7/8	3/32	1.674	±.015	0.103	±.003	\$1.44
OR-132-H90	1 3/4	1 15/16	3/32	1.737	±.015	0.103	±.003	\$1.48
OR-133-H90	1 13/16	2	3/32	1.799	±.015	0.103	±.003	\$1.60
OR-134-H90	1 7/8	2 1/16	3/32	1.862	±.015	0.103	±.003	\$1.62
OR-135-H90	1 15/16	2 1/8	3/32	1.925	±.017	0.103	±.003	\$1.69
OR-136-H90	2	2 3/16	3/32	1.987	±.017	0.103	±.003	\$1.73
OR-137-H90	2 1/16	2 1/4	3/32	2.050	±.017	0.103	±.003	\$1.79
OR-138-H90	2 1/8	2 5/16	3/32	2.112	±.017	0.103	±.003	\$1.95
OR-139-H90	2 3/16	2 3/8	3/32	2.175	±.017	0.103	±.003	\$2.06
OR-140-H90	2 1/4	2 7/16	3/32	2.237	±.017	0.103	±.003	\$2.13
OR-141-H90	2 5/16	2 1/2	3/32	2.300	±.020	0.103	±.003	\$2.20
OR-142-H90	2 3/8	2 9/16	3/32	2.362	±.020	0.103	±.003	\$2.30




Static Seal

OR Profile

AS 568 Dash No. (2-XXX Series)	Nominal O-Ring Size (Reference Only)			Actual O-Ring Size per AS 568A				List Price
				Dimensions are in Inch				
	ID	OD	W	ID	Tolerance	W	Tolerance	
OR-143-H90	2 7/16	2 5/8	3/32	2.425	±.020	0.103	±.003	\$2.33
OR-144-H90	2 1/2	2 11/16	3/32	2.487	±.020	0.103	±.003	\$2.40
OR-145-H90	2 9/16	2 3/4	3/32	2.550	±.020	0.103	±.003	\$2.47
OR-146-H90	2 5/8	2 13/16	3/32	2.612	±.020	0.103	±.003	\$2.53
OR-147-H90	2 11/16	2 7/8	3/32	2.675	±.022	0.103	±.003	\$2.65
OR-148-H90	2 3/4	2 15/16	3/32	2.737	±.022	0.103	±.003	\$2.74
OR-149-H90	2 13/16	3	3/32	2.800	±.022	0.103	±.003	\$2.86
OR-150-H90	2 7/8	3 1/16	3/32	2.862	±.022	0.103	±.003	\$2.97
OR-151-H90	3	3 3/16	3/32	2.987	±.024	0.103	±.003	\$3.05
OR-152-H90	3 1/4	3 7/16	3/32	3.237	±.024	0.103	±.003	\$3.14
OR-153-H90	3 1/2	3 11/16	3/32	3.487	±.024	0.103	±.003	\$3.40
OR-154-H90	3 3/4	3 15/16	3/32	3.737	±.028	0.103	±.003	\$3.64
OR-155-H90	4	4 3/16	3/32	3.987	±.028	0.103	±.003	\$3.87
OR-156-H90	4 1/4	4 7/16	3/32	4.237	±.030	0.103	±.003	\$4.10
OR-157-H90	4 1/2	4 11/16	3/32	4.487	±.030	0.103	±.003	\$4.54
OR-158-H90	4 3/4	4 15/16	3/32	4.737	±.030	0.103	±.003	\$4.90
OR-159-H90	5	5 3/16	3/32	4.987	±.035	0.103	±.003	\$5.28
OR-160-H90	5 1/4	5 7/16	3/32	5.237	±.035	0.103	±.003	\$5.49
OR-161-H90	5 1/2	5 11/16	3/32	5.487	±.035	0.103	±.003	\$6.02
OR-162-H90	5 3/4	5 15/16	3/32	5.737	±.035	0.103	±.003	\$6.36
OR-163-H90	6	6 3/16	3/32	5.987	±.035	0.103	±.003	\$6.54
OR-164-H90	6 1/4	6 7/16	3/32	6.237	±.040	0.103	±.003	\$6.81
OR-165-H90	6 1/2	6 11/16	3/32	6.487	±.040	0.103	±.003	\$6.90
OR-166-H90	6 3/4	6 15/16	3/32	6.737	±.040	0.103	±.003	\$7.05
OR-167-H90	7	7 3/16	3/32	6.987	±.040	0.103	±.003	\$8.53
OR-168-H90	7 1/4	7 7/16	3/32	7.237	±.045	0.103	±.003	\$8.91
OR-169-H90	7 1/2	7 11/16	3/32	7.487	±.045	0.103	±.003	\$9.20
OR-170-H90	7 3/4	7 15/16	3/32	7.737	±.045	0.103	±.003	\$9.85
OR-171-H90	8	8 3/16	3/32	7.987	±.045	0.103	±.003	\$10.43
OR-172-H90	8 1/4	8 7/16	3/32	8.237	±.050	0.103	±.003	\$11.02
OR-173-H90	8 1/2	8 11/16	3/32	8.487	±.050	0.103	±.003	\$11.65
OR-174-H90	8 3/4	8 15/16	3/32	8.737	±.050	0.103	±.003	\$11.84
OR-175-H90	9	9 3/16	3/32	8.987	±.050	0.103	±.003	\$12.07
OR-176-H90	9 1/4	9 7/16	3/32	9.237	±.055	0.103	±.003	\$12.55
OR-177-H90	9 1/2	9 11/16	3/32	9.487	±.055	0.103	±.003	\$13.06




Static Seal



OR Profile

AS 568 Dash No. (2-XXX Series)	Nominal O-Ring Size (Reference Only)				Actual O-Ring Size per AS 568A				List Price
	Dimensions are in Inch								
	ID	OD	W	ID	Tolerance	W	Tolerance		
OR-178-H90	9 3/4	9 15/16	3/32	9.737	±.055	0.103	±.003	\$13.36	
200 Series									
OR-201-H90	3/16	7/16	1/8	0.171	±.005	0.139	±.004	\$0.37	
OR-202-H90	1/4	1/2	1/8	0.234	±.005	0.139	±.004	\$0.42	
OR-203-H90	5/16	9/16	1/8	0.296	±.005	0.139	±.004	\$0.46	
OR-204-H90	3/8	5/8	1/8	0.359	±.005	0.139	±.004	\$0.53	
OR-205-H90	7/16	11/16	1/8	0.421	±.005	0.139	±.004	\$0.59	
OR-206-H90	1/2	3/4	1/8	0.484	±.005	0.139	±.004	\$0.64	
OR-207-H90	9/16	13/16	1/8	0.546	±.007	0.139	±.004	\$0.71	
OR-208-H90	5/8	7/8	1/8	0.609	±.009	0.139	±.004	\$0.80	
OR-209-H90	11/16	15/16	1/8	0.671	±.009	0.139	±.004	\$0.89	
OR-210-H90	3/4	1	1/8	0.734	±.010	0.139	±.004	\$0.93	
OR-211-H90	13/16	1 1/16	1/8	0.796	±.010	0.139	±.004	\$0.98	
OR-212-H90	7/8	1 1/8	1/8	0.859	±.010	0.139	±.004	\$1.08	
OR-213-H90	15/16	1 3/16	1/8	0.921	±.010	0.139	±.004	\$1.19	
OR-214-H90	1	1 1/4	1/8	0.984	±.010	0.139	±.004	\$1.24	
OR-215-H90	1 1/16	1 5/16	1/8	1.046	±.010	0.139	±.004	\$1.27	
OR-216-H90	1 1/8	1 3/8	1/8	1.109	±.012	0.139	±.004	\$1.36	
OR-217-H90	1 3/16	1 7/16	1/8	1.171	±.012	0.139	±.004	\$1.41	
OR-218-H90	1 1/4	1 1/2	1/8	1.234	±.012	0.139	±.004	\$1.56	
OR-219-H90	1 5/16	1 9/16	1/8	1.296	±.012	0.139	±.004	\$1.61	
OR-220-H90	1 3/8	1 5/8	1/8	1.359	±.012	0.139	±.004	\$1.65	
OR-221-H90	1 7/16	1 11/16	1/8	1.421	±.012	0.139	±.004	\$1.80	
OR-222-H90	1 1/2	1 3/4	1/8	1.484	±.015	0.139	±.004	\$1.89	
OR-223-H90	1 5/8	1 7/8	1/8	1.609	±.015	0.139	±.004	\$2.08	
OR-224-H90	1 3/4	2	1/8	1.734	±.015	0.139	±.004	\$2.20	
OR-225-H90	1 7/8	2 1/8	1/8	1.859	±.018	0.139	±.004	\$2.44	
OR-226-H90	2	2 1/4	1/8	1.984	±.018	0.139	±.004	\$2.52	
OR-227-H90	2 1/16	2 5/16	1/8	2.109	±.018	0.139	±.004	\$2.72	
OR-228-H90	2 1/4	2 1/2	1/8	2.234	±.020	0.139	±.004	\$2.91	
OR-229-H90	2 3/8	2 5/8	1/8	2.359	±.020	0.139	±.004	\$3.09	
OR-230-H90	2 1/2	2 3/4	1/8	2.484	±.020	0.139	±.004	\$3.36	
OR-231-H90	2 5/8	2 7/8	1/8	2.609	±.020	0.139	±.004	\$3.45	
OR-232-H90	2 3/4	3	1/8	2.734	±.024	0.139	±.004	\$3.67	
OR-233-H90	2 7/8	3 1/8	1/8	2.859	±.024	0.139	±.004	\$3.87	
OR-234-H90	3	3 1/4	1/8	2.984	±.024	0.139	±.004	\$3.98	
OR-235-H90	3 1/8	3 3/8	1/8	3.109	±.024	0.139	±.004	\$4.11	




Static Seal

OR Profile

AS 568 Dash No. (2-XXX Series)	Nominal O-Ring Size (Reference Only)			Actual O-Ring Size per AS 568A				List Price
				Dimensions are in Inch				
	ID	OD	W	ID	Tolerance	W	Tolerance	
OR-236-H90	3 1/4	3 1/2	1/8	3.234	±.024	0.139	±.004	\$4.32
OR-237-H90	3 3/8	3 5/8	1/8	3.359	±.024	0.139	±.004	\$4.55
OR-238-H90	3 1/2	3 3/4	1/8	3.484	±.024	0.139	±.004	\$4.76
OR-239-H90	3 5/8	3 7/8	1/8	3.609	±.028	0.139	±.004	\$4.80
OR-240-H90	3 3/4	4	1/8	3.734	±.028	0.139	±.004	\$4.93
OR-241-H90	3 7/8	4 1/8	1/8	3.859	±.028	0.139	±.004	\$5.10
OR-242-H90	4	4 1/4	1/8	3.984	±.028	0.139	±.004	\$5.15
OR-243-H90	4 1/8	4 3/8	1/8	4.109	±.028	0.139	±.004	\$5.43
OR-244-H90	4 1/4	4 1/2	1/8	4.234	±.030	0.139	±.004	\$5.63
OR-245-H90	4 3/8	4 5/8	1/8	4.359	±.030	0.139	±.004	\$5.87
OR-246-H90	4 1/2	4 3/4	1/8	4.484	±.030	0.139	±.004	\$6.00
OR-247-H90	4 5/8	4 7/8	1/8	4.609	±.030	0.139	±.004	\$6.34
OR-248-H90	4 3/4	5	1/8	4.734	±.030	0.139	±.004	\$6.45
OR-249-H90	4 7/8	5 1/8	1/8	4.859	±.035	0.139	±.004	\$6.67
OR-250-H90	5	5 1/4	1/8	4.984	±.035	0.139	±.004	\$6.73
OR-251-H90	5 1/8	5 3/8	1/8	5.109	±.035	0.139	±.004	\$7.10
OR-252-H90	5 1/4	5 1/2	1/8	5.234	±.035	0.139	±.004	\$7.17
OR-253-H90	5 3/8	5 5/8	1/8	5.359	±.035	0.139	±.004	\$7.39
OR-254-H90	5 1/2	5 3/4	1/8	5.484	±.035	0.139	±.004	\$7.71
OR-255-H90	5 5/8	5 7/8	1/8	5.609	±.035	0.139	±.004	\$7.91
OR-256-H90	5 3/4	6	1/8	5.734	±.035	0.139	±.004	\$8.12
OR-257-H90	5 7/8	6 1/8	1/8	5.859	±.035	0.139	±.004	\$8.17
OR-258-H90	6	6 1/4	1/8	5.984	±.035	0.139	±.004	\$8.47
OR-259-H90	6 1/4	6 1/2	1/8	6.234	±.040	0.139	±.004	\$8.95
OR-260-H90	6 1/2	6 3/4	1/8	6.484	±.040	0.139	±.004	\$9.51
OR-261-H90	6 3/4	7	1/8	6.734	±.040	0.139	±.004	\$10.86
OR-262-H90	7	7 1/4	1/8	6.984	±.040	0.139	±.004	\$11.28
OR-263-H90	7 1/4	7 1/2	1/8	7.234	±.045	0.139	±.004	\$11.50
OR-264-H90	7 1/2	7 3/4	1/8	7.484	±.045	0.139	±.004	\$11.92
OR-265-H90	7 3/4	8	1/8	7.734	±.045	0.139	±.004	\$12.14
OR-266-H90	8	8 1/4	1/8	7.984	±.045	0.139	±.004	\$12.57
OR-267-H90	8 1/4	8 1/2	1/8	8.234	±.050	0.139	±.004	\$12.64
OR-268-H90	8 1/2	8 3/4	1/8	8.484	±.050	0.139	±.004	\$12.69
OR-269-H90	8 3/4	9	1/8	8.734	±.050	0.139	±.004	\$13.47
OR-270-H90	9	9 1/4	1/8	8.984	±.050	0.139	±.004	\$13.79




Static Seal



OR Profile

AS 568 Dash No. (2-XXX Series)	Nominal O-Ring Size (Reference Only)			Actual O-Ring Size per AS 568A				List Price
				Dimensions are in Inch				
	ID	OD	W	ID	Tolerance	W	Tolerance	
OR-271-H90	9 1/4	9 1/2	1/8	9.234	±.055	0.139	±.004	\$14.12
OR-272-H90	9 1/2	9 3/4	1/8	9.484	±.055	0.139	±.004	\$14.88
OR-273-H90	9 3/4	10	1/8	9.734	±.055	0.139	±.004	\$16.43
OR-274-H90	10	10 1/4	1/8	9.984	±.055	0.139	±.004	\$19.44
OR-275-H90	10 1/2	10 3/4	1/8	10.484	±.055	0.139	±.004	\$19.87
OR-276-H90	11	11 1/4	1/8	10.984	±.065	0.139	±.004	\$19.98
OR-277-H90	11 1/2	11 3/4	1/8	11.484	±.065	0.139	±.004	\$20.31
OR-278-H90	12	12 1/4	1/8	11.984	±.065	0.139	±.004	\$20.64
OR-279-H90	13	13 1/4	1/8	12.984	±.065	0.139	±.004	\$22.79
OR-280-H90	14	14 1/4	1/8	13.984	±.065	0.139	±.004	\$23.81
OR-281-H90	15	15 1/4	1/8	14.984	±.065	0.139	±.004	\$25.46
OR-282-H90	16	16 1/4	1/8	15.955	±.075	0.139	±.004	\$26.87
OR-283-H90	17	17 1/4	1/8	16.955	±.080	0.139	±.004	\$29.17
OR-284-H90	18	18 1/4	1/8	17.955	±.085	0.139	±.004	\$29.74
300 Series								
OR-309-H90	7/16	13/16	3/16	0.412	±.005	0.210	±.005	\$1.51
OR-310-H90	1/2	7/8	3/16	0.475	±.005	0.210	±.005	\$1.63
OR-311-H90	9/16	15/16	3/16	0.537	±.007	0.210	±.005	\$1.76
OR-312-H90	5/8	1	3/16	0.600	±.009	0.210	±.005	\$1.95
OR-313-H90	11/16	1 1/16	3/16	0.662	±.009	0.210	±.005	\$2.14
OR-314-H90	3/4	1 1/8	3/16	0.725	±.010	0.210	±.005	\$2.25
OR-315-H90	13/16	1 3/16	3/16	0.787	±.010	0.210	±.005	\$2.35
OR-316-H90	7/8	1 1/4	3/16	0.850	±.010	0.210	±.005	\$2.61
OR-317-H90	15/16	1 5/16	3/16	0.912	±.010	0.210	±.005	\$2.74
OR-318-H90	1	1 3/8	3/16	0.975	±.010	0.210	±.005	\$2.89
OR-319-H90	1 1/16	1 7/16	3/16	1.037	±.010	0.210	±.005	\$3.06
OR-320-H90	1 1/8	1 1/2	3/16	1.100	±.012	0.210	±.005	\$3.16
OR-321-H90	1 3/16	1 9/16	3/16	1.162	±.012	0.210	±.005	\$3.25
OR-322-H90	1 1/4	1 5/8	3/16	1.225	±.012	0.210	±.005	\$3.40
OR-323-H90	1 5/16	1 11/16	3/16	1.287	±.012	0.210	±.005	\$3.57
OR-324-H90	1 3/8	1 3/4	3/16	1.350	±.012	0.210	±.005	\$3.87
OR-325-H90	1 1/2	1 7/8	3/16	1.475	±.015	0.210	±.005	\$4.07
OR-326-H90	1 5/8	2	3/16	1.600	±.015	0.210	±.005	\$4.14
OR-327-H90	1 3/4	2 1/8	3/16	1.725	±.015	0.210	±.005	\$4.24
OR-328-H90	1 7/8	2 1/4	3/16	1.850	±.015	0.210	±.005	\$4.60
OR-329-H90	2	2 3/8	3/16	1.975	±.018	0.210	±.005	\$4.99




Static Seal

OR Profile

AS 568 Dash No. (2-XXX Series)	Nominal O-Ring Size (Reference Only)			Actual O-Ring Size per AS 568A				List Price
				Dimensions are in Inch				
	ID	OD	W	ID	Tolerance	W	Tolerance	
OR-330-H90	2 1/8	2 1/2	3/16	2.100	±.018	0.210	±.005	\$5.12
OR-331-H90	2 1/4	2 5/8	3/16	2.225	±.018	0.210	±.005	\$5.41
OR-332-H90	2 3/8	2 3/4	3/16	2.350	±.018	0.210	±.005	\$5.83
OR-333-H90	2 1/2	2 7/8	3/16	2.475	±.020	0.210	±.005	\$6.13
OR-334-H90	2 5/8	3	3/16	2.600	±.020	0.210	±.005	\$6.30
OR-335-H90	2 3/4	3 1/8	3/16	2.725	±.020	0.210	±.005	\$6.82
OR-336-H90	2 7/8	3 1/4	3/16	2.850	±.020	0.210	±.005	\$7.23
OR-337-H90	3	3 3/8	3/16	2.975	±.024	0.210	±.005	\$7.39
OR-338-H90	3 1/8	3 1/2	3/16	3.100	±.024	0.210	±.005	\$7.66
OR-339-H90	3 1/4	3 5/8	3/16	3.225	±.024	0.210	±.005	\$7.91
OR-340-H90	3 3/8	3 3/4	3/16	3.350	±.024	0.210	±.005	\$8.64
OR-341-H90	3 1/2	3 7/8	3/16	3.475	±.024	0.210	±.005	\$8.84
OR-342-H90	3 5/8	4	3/16	3.600	±.028	0.210	±.005	\$9.25
OR-343-H90	3 3/4	4 1/8	3/16	3.725	±.028	0.210	±.005	\$9.65
OR-344-H90	3 7/8	4 1/4	3/16	3.850	±.028	0.210	±.005	\$9.79
OR-345-H90	4	4 3/8	3/16	3.975	±.028	0.210	±.005	\$10.07
OR-346-H90	4 1/8	4 1/2	3/16	4.100	±.028	0.210	±.005	\$10.28
OR-347-H90	4 1/4	4 5/8	3/16	4.225	±.030	0.210	±.005	\$10.59
OR-348-H90	4 3/8	4 3/4	3/16	4.350	±.030	0.210	±.005	\$10.91
OR-349-H90	4 1/2	4 7/8	3/16	4.475	±.030	0.210	±.005	\$11.44
OR-350-H90	4 5/8	5	3/16	4.600	±.030	0.210	±.005	\$11.94
OR-351-H90	4 3/4	5 1/8	3/16	4.725	±.030	0.210	±.005	\$12.29
OR-352-H90	4 7/8	5 1/4	3/16	4.850	±.030	0.210	±.005	\$12.69
OR-353-H90	5	5 3/8	3/16	4.975	±.037	0.210	±.005	\$13.11
OR-354-H90	5 1/8	5 1/2	3/16	5.100	±.037	0.210	±.005	\$13.22
OR-355-H90	5 1/4	5 5/8	3/16	5.225	±.037	0.210	±.005	\$14.12
OR-356-H90	5 3/8	5 3/4	3/16	5.350	±.037	0.210	±.005	\$14.45
OR-357-H90	5 1/2	5 7/8	3/16	5.475	±.037	0.210	±.005	\$14.91
OR-358-H90	5 5/8	6	3/16	5.600	±.037	0.210	±.005	\$15.31
OR-359-H90	5 3/4	6 1/8	3/16	5.725	±.037	0.210	±.005	\$15.63
OR-360-H90	5 7/8	6 1/4	3/16	5.850	±.037	0.210	±.005	\$15.92
OR-361-H90	6	6 3/8	3/16	5.975	±.037	0.210	±.005	\$16.57
OR-362-H90	6 1/4	6 5/8	3/16	6.225	±.040	0.210	±.005	\$16.93
OR-363-H90	6 1/2	6 7/8	3/16	6.475	±.040	0.210	±.005	\$17.89
OR-364-H90	6 3/4	7 1/8	3/16	6.725	±.040	0.210	±.005	\$18.50




Static Seal



OR Profile

AS 568 Dash No. (2-XXX Series)	Nominal O-Ring Size (Reference Only)			Actual O-Ring Size per AS 568A				List Price
				Dimensions are in Inch				
	ID	OD	W	ID	Tolerance	W	Tolerance	
OR-365-H90	7	7 3/8	3/16	6.975	±.040	0.210	±.005	\$20.13
OR-366-H90	7 1/4	7 5/8	3/16	7.225	±.045	0.210	±.005	\$20.21
OR-367-H90	7 1/2	7 7/8	3/16	7.475	±.045	0.210	±.005	\$20.79
OR-368-H90	7 3/4	8 1/8	3/16	7.725	±.045	0.210	±.005	\$21.38
OR-369-H90	8	8 3/8	3/16	7.975	±.045	0.210	±.005	\$22.37
OR-370-H90	8 1/4	8 5/8	3/16	8.225	±.050	0.210	±.005	\$22.81
OR-371-H90	8 1/2	8 7/8	3/16	8.475	±.050	0.210	±.005	\$23.06
OR-372-H90	8 3/4	9 1/8	3/16	8.725	±.050	0.210	±.005	\$23.77
OR-373-H90	9	9 3/8	3/16	8.975	±.050	0.210	±.005	\$24.36
OR-374-H90	9 1/4	9 5/8	3/16	9.225	±.055	0.210	±.005	\$24.95
OR-375-H90	9 1/2	9 7/8	3/16	9.475	±.055	0.210	±.005	\$25.45
OR-376-H90	9 3/4	10 1/8	3/16	9.725	±.055	0.210	±.005	\$25.81
OR-377-H90	10	10 3/8	3/16	9.975	±.055	0.210	±.005	\$30.11
OR-378-H90	10 1/2	10 7/8	3/16	10.475	±.060	0.210	±.005	\$31.26
OR-379-H90	11	11 3/8	3/16	10.975	±.060	0.210	±.005	\$32.27
OR-380-H90	11 1/2	11 7/8	3/16	11.475	±.065	0.210	±.005	\$33.17
OR-381-H90	12	12 3/8	3/16	11.975	±.065	0.210	±.005	\$34.22
OR-382-H90	13	13 3/8	3/16	12.975	±.065	0.210	±.005	\$38.50
OR-383-H90	14	14 3/8	3/16	13.975	±.070	0.210	±.005	\$44.70
OR-384-H90	15	15 3/8	3/16	14.975	±.070	0.210	±.005	\$46.64
OR-385-H90	16	16 3/8	3/16	15.955	±.075	0.210	±.005	\$47.36
OR-386-H90	17	17 3/8	3/16	16.955	±.080	0.210	±.005	\$49.22
OR-387-H90	18	18 3/8	3/16	17.955	±.085	0.210	±.005	\$50.82
OR-388-H90	19	19 3/8	3/16	18.955	±.090	0.210	±.005	\$51.89
OR-389-H90	20	20 3/8	3/16	19.955	±.095	0.210	±.005	\$59.95
OR-390-H90	21	21 3/8	3/16	20.955	±.095	0.210	±.005	\$66.66
OR-391-H90	22	22 3/8	3/16	21.955	±.100	0.210	±.005	\$74.84
OR-392-H90	23	23 3/8	3/16	22.940	±.105	0.210	±.005	\$83.70
OR-393-H90	24	24 3/8	3/16	23.940	±.110	0.210	±.005	\$96.89
OR-394-H90	25	25 3/8	3/16	24.940	±.115	0.210	±.005	\$102.55
OR-395-H90	26	26 3/8	3/16	25.940	±.120	0.210	±.005	\$108.95
400 Series								
OR-400-H90	1 3/8	1 7/8	1/4	1.225	±.012	0.275	±.006	\$8.33
OR-401-H90	1 1/2	2	1/4	1.475	±.014	0.275	±.006	\$8.93
OR-402-H90	1 5/8	2 1/8	1/4	1.600	±.015	0.275	±.006	\$9.91
OR-403-H90	1 3/4	2 1/4	1/4	1.725	±.016	0.275	±.006	\$10.31




Static Seal

OR Profile

AS 568 Dash No. (2-XXX Series)	Nominal O-Ring Size (Reference Only)			Actual O-Ring Size per AS 568A				List Price
				Dimensions are in Inch				
	ID	OD	W	ID	Tolerance	W	Tolerance	
OR-404-H90	1 7/8	2 3/8	1/4	1.850	±.016	0.275	±.006	\$10.70
OR-405-H90	2	2 1/2	1/4	1.975	±.017	0.275	±.006	\$10.92
OR-406-H90	2 1/8	2 5/8	1/4	2.100	±.018	0.275	±.006	\$11.10
OR-407-H90	2 1/4	2 3/4	1/4	2.225	±.018	0.275	±.006	\$12.29
OR-408-H90	2 3/8	2 7/8	1/4	2.350	±.020	0.275	±.006	\$12.69
OR-409-H90	2 1/2	3	1/4	2.475	±.020	0.275	±.006	\$12.90
OR-410-H90	2 5/8	3 1/8	1/4	2.600	±.020	0.275	±.006	\$13.08
OR-411-H90	2 3/4	3 1/4	1/4	2.725	±.022	0.275	±.006	\$13.88
OR-412-H90	2 7/8	3 3/8	1/4	2.850	±.022	0.275	±.006	\$14.09
OR-413-H90	3	3 1/2	1/4	2.975	±.024	0.275	±.006	\$14.27
OR-414-H90	3 1/8	3 5/8	1/4	3.100	±.024	0.275	±.006	\$14.48
OR-415-H90	3 1/4	3 3/4	1/4	3.225	±.024	0.275	±.006	\$14.67
OR-416-H90	3 3/8	3 7/8	1/4	3.350	±.026	0.275	±.006	\$14.88
OR-417-H90	3 1/2	4	1/4	3.475	±.026	0.275	±.006	\$15.07
OR-418-H90	3 5/8	4 1/8	1/4	3.600	±.026	0.275	±.006	\$15.27
OR-419-H90	3 3/4	4 1/4	1/4	3.725	±.028	0.275	±.006	\$15.46
OR-420-H90	3 7/8	4 3/8	1/4	3.850	±.028	0.275	±.006	\$16.65
OR-421-H90	4	4 1/2	1/4	3.975	±.028	0.275	±.006	\$17.05
OR-422-H90	4 1/8	4 5/8	1/4	4.100	±.030	0.275	±.006	\$17.26
OR-423-H90	4 1/4	4 3/4	1/4	4.225	±.030	0.275	±.006	\$17.44
OR-424-H90	4 3/8	4 7/8	1/4	4.350	±.030	0.275	±.006	\$17.65
OR-425-H90	4 1/2	5	1/4	4.475	±.033	0.275	±.006	\$17.87
OR-426-H90	4 5/8	5 1/8	1/4	4.600	±.033	0.275	±.006	\$18.66
OR-427-H90	4 3/4	5 1/4	1/4	4.725	±.033	0.275	±.006	\$19.46
OR-428-H90	4 7/8	5 3/8	1/4	4.850	±.033	0.275	±.006	\$19.50
OR-429-H90	5	5 1/2	1/4	4.975	±.037	0.275	±.006	\$20.24
OR-430-H90	5 1/8	5 5/8	1/4	5.100	±.037	0.275	±.006	\$20.75
OR-431-H90	5 1/4	5 3/4	1/4	5.225	±.037	0.275	±.006	\$21.25
OR-432-H90	5 3/8	5 7/8	1/4	5.350	±.037	0.275	±.006	\$21.46
OR-433-H90	5 1/2	6	1/4	5.475	±.037	0.275	±.006	\$22.47
OR-434-H90	5 5/8	6 1/8	1/4	5.600	±.037	0.275	±.006	\$22.67
OR-435-H90	5 3/4	6 1/4	1/4	5.725	±.037	0.275	±.006	\$23.07
OR-436-H90	5 7/8	6 3/8	1/4	5.850	±.037	0.275	±.006	\$24.57
OR-437-H90	6	6 1/2	1/4	5.975	±.037	0.275	±.006	\$24.96
OR-438-H90	6 1/4	6 3/4	1/4	6.225	±.040	0.275	±.006	\$25.74




Static Seal

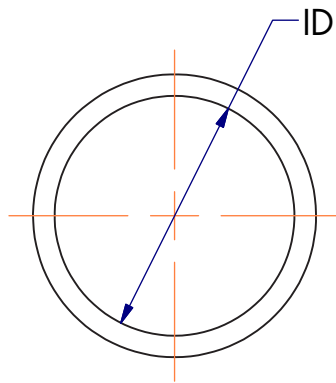


OR Profile

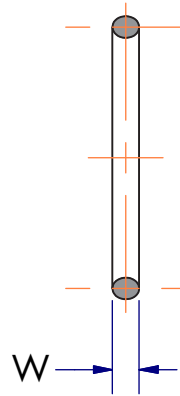
AS 568 Dash No. (2-XXX Series)	Nominal O-Ring Size (Reference Only)			Actual O-Ring Size per AS 568A				List Price
				Dimensions are in Inch				
	ID	OD	W	ID	Tolerance	W	Tolerance	
OR-439-H90	6 1/2	7	1/4	6.475	±.040	0.275	±.006	\$26.52
OR-440-H90	6 3/4	7 1/4	1/4	6.725	±.040	0.275	±.006	\$27.56
OR-441-H90	7	7 1/2	1/4	6.975	±.040	0.275	±.006	\$29.55
OR-442-H90	7 1/4	7 3/4	1/4	7.225	±.045	0.275	±.006	\$30.72
OR-443-H90	7 1/2	8	1/4	7.475	±.045	0.275	±.006	\$31.88
OR-444-H90	7 3/4	8 1/4	1/4	7.725	±.045	0.275	±.006	\$32.89
OR-445-H90	8	8 1/2	1/4	7.975	±.045	0.275	±.006	\$34.29
OR-446-H90	8 1/2	9	1/4	8.475	±.055	0.275	±.006	\$35.74
OR-447-H90	9	9 1/2	1/4	8.975	±.055	0.275	±.006	\$36.03
OR-448-H90	9 1/2	10	1/4	9.475	±.055	0.275	±.006	\$37.44
OR-449-H90	10	10 1/2	1/4	9.975	±.055	0.275	±.006	\$42.28
OR-450-H90	10 1/2	11	1/4	10.475	±.060	0.275	±.006	\$49.69
OR-451-H90	11	11 1/2	1/4	10.975	±.060	0.275	±.006	\$51.35
OR-452-H90	11 1/2	12	1/4	11.475	±.060	0.275	±.006	\$54.36
OR-453-H90	12	12 1/2	1/4	11.975	±.060	0.275	±.006	\$55.97
OR-454-H90	12 1/2	13	1/4	12.475	±.060	0.275	±.006	\$58.49
OR-455-H90	13	13 1/2	1/4	12.975	±.060	0.275	±.006	\$60.48
OR-456-H90	13 1/2	14	1/4	13.475	±.070	0.275	±.006	\$61.73
OR-457-H90	14	14 1/2	1/4	13.975	±.070	0.275	±.006	\$63.56
OR-458-H90	14 1/2	15	1/4	14.475	±.070	0.275	±.006	\$65.58
OR-459-H90	15	15 1/2	1/4	14.975	±.070	0.275	±.006	\$68.41
OR-460-H90	15 1/2	16	1/4	15.475	±.070	0.275	±.006	\$72.53
OR-461-H90	16	16 1/2	1/4	15.955	±.075	0.275	±.006	\$74.52
OR-462-H90	16 1/2	17	1/4	16.455	±.075	0.275	±.006	\$77.12
OR-463-H90	17	17 1/2	1/4	16.955	±.080	0.275	±.006	\$79.44
OR-464-H90	17 1/2	18	1/4	17.455	±.085	0.275	±.006	\$84.51
OR-465-H90	18	18 1/2	1/4	17.955	±.085	0.275	±.006	\$86.60
OR-466-H90	18 1/2	19	1/4	18.455	±.085	0.275	±.006	\$89.73
OR-467-H90	19	19 1/2	1/4	18.955	±.090	0.275	±.006	\$93.11
OR-468-H90	19 1/2	20	1/4	19.455	±.090	0.275	±.006	\$97.16
OR-469-H90	20	20 1/2	1/4	19.955	±.090	0.275	±.006	\$101.20
OR-470-H90	21	21 1/2	1/4	20.955	±.090	0.275	±.006	\$111.32
OR-471-H90	22	22 1/2	1/4	21.955	±.100	0.275	±.006	\$119.42
OR-472-H90	23	23 1/2	1/4	22.940	±.105	0.275	±.006	\$127.52
OR-473-H90	24	24 1/2	1/4	23.940	±.110	0.275	±.006	\$135.61
OR-474-H90	25	25 1/2	1/4	24.940	±.115	0.275	±.006	\$143.71
OR-475-H90	26	26 1/2	1/4	25.940	±.120	0.275	±.006	\$151.81



OR Profile



Static Seal



Materials
O-Ring: HNBR 90D


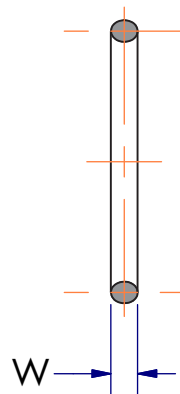
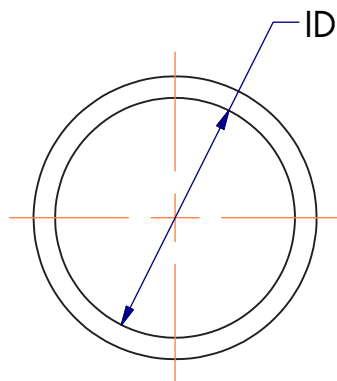
Operating Conditions
Temperature: -40° to 300°F
Pressure: 5,000 PSI

Standard AS 568A 90A Durometer HNBR O-Ring designed for static industrial seal glands. Improved abrasion and chemical resistance and higher temperature capability over standard 90D NBR materials.

Other material options and sizes may be available. Please contact customer service.

AS 568 Dash No. (3-XXX Series)	Reference	Tube O.D. (reference)	Actual O-Ring Size per AS 568A				List Price
			Dimensions are in Inch				
			ID	Tolerance	W	Tolerance	
OR-901-H90		3/32	0.185	±.005	0.056	±.003	\$0.12
OR-902-H90		1/8	0.239	±.005	0.064	±.003	\$0.14
OR-903-H90		3/16	0.301	±.005	0.064	±.003	\$0.17
OR-904-H90		1/4	0.351	±.005	0.072	±.003	\$0.19
OR-905-H90		5/16	0.414	±.005	0.072	±.003	\$0.24
OR-906-H90		3/8	0.468	±.005	0.078	±.003	\$0.27
OR-907-H90		7/16	0.503	±.007	0.082	±.003	\$0.29
OR-908-H90		1/2	0.644	±.009	0.087	±.003	\$0.39
OR-909-H90		9/16	0.706	±.009	0.097	±.003	\$0.47
OR-910-H90		5/8	0.755	±.009	0.097	±.003	\$0.55
OR-911-H90		11/16	0.863	±.009	0.116	±.004	\$0.71
OR-912-H90		3/4	0.924	±.009	0.116	±.004	\$0.84
OR-913-H90		13/16	0.986	±.010	0.116	±.004	\$0.93
OR-914-H90		7/8	1.047	±.010	0.116	±.004	\$0.96
OR-916-H90		1	1.171	±.010	0.116	±.004	\$1.14
OR-918-H90		1 1/8	1.355	±.012	0.116	±.004	\$1.29
OR-920-H90		1 1/4	1.475	±.014	0.118	±.004	\$1.44
OR-924-H90		1 1/2	1.720	±.014	0.118	±.004	\$1.80
OR-928-H90		1 3/4	2.090	±.018	0.118	±.004	\$2.29
OR-932-H90		2	2.337	±.018	0.118	±.004	\$2.58

Static Seal




Materials
O-Ring: Polyurethane 90D

Operating Conditions
Temperature: -40° to 225°F
Pressure: 5,000 PSI

Standard AS 568A 90A Durometer Polyurethane O-Ring designed for static industrial seal glands. Commonly used in high pressure impulse static sealing applications.

Other material options and sizes may be available. Please contact customer service.

AS 568 Dash No. (2-XXX Series)	Reference	Nominal O-Ring Size (Reference Only)			Actual O-Ring Size per AS 568A				List Price
					Dimensions are in Inch				
		ID	OD	W	ID	Tolerance	W	Tolerance	
000 Series									
OR-004-P90		5/64	13/64	1/16	0.070	±.005	0.070	±.003	\$0.78
OR-005-P90		3/32	7/32	1/16	0.101	±.005	0.070	±.003	\$0.82
OR-006-P90	568-006U	1/8	1/4	1/16	0.114	±.005	0.070	±.003	\$0.87
OR-007-P90		5/32	9/32	1/16	0.145	±.005	0.070	±.003	\$0.92
OR-008-P90	568-008U	3/16	5/16	1/16	0.176	±.005	0.070	±.003	\$0.97
OR-009-P90	568-009U	7/32	11/32	1/16	0.208	±.005	0.070	±.003	\$1.00
OR-010-P90	568-010U	1/4	3/8	1/16	0.239	±.005	0.070	±.003	\$1.06
OR-011-P90	568-011U	5/16	7/16	1/16	0.301	±.005	0.070	±.003	\$1.12
OR-012-P90	568-012U	3/8	1/2	1/16	0.364	±.005	0.070	±.003	\$1.18
OR-013-P90	568-013U	7/16	9/16	1/16	0.426	±.005	0.070	±.003	\$1.25
OR-014-P90	568-014U	1/2	5/8	1/16	0.489	±.005	0.070	±.003	\$1.32
OR-015-P90	568-015U	9/16	11/16	1/16	0.551	±.007	0.070	±.003	\$1.40
OR-016-P90	568-016U	5/8	3/4	1/16	0.614	±.009	0.070	±.003	\$1.48
OR-017-P90	568-017U	11/16	13/16	1/16	0.676	±.009	0.070	±.003	\$1.57
OR-018-P90	568-018U	3/4	7/8	1/16	0.739	±.009	0.070	±.003	\$1.66
OR-019-P90		13/16	15/16	1/16	0.801	±.009	0.070	±.003	\$1.75
OR-020-P90	568-020U	7/8	1	1/16	0.864	±.009	0.070	±.003	\$1.85
OR-021-P90		15/16	1 1/16	1/16	0.926	±.009	0.070	±.003	\$1.96
OR-022-P90	568-022U	1	1 1/8	1/16	0.989	±.010	0.070	±.003	\$2.07
OR-023-P90	568-023U	1 1/16	1 3/16	1/16	1.051	±.010	0.070	±.003	\$2.19
OR-024-P90		1 1/8	1 1/4	1/16	1.114	±.010	0.070	±.003	\$2.32




Static Seal

OR Profile

AS 568 Dash No. (2-XXX Series)	Reference	Nominal O-Ring Size (Reference Only)			Actual O-Ring Size per AS 568A				List Price
					Dimensions are in Inch				
		ID	OD	W	ID	Tolerance	W	Tolerance	
OR-025-P90		1 3/16	1 5/16	1/16	1.176	±.011	0.070	±.003	\$2.45
OR-026-P90		1 1/4	1 3/8	1/16	1.239	±.011	0.070	±.003	\$2.59
OR-027-P90		1 5/16	1 7/16	1/16	1.301	±.011	0.070	±.003	\$2.74
OR-028-P90		1 3/8	1 1/2	1/16	1.364	±.013	0.070	±.003	\$2.90
OR-029-P90		1 1/2	1 5/8	1/16	1.489	±.013	0.070	±.003	\$3.06
OR-030-P90		1 5/8	1 3/4	1/16	1.614	±.013	0.070	±.003	\$3.24
OR-031-P90	568-031U	1 3/4	1 7/8	1/16	1.739	±.015	0.070	±.003	\$3.42
OR-032-P90		1 7/8	2	1/16	1.864	±.015	0.070	±.003	\$3.62
OR-033-P90		2	2 1/8	1/16	1.989	±.018	0.070	±.003	\$6.02
OR-034-P90		2 1/8	2 1/4	1/16	2.114	±.018	0.070	±.003	\$6.24
OR-035-P90		2 1/4	2 3/8	1/16	2.239	±.018	0.070	±.003	\$6.48
OR-036-P90		2 3/8	2 1/2	1/16	2.364	±.018	0.070	±.003	\$6.72
OR-037-P90		2 1/2	2 5/8	1/16	2.489	±.018	0.070	±.003	\$6.97
OR-038-P90		2 5/8	2 3/4	1/16	2.614	±.020	0.070	±.003	\$7.23
OR-039-P90		2 3/4	2 7/8	1/16	2.739	±.020	0.070	±.003	\$7.50
OR-040-P90		2 7/8	3	1/16	2.864	±.020	0.070	±.003	\$7.79
OR-041-P90		3	3 1/8	1/16	2.989	±.024	0.070	±.003	\$12.63
OR-042-P90		3 1/4	3 3/8	1/16	3.239	±.024	0.070	±.003	\$13.10
OR-043-P90		3 1/2	3 5/8	1/16	3.489	±.024	0.070	±.003	\$12.68
OR-044-P90		3 3/4	3 7/8	1/16	3.739	±.027	0.070	±.003	\$13.28
OR-045-P90		4	4 1/8	1/16	3.989	±.027	0.070	±.003	\$13.91
OR-046-P90		4 1/4	4 3/8	1/16	4.239	±.030	0.070	±.003	\$14.57
OR-047-P90		4 1/2	4 5/8	1/16	4.489	±.030	0.070	±.003	\$15.26
100 Series									
OR-105-P90		5/32	11/32	3/32	0.143	±.005	0.103	±.003	\$1.62
OR-106-P90		3/16	3/8	3/32	0.174	±.005	0.103	±.003	\$1.69
OR-107-P90		7/32	13/32	3/32	0.206	±.005	0.103	±.003	\$1.77
OR-108-P90		1/4	7/16	3/32	0.237	±.005	0.103	±.003	\$1.86
OR-109-P90		5/16	1/2	3/32	0.299	±.005	0.103	±.003	\$1.95
OR-110-P90	568-110U	3/8	9/16	3/32	0.362	±.005	0.103	±.003	\$2.04
OR-111-P90	568-111U	7/16	5/8	3/32	0.424	±.005	0.103	±.003	\$2.13
OR-112-P90	568-112U	1/2	11/16	3/32	0.487	±.005	0.103	±.003	\$2.24
OR-113-P90	568-113U	9/16	3/4	3/32	0.549	±.005	0.103	±.003	\$2.34
OR-114-P90	568-114U	5/8	13/16	3/32	0.612	±.009	0.103	±.003	\$2.45
OR-115-P90	568-115U	11/16	7/8	3/32	0.674	±.009	0.103	±.003	\$2.57




Static Seal



OR Profile

AS 568 Dash No. (2-XXX Series)	Reference	Nominal O-Ring Size (Reference Only)			Actual O-Ring Size per AS 568A				List Price
					Dimensions are in Inch				
		ID	OD	W	ID	Tolerance	W	Tolerance	
OR-116-P90	568-116U	3/4	15/16	3/32	0.737	±.009	0.103	±.003	\$2.69
OR-117-P90	568-117U	13/16	1	3/32	0.799	±.010	0.103	±.003	\$2.82
OR-118-P90	568-118U	7/8	1 1/16	3/32	0.862	±.010	0.103	±.003	\$2.95
OR-119-P90	568-119U	15/16	1 1/8	3/32	0.924	±.010	0.103	±.003	\$3.20
OR-120-P90	568-120U	1	1 3/16	3/32	0.987	±.010	0.103	±.003	\$3.34
OR-121-P90	568-121U	1 1/16	1 1/4	3/32	1.049	±.010	0.103	±.003	\$3.50
OR-122-P90	568-122U	1 1/8	1 5/16	3/32	1.112	±.010	0.103	±.003	\$3.66
OR-123-P90	568-123U	1 3/16	1 3/8	3/32	1.174	±.012	0.103	±.003	\$3.84
OR-124-P90	568-124U	1 1/4	1 7/16	3/32	1.237	±.012	0.103	±.003	\$4.02
OR-125-P90		1 5/16	1 1/2	3/32	1.299	±.012	0.103	±.003	\$4.21
OR-126-P90		1 3/8	1 9/16	3/32	1.362	±.012	0.103	±.003	\$4.41
OR-127-P90		1 7/16	1 5/8	3/32	1.424	±.012	0.103	±.003	\$4.62
OR-128-P90		1 1/2	1 11/16	3/32	1.487	±.012	0.103	±.003	\$4.84
OR-129-P90		1 9/16	1 3/4	3/32	1.549	±.015	0.103	±.003	\$5.07
OR-130-P90	568-130U	1 5/8	1 13/16	3/32	1.612	±.015	0.103	±.003	\$5.31
OR-131-P90	568-131U	1 11/16	1 7/8	3/32	1.674	±.015	0.103	±.003	\$5.70
OR-132-P90		1 3/4	1 15/16	3/32	1.737	±.015	0.103	±.003	\$5.97
OR-133-P90	568-133U	1 13/16	2	3/32	1.799	±.015	0.103	±.003	\$6.19
OR-134-P90	568-134U	1 7/8	2 1/16	3/32	1.862	±.015	0.103	±.003	\$6.42
OR-135-P90		1 15/16	2 1/8	3/32	1.925	±.017	0.103	±.003	\$6.66
OR-136-P90	568-136U	2	2 3/16	3/32	1.987	±.017	0.103	±.003	\$6.91
OR-137-P90	568-137U	2 1/16	2 1/4	3/32	2.050	±.017	0.103	±.003	\$7.17
OR-138-P90		2 1/8	2 5/16	3/32	2.112	±.017	0.103	±.003	\$7.44
OR-139-P90		2 3/16	2 3/8	3/32	2.175	±.017	0.103	±.003	\$7.72
OR-140-P90		2 1/4	2 7/16	3/32	2.237	±.017	0.103	±.003	\$8.01
OR-141-P90		2 5/16	2 1/2	3/32	2.300	±.020	0.103	±.003	\$8.31
OR-142-P90		2 3/8	2 9/16	3/32	2.362	±.020	0.103	±.003	\$8.62
OR-143-P90		2 7/16	2 5/8	3/32	2.425	±.020	0.103	±.003	\$8.95
OR-144-P90		2 1/2	2 11/16	3/32	2.487	±.020	0.103	±.003	\$13.01
OR-145-P90		2 9/16	2 3/4	3/32	2.550	±.020	0.103	±.003	\$13.37
OR-146-P90		2 5/8	2 13/16	3/32	2.612	±.020	0.103	±.003	\$13.73
OR-147-P90		2 11/16	2 7/8	3/32	2.675	±.022	0.103	±.003	\$14.11
OR-148-P90	568-148U	2 3/4	2 15/16	3/32	2.737	±.022	0.103	±.003	\$14.50
OR-149-P90		2 13/16	3	3/32	2.800	±.022	0.103	±.003	\$14.90
OR-150-P90		2 7/8	3 1/16	3/32	2.862	±.022	0.103	±.003	\$15.31
OR-151-P90		3	3 3/16	3/32	2.987	±.024	0.103	±.003	\$15.73




Static Seal

OR Profile

AS 568 Dash No. (2-XXX Series)	Reference	Nominal O-Ring Size (Reference Only)			Actual O-Ring Size per AS 568A				List Price
					Dimensions are in Inch				
		ID	OD	W	ID	Tolerance	W	Tolerance	
OR-152-P90		3 1/4	3 7/16	3/32	3.237	±.024	0.103	±.003	\$16.16
OR-153-P90		3 1/2	3 11/16	3/32	3.487	±.024	0.103	±.003	\$16.61
OR-154-P90		3 3/4	3 15/16	3/32	3.737	±.028	0.103	±.003	\$17.06
OR-155-P90		4	4 3/16	3/32	3.987	±.028	0.103	±.003	\$17.53
OR-156-P90		4 1/4	4 7/16	3/32	4.237	±.030	0.103	±.003	\$18.02
200 Series									
OR-201-P90		3/16	7/16	1/8	0.171	±.005	0.139	±.004	\$2.48
OR-202-P90		1/4	1/2	1/8	0.234	±.005	0.139	±.004	\$2.53
OR-203-P90		5/16	9/16	1/8	0.296	±.005	0.139	±.004	\$2.60
OR-204-P90		3/8	5/8	1/8	0.359	±.005	0.139	±.004	\$2.64
OR-205-P90		7/16	11/16	1/8	0.421	±.005	0.139	±.004	\$2.78
OR-206-P90	568-206U	1/2	3/4	1/8	0.484	±.005	0.139	±.004	\$2.87
OR-208-P90		5/8	7/8	1/8	0.609	±.009	0.139	±.004	\$2.96
OR-209-P90		11/16	15/16	1/8	0.671	±.009	0.139	±.004	\$3.06
OR-210-P90	568-210U	3/4	1	1/8	0.734	±.010	0.139	±.004	\$3.15
OR-211-P90	568-211U	13/16	1 1/16	1/8	0.796	±.010	0.139	±.004	\$3.53
OR-212-P90		7/8	1 1/8	1/8	0.859	±.010	0.139	±.004	\$3.65
OR-213-P90	568-213U	15/16	1 3/16	1/8	0.921	±.010	0.139	±.004	\$3.77
OR-214-P90		1	1 1/4	1/8	0.984	±.010	0.139	±.004	\$3.89
OR-215-P90		1 1/16	1 5/16	1/8	1.046	±.010	0.139	±.004	\$4.02
OR-216-P90	568-216U	1 1/8	1 3/8	1/8	1.109	±.012	0.139	±.004	\$4.15
OR-217-P90		1 3/16	1 7/16	1/8	1.171	±.012	0.139	±.004	\$4.28
OR-218-P90	568-218U	1 1/4	1 1/2	1/8	1.234	±.012	0.139	±.004	\$4.42
OR-219-P90	568-219U	1 5/16	1 9/16	1/8	1.296	±.012	0.139	±.004	\$4.56
OR-220-P90	568-220U	1 3/8	1 5/8	1/8	1.359	±.012	0.139	±.004	\$4.71
OR-221-P90	568-221U	1 7/16	1 11/16	1/8	1.421	±.012	0.139	±.004	\$4.86
OR-222-P90	568-222U	1 1/2	1 3/4	1/8	1.484	±.015	0.139	±.004	\$5.02
OR-223-P90	568-223U	1 5/8	1 7/8	1/8	1.609	±.015	0.139	±.004	\$6.52
OR-224-P90	568-224U	1 3/4	2	1/8	1.734	±.015	0.139	±.004	\$6.73
OR-225-P90	568-225U	1 7/8	2 1/8	1/8	1.859	±.018	0.139	±.004	\$6.95
OR-226-P90	568-226U	2	2 1/4	1/8	1.984	±.018	0.139	±.004	\$7.17
OR-227-P90	568-227U	2 1/16	2 5/16	1/8	2.109	±.018	0.139	±.004	\$7.41
OR-228-P90	568-228U	2 1/4	2 1/2	1/8	2.234	±.020	0.139	±.004	\$7.65
OR-229-P90		2 3/8	2 5/8	1/8	2.359	±.020	0.139	±.004	\$13.33
OR-230-P90	568-230U	2 1/2	2 3/4	1/8	2.484	±.020	0.139	±.004	\$13.76




Static Seal



OR Profile

AS 568 Dash No. (2-XXX Series)	Reference	Nominal O-Ring Size (Reference Only)			Actual O-Ring Size per AS 568A				List Price
		ID	OD	W	Dimensions are in Inch				
					ID	Tolerance	W	Tolerance	
OR-231-P90		2 5/8	2 7/8	1/8	2.609	±.020	0.139	±.004	\$14.21
OR-232-P90	568-232U	2 3/4	3	1/8	2.734	±.024	0.139	±.004	\$14.67
OR-233-P90	568-233U	2 7/8	3 1/8	1/8	2.859	±.024	0.139	±.004	\$15.15
OR-234-P90	568-234U	3	3 1/4	1/8	2.984	±.024	0.139	±.004	\$15.64
OR-235-P90	568-235U	3 1/8	3 3/8	1/8	3.109	±.024	0.139	±.004	\$16.15
OR-236-P90	568-236U	3 1/4	3 1/2	1/8	3.234	±.024	0.139	±.004	\$16.67
OR-237-P90		3 3/8	3 5/8	1/8	3.359	±.024	0.139	±.004	\$17.21
OR-238-P90	568-238U	3 1/2	3 3/4	1/8	3.484	±.024	0.139	±.004	\$17.77
OR-239-P90		3 5/8	3 7/8	1/8	3.609	±.028	0.139	±.004	\$18.35
OR-240-P90	568-240U	3 3/4	4	1/8	3.734	±.028	0.139	±.004	\$18.95
OR-241-P90		3 7/8	4 1/8	1/8	3.859	±.028	0.139	±.004	\$19.56
OR-242-P90	568-242U	4	4 1/4	1/8	3.984	±.028	0.139	±.004	\$20.20
OR-243-P90		4 1/8	4 3/8	1/8	4.109	±.028	0.139	±.004	\$20.85
OR-244-P90	568-244U	4 1/4	4 1/2	1/8	4.234	±.030	0.139	±.004	\$21.53
OR-245-P90		4 3/8	4 5/8	1/8	4.359	±.030	0.139	±.004	\$22.23
OR-246-P90		4 1/2	4 3/4	1/8	4.484	±.030	0.139	±.004	\$49.31
OR-247-P90		4 5/8	4 7/8	1/8	4.609	±.030	0.139	±.004	\$50.18
OR-248-P90	568-248U	4 3/4	5	1/8	4.734	±.030	0.139	±.004	\$51.05
OR-249-P90		4 7/8	5 1/8	1/8	4.859	±.035	0.139	±.004	\$51.95
OR-250-P90		5	5 1/4	1/8	4.984	±.035	0.139	±.004	\$52.86
OR-251-P90		5 1/8	5 3/8	1/8	5.109	±.035	0.139	±.004	\$53.78
OR-252-P90		5 1/4	5 1/2	1/8	5.234	±.035	0.139	±.004	\$54.72
OR-253-P90		5 3/8	5 5/8	1/8	5.359	±.035	0.139	±.004	\$55.68
OR-254-P90		5 1/2	5 3/4	1/8	5.484	±.035	0.139	±.004	\$56.66
OR-255-P90		5 5/8	5 7/8	1/8	5.609	±.035	0.139	±.004	\$57.65
OR-256-P90	568-256U	5 3/4	6	1/8	5.734	±.035	0.139	±.004	\$58.65
OR-257-P90		5 7/8	6 1/8	1/8	5.859	±.035	0.139	±.004	\$59.68
OR-258-P90		6	6 1/4	1/8	5.984	±.035	0.139	±.004	\$60.73
OR-259-P90		6 1/4	6 1/2	1/8	6.234	±.040	0.139	±.004	\$61.79
OR-260-P90	568-260U	6 1/2	6 3/4	1/8	6.484	±.040	0.139	±.004	\$62.87
OR-261-P90		6 3/4	7	1/8	6.734	±.040	0.139	±.004	\$63.97
OR-262-P90		7	7 1/4	1/8	6.984	±.040	0.139	±.004	\$65.09
OR-263-P90		7 1/4	7 1/2	1/8	7.234	±.045	0.139	±.004	\$66.23
OR-264-P90		7 1/2	7 3/4	1/8	7.484	±.045	0.139	±.004	\$67.39
OR-265-P90		7 3/4	8	1/8	7.734	±.045	0.139	±.004	\$68.57
OR-266-P90		8	8 1/4	1/8	7.984	±.045	0.139	±.004	\$69.77




Static Seal

OR Profile

AS 568 Dash No. (2-XXX Series)	Reference	Nominal O-Ring Size (Reference Only)			Actual O-Ring Size per AS 568A				List Price
					Dimensions are in Inch				
		ID	OD	W	ID	Tolerance	W	Tolerance	
OR-267-P90		8 1/4	8 1/2	1/8	8.234	±.050	0.139	±.004	\$70.99
OR-268-P90		8 1/2	8 3/4	1/8	8.484	±.050	0.139	±.004	\$72.23
OR-269-P90		8 3/4	9	1/8	8.734	±.050	0.139	±.004	\$73.49
300 Series									
OR-309-P90		7/16	13/16	3/16	0.412	±.005	0.210	±.005	\$4.66
OR-312-P90		5/8	1	3/16	0.600	±.009	0.210	±.005	\$4.79
OR-320-P90		1 1/8	1 1/2	3/16	1.100	±.012	0.210	±.005	\$4.92
OR-321-P90		1 3/16	1 9/16	3/16	1.162	±.012	0.210	±.005	\$5.06
OR-322-P90		1 1/4	1 5/8	3/16	1.225	±.012	0.210	±.005	\$5.19
OR-324-P90		1 3/8	1 3/4	3/16	1.350	±.012	0.210	±.005	\$5.34
OR-325-P90		1 1/2	1 7/8	3/16	1.475	±.015	0.210	±.005	\$7.41
OR-326-P90	568-326U	1 5/8	2	3/16	1.600	±.015	0.210	±.005	\$7.62
OR-327-P90	568-327U	1 3/4	2 1/8	3/16	1.725	±.015	0.210	±.005	\$7.83
OR-328-P90	568-328U	1 7/8	2 1/4	3/16	1.850	±.015	0.210	±.005	\$8.04
OR-329-P90	568-329U	2	2 3/8	3/16	1.975	±.018	0.210	±.005	\$8.27
OR-330-P90	568-330U	2 1/8	2 1/2	3/16	2.100	±.018	0.210	±.005	\$14.46
OR-331-P90	568-331U	2 1/4	2 5/8	3/16	2.225	±.018	0.210	±.005	\$14.86
OR-332-P90	568-332U	2 3/8	2 3/4	3/16	2.350	±.018	0.210	±.005	\$15.27
OR-333-P90		2 1/2	2 7/8	3/16	2.475	±.020	0.210	±.005	\$15.69
OR-334-P90		2 5/8	3	3/16	2.600	±.020	0.210	±.005	\$16.12
OR-335-P90	568-335U	2 3/4	3 1/8	3/16	2.725	±.020	0.210	±.005	\$16.56
OR-336-P90	568-336U	2 7/8	3 1/4	3/16	2.850	±.020	0.210	±.005	\$17.01
OR-337-P90	568-337U	3	3 3/8	3/16	2.975	±.024	0.210	±.005	\$17.48
OR-338-P90		3 1/8	3 1/2	3/16	3.100	±.024	0.210	±.005	\$17.96
OR-339-P90		3 1/4	3 5/8	3/16	3.225	±.024	0.210	±.005	\$18.46
OR-340-P90		3 3/8	3 3/4	3/16	3.350	±.024	0.210	±.005	\$18.97
OR-341-P90		3 1/2	3 7/8	3/16	3.475	±.024	0.210	±.005	\$19.49
OR-342-P90		3 5/8	4	3/16	3.600	±.028	0.210	±.005	\$20.02
OR-343-P90		3 3/4	4 1/8	3/16	3.725	±.028	0.210	±.005	\$20.57
OR-344-P90		3 7/8	4 1/4	3/16	3.850	±.028	0.210	±.005	\$51.21
OR-345-P90		4	4 3/8	3/16	3.975	±.028	0.210	±.005	\$52.11
OR-346-P90		4 1/8	4 1/2	3/16	4.100	±.028	0.210	±.005	\$53.02
OR-347-P90		4 1/4	4 5/8	3/16	4.225	±.030	0.210	±.005	\$53.95
OR-348-P90	568-348U	4 3/8	4 3/4	3/16	4.350	±.030	0.210	±.005	\$54.89
OR-349-P90		4 1/2	4 7/8	3/16	4.475	±.030	0.210	±.005	\$55.85




Static Seal

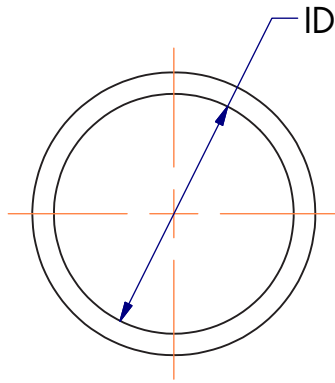


OR Profile

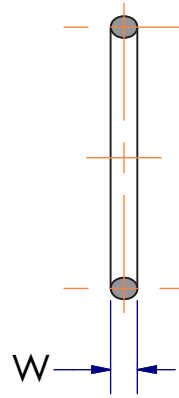
AS 568 Dash No. (2-XXX Series)	Reference	Nominal O-Ring Size (Reference Only)			Actual O-Ring Size per AS 568A				List Price
					Dimensions are in Inch				
		ID	OD	W	ID	Tolerance	W	Tolerance	
OR-350-P90		4 5/8	5	3/16	4.600	±.030	0.210	±.005	\$56.83
OR-357-P90		5 1/2	5 7/8	3/16	5.475	±.037	0.210	±.005	\$57.82
OR-359-P90		5 3/4	6 1/8	3/16	5.725	±.037	0.210	±.005	\$60.15
OR-365-P90		7	7 3/8	3/16	6.975	±.040	0.210	±.005	\$83.75
OR-366-P90		7 1/4	7 5/8	3/16	7.225	±.045	0.210	±.005	\$85.21
OR-367-P90		7 1/2	7 7/8	3/16	7.475	±.045	0.210	±.005	\$86.70
400 Series									
OR-425-P90		4 1/2	5	1/4	4.475	±.033	0.275	±.006	\$53.31
OR-426-P90		4 5/8	5 1/8	1/4	4.600	±.033	0.275	±.006	\$55.20
OR-427-P90		4 3/4	5 1/4	1/4	4.725	±.033	0.275	±.006	\$56.17
OR-428-P90		4 7/8	5 3/8	1/4	4.850	±.033	0.275	±.006	\$57.15
OR-429-P90		5	5 1/2	1/4	4.975	±.037	0.275	±.006	\$58.15
OR-430-P90		5 1/8	5 5/8	1/4	5.100	±.037	0.275	±.006	\$59.17
OR-431-P90		5 1/4	5 3/4	1/4	5.225	±.037	0.275	±.006	\$60.20
OR-432-P90		5 3/8	5 7/8	1/4	5.350	±.037	0.275	±.006	\$61.26
OR-433-P90		5 1/2	6	1/4	5.475	±.037	0.275	±.006	\$62.33
OR-434-P90		5 5/8	6 1/8	1/4	5.600	±.037	0.275	±.006	\$63.42
OR-435-P90		5 3/4	6 1/4	1/4	5.725	±.037	0.275	±.006	\$64.53
OR-436-P90		5 7/8	6 3/8	1/4	5.850	±.037	0.275	±.006	\$65.66
OR-437-P90		6	6 1/2	1/4	5.975	±.037	0.275	±.006	\$66.81
OR-438-P90		6 1/4	6 3/4	1/4	6.225	±.040	0.275	±.006	\$67.97
OR-439-P90		6 1/2	7	1/4	6.475	±.040	0.275	±.006	\$69.16
OR-440-P90		6 3/4	7 1/4	1/4	6.725	±.040	0.275	±.006	\$70.37
OR-441-P90		7	7 1/2	1/4	6.975	±.040	0.275	±.006	\$71.61
OR-442-P90		7 1/4	7 3/4	1/4	7.225	±.045	0.275	±.006	\$72.86
OR-443-P90		7 1/2	8	1/4	7.475	±.045	0.275	±.006	\$74.13
OR-444-P90		7 3/4	8 1/4	1/4	7.725	±.045	0.275	±.006	\$75.43
OR-445-P90		8	8 1/2	1/4	7.975	±.045	0.275	±.006	\$76.75
OR-446-P90		8 1/2	9	1/4	8.475	±.055	0.275	±.006	\$78.09
OR-447-P90		9	9 1/2	1/4	8.975	±.055	0.275	±.006	\$80.24
OR-448-P90		9 1/2	10	1/4	9.475	±.055	0.275	±.006	\$82.45
OR-449-P90		10	10 1/2	1/4	9.975	±.055	0.275	±.006	\$84.72



OR Profile



Static Seal



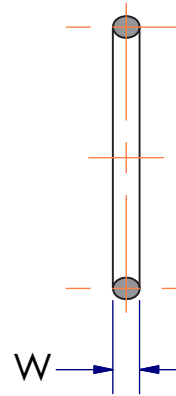
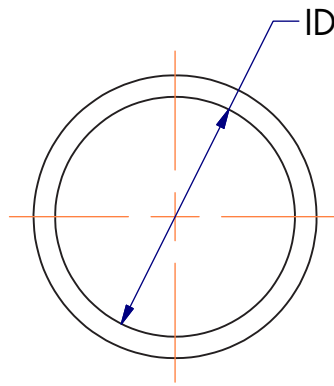
Materials
O-Ring: Polyurethane 90D

Operating Conditions
Temperature: -40° to 225°F
Pressure: 5,000 PSI

Standard AS 568A 90A Durometer Polyurethane O-Ring designed for static industrial seal glands. Commonly used in high pressure impulse static sealing applications. Other material options and sizes may be available. Please contact customer service.

AS 568 Dash No. (3-XXX Series)	Reference	Tube O.D. (reference)	Actual O-Ring Size per AS 568A				List Price
			Dimensions are in Inch				
			ID	Tolerance	W	Tolerance	
OR-902-P90		1/8	0.239	±.005	0.064	±.003	\$2.05
OR-904-P90		1/4	0.351	±.005	0.072	±.003	\$2.12
OR-905-P90		5/16	0.414	±.005	0.072	±.003	\$2.20
OR-906-P90		3/8	0.468	±.005	0.078	±.003	\$2.28
OR-908-P90		1/2	0.644	±.009	0.087	±.003	\$2.37
OR-910-P90		5/8	0.755	±.009	0.097	±.003	\$2.46
OR-912-P90		3/4	0.924	±.009	0.116	±.004	\$3.45
OR-916-P90		1	1.171	±.010	0.116	±.004	\$4.29
OR-920-P90		1 1/4	1.475	±.014	0.118	±.004	\$6.30

Static Seal




Materials
O-Ring: PTFE

Operating Conditions
Temperature: -65° to 450°F
Pressure: 5,000 PSI

Standard AS 568A 65D Durometer Virgin PTFE O-Ring designed for static industrial seal glands. Commonly used in cryogenic, chemical resistant and high temperature applications. Other material options and sizes may be available. Please contact customer service.

AS 568 Dash No. (2-XXX Series)	Reference	Nominal O-Ring Size (Reference Only)			Actual O-Ring Size per AS 568A				List Price
		ID	OD	W	Dimensions are in Inch				
					ID	Tolerance	W	Tolerance	
000 Series									
OR-005-T01		3/32	7/32	1/16	0.101	±.005	0.070	±.003	\$2.70
OR-006-T01	568-006T	1/8	1/4	1/16	0.114	±.005	0.070	±.003	\$2.70
OR-007-T01		5/32	9/32	1/16	0.145	±.005	0.070	±.003	\$2.70
OR-008-T01		3/16	5/16	1/16	0.176	±.005	0.070	±.003	\$2.70
OR-009-T01	568-009T	7/32	11/32	1/16	0.208	±.005	0.070	±.003	\$2.70
OR-010-T01	568-010T	1/4	3/8	1/16	0.239	±.005	0.070	±.003	\$2.70
OR-011-T01	568-011T	5/16	7/16	1/16	0.301	±.005	0.070	±.003	\$2.70
OR-012-T01	568-012T	3/8	1/2	1/16	0.364	±.005	0.070	±.003	\$2.70
OR-013-T01	568-013T	7/16	9/16	1/16	0.426	±.005	0.070	±.003	\$2.70
OR-014-T01	568-014T	1/2	5/8	1/16	0.489	±.005	0.070	±.003	\$2.70
OR-015-T01	568-015T	9/16	11/16	1/16	0.551	±.007	0.070	±.003	\$2.70
OR-016-T01	568-016T	5/8	3/4	1/16	0.614	±.009	0.070	±.003	\$2.70
OR-017-T01		11/16	13/16	1/16	0.676	±.009	0.070	±.003	\$2.70
OR-018-T01	568-018T	3/4	7/8	1/16	0.739	±.009	0.070	±.003	\$2.70
OR-019-T01		13/16	15/16	1/16	0.801	±.009	0.070	±.003	\$2.70
OR-020-T01	568-020T	7/8	1	1/16	0.864	±.009	0.070	±.003	\$2.70
OR-021-T01	568-021T	15/16	1 1/16	1/16	0.926	±.009	0.070	±.003	\$2.70
OR-022-T01	568-022T	1	1 1/8	1/16	0.989	±.010	0.070	±.003	\$2.70
OR-023-T01	568-023T	1 1/16	1 3/16	1/16	1.051	±.010	0.070	±.003	\$3.24
OR-024-T01	568-024T	1 1/8	1 1/4	1/16	1.114	±.010	0.070	±.003	\$3.42
OR-025-T01		1 3/16	1 5/16	1/16	1.176	±.011	0.070	±.003	\$3.60




Static Seal

OR Profile

AS 568 Dash No. (2-XXX Series)	Reference	Nominal O-Ring Size (Reference Only)			Actual O-Ring Size per AS 568A				List Price
		ID	OD	W	Dimensions are in Inch				
					ID	Tolerance	W	Tolerance	
OR-026-T01	568-026T	1 1/4	1 3/8	1/16	1.239	±.011	0.070	±.003	\$3.60
OR-027-T01		1 5/16	1 7/16	1/16	1.301	±.011	0.070	±.003	\$3.60
OR-028-T01	568-028T	1 3/8	1 1/2	1/16	1.364	±.013	0.070	±.003	\$3.60
OR-029-T01	568-029T	1 1/2	1 5/8	1/16	1.489	±.013	0.070	±.003	\$3.78
OR-030-T01	568-030T	1 5/8	1 3/4	1/16	1.614	±.013	0.070	±.003	\$3.96
OR-031-T01		1 3/4	1 7/8	1/16	1.739	±.015	0.070	±.003	\$4.32
OR-032-T01	568-032T	1 7/8	2	1/16	1.864	±.015	0.070	±.003	\$4.50
OR-033-T01		2	2 1/8	1/16	1.989	±.018	0.070	±.003	\$4.50
OR-034-T01		2 1/8	2 1/4	1/16	2.114	±.018	0.070	±.003	\$5.04
OR-035-T01		2 1/4	2 3/8	1/16	2.239	±.018	0.070	±.003	\$5.40
OR-036-T01		2 3/8	2 1/2	1/16	2.364	±.018	0.070	±.003	\$5.40
OR-037-T01		2 1/2	2 5/8	1/16	2.489	±.018	0.070	±.003	\$5.58
OR-038-T01		2 5/8	2 3/4	1/16	2.614	±.020	0.070	±.003	\$5.58
OR-039-T01		2 3/4	2 7/8	1/16	2.739	±.020	0.070	±.003	\$6.30
OR-040-T01		2 7/8	3	1/16	2.864	±.020	0.070	±.003	\$7.56
OR-041-T01		3	3 1/8	1/16	2.989	±.024	0.070	±.003	\$7.92
OR-042-T01		3 1/4	3 3/8	1/16	3.239	±.024	0.070	±.003	\$9.36
OR-043-T01		3 1/2	3 5/8	1/16	3.489	±.024	0.070	±.003	\$10.80
OR-044-T01	568-044T	3 3/4	3 7/8	1/16	3.739	±.027	0.070	±.003	\$11.16
OR-045-T01		4	4 1/8	1/16	3.989	±.027	0.070	±.003	\$12.24
OR-046-T01		4 1/4	4 3/8	1/16	4.239	±.030	0.070	±.003	\$12.78
OR-047-T01		4 1/2	4 5/8	1/16	4.489	±.030	0.070	±.003	\$13.14
OR-048-T01		4 3/4	4 7/8	1/16	4.739	±.030	0.070	±.003	\$14.40
OR-049-T01		5	5 1/8	1/16	4.989	±.037	0.070	±.003	\$19.80
OR-050-T01		5 1/4	5 3/8	1/16	5.239	±.037	0.070	±.003	\$20.70
100 Series									
OR-106-T01		3/16	3/8	3/32	0.174	±.005	0.103	±.003	\$2.70
OR-107-T01		7/32	13/32	3/32	0.206	±.005	0.103	±.003	\$2.70
OR-108-T01		1/4	7/16	3/32	0.237	±.005	0.103	±.003	\$2.70
OR-109-T01	568-109T	5/16	1/2	3/32	0.299	±.005	0.103	±.003	\$2.70
OR-110-T01	568-110T	3/8	9/16	3/32	0.362	±.005	0.103	±.003	\$2.70
OR-111-T01	568-111T	7/16	5/8	3/32	0.424	±.005	0.103	±.003	\$2.70
OR-112-T01	568-112T	1/2	11/16	3/32	0.487	±.005	0.103	±.003	\$2.70
OR-113-T01		9/16	3/4	3/32	0.549	±.005	0.103	±.003	\$2.70
OR-114-T01	568-114T	5/8	13/16	3/32	0.612	±.009	0.103	±.003	\$2.70




Static Seal



OR Profile

AS 568 Dash No. (2-XXX Series)	Reference	Nominal O-Ring Size (Reference Only)			Actual O-Ring Size per AS 568A				List Price
		Dimensions are in Inch							
		ID	OD	W	ID	Tolerance	W	Tolerance	
OR-115-T01	568-115T	11/16	7/8	3/32	0.674	±.009	0.103	±.003	\$2.70
OR-116-T01	568-116T	3/4	15/16	3/32	0.737	±.009	0.103	±.003	\$2.70
OR-117-T01	568-117T	13/16	1	3/32	0.799	±.010	0.103	±.003	\$2.70
OR-118-T01		7/8	1 1/16	3/32	0.862	±.010	0.103	±.003	\$2.70
OR-119-T01		15/16	1 1/8	3/32	0.924	±.010	0.103	±.003	\$3.06
OR-120-T01		1	1 3/16	3/32	0.987	±.010	0.103	±.003	\$3.42
OR-121-T01	568-121T	1 1/16	1 1/4	3/32	1.049	±.010	0.103	±.003	\$3.42
OR-122-T01	568-122T	1 1/8	1 5/16	3/32	1.112	±.010	0.103	±.003	\$3.60
OR-123-T01		1 3/16	1 3/8	3/32	1.174	±.012	0.103	±.003	\$3.96
OR-124-T01		1 1/4	1 7/16	3/32	1.237	±.012	0.103	±.003	\$3.96
OR-125-T01		1 5/16	1 1/2	3/32	1.299	±.012	0.103	±.003	\$4.32
OR-126-T01	568-126T	1 3/8	1 9/16	3/32	1.362	±.012	0.103	±.003	\$4.86
OR-127-T01		1 7/16	1 5/8	3/32	1.424	±.012	0.103	±.003	\$4.86
OR-128-T01		1 1/2	1 11/16	3/32	1.487	±.012	0.103	±.003	\$4.86
OR-129-T01		1 9/16	1 3/4	3/32	1.549	±.015	0.103	±.003	\$5.40
OR-130-T01		1 5/8	1 13/16	3/32	1.612	±.015	0.103	±.003	\$5.76
OR-131-T01		1 11/16	1 7/8	3/32	1.674	±.015	0.103	±.003	\$5.76
OR-132-T01	568-132T	1 3/4	1 15/16	3/32	1.737	±.015	0.103	±.003	\$5.76
OR-133-T01	568-133T	1 13/16	2	3/32	1.799	±.015	0.103	±.003	\$6.30
OR-134-T01		1 7/8	2 1/16	3/32	1.862	±.015	0.103	±.003	\$6.30
OR-135-T01		1 15/16	2 1/8	3/32	1.925	±.017	0.103	±.003	\$6.30
OR-136-T01		2	2 3/16	3/32	1.987	±.017	0.103	±.003	\$6.66
OR-137-T01	568-137T	2 1/16	2 1/4	3/32	2.050	±.017	0.103	±.003	\$7.20
OR-138-T01		2 1/8	2 5/16	3/32	2.112	±.017	0.103	±.003	\$7.20
OR-139-T01		2 3/16	2 3/8	3/32	2.175	±.017	0.103	±.003	\$7.56
OR-140-T01		2 1/4	2 7/16	3/32	2.237	±.017	0.103	±.003	\$7.56
OR-141-T01		2 5/16	2 1/2	3/32	2.300	±.020	0.103	±.003	\$7.56
OR-142-T01	568-142T	2 3/8	2 9/16	3/32	2.362	±.020	0.103	±.003	\$7.74
OR-143-T01		2 7/16	2 5/8	3/32	2.425	±.020	0.103	±.003	\$7.74
OR-144-T01		2 1/2	2 11/16	3/32	2.487	±.020	0.103	±.003	\$7.92
OR-145-T01		2 9/16	2 3/4	3/32	2.550	±.020	0.103	±.003	\$8.10
OR-146-T01		2 5/8	2 13/16	3/32	2.612	±.020	0.103	±.003	\$8.10
OR-147-T01		2 11/16	2 7/8	3/32	2.675	±.022	0.103	±.003	\$8.46
OR-148-T01		2 3/4	2 15/16	3/32	2.737	±.022	0.103	±.003	\$8.64
OR-149-T01		2 13/16	3	3/32	2.800	±.022	0.103	±.003	\$9.00
OR-150-T01		2 7/8	3 1/16	3/32	2.862	±.022	0.103	±.003	\$9.00




Static Seal

OR Profile

AS 568 Dash No. (2-XXX Series)	Reference	Nominal O-Ring Size (Reference Only)			Actual O-Ring Size per AS 568A				List Price
		Dimensions are in Inch							
		ID	OD	W	ID	Tolerance	W	Tolerance	
OR-151-T01		3	3 3/16	3/32	2.987	±.024	0.103	±.003	\$9.36
OR-152-T01		3 1/4	3 7/16	3/32	3.237	±.024	0.103	±.003	\$10.26
OR-153-T01		3 1/2	3 11/16	3/32	3.487	±.024	0.103	±.003	\$10.62
OR-154-T01		3 3/4	3 15/16	3/32	3.737	±.028	0.103	±.003	\$11.52
OR-155-T01		4	4 3/16	3/32	3.987	±.028	0.103	±.003	\$13.68
OR-156-T01		4 1/4	4 7/16	3/32	4.237	±.030	0.103	±.003	\$14.40
OR-157-T01		4 1/2	4 11/16	3/32	4.487	±.030	0.103	±.003	\$16.20
OR-158-T01		4 3/4	4 15/16	3/32	4.737	±.030	0.103	±.003	\$20.70
OR-159-T01		5	5 3/16	3/32	4.987	±.035	0.103	±.003	\$24.30
OR-160-T01		5 1/4	5 7/16	3/32	5.237	±.035	0.103	±.003	\$27.00
OR-161-T01		5 1/2	5 11/16	3/32	5.487	±.035	0.103	±.003	\$28.80
OR-162-T01		5 3/4	5 15/16	3/32	5.737	±.035	0.103	±.003	\$36.00
OR-163-T01		6	6 3/16	3/32	5.987	±.035	0.103	±.003	\$41.40
OR-164-T01		6 1/4	6 7/16	3/32	6.237	±.040	0.103	±.003	\$45.00
OR-165-T01		6 1/2	6 11/16	3/32	6.487	±.040	0.103	±.003	\$48.60
OR-166-T01		6 3/4	6 15/16	3/32	6.737	±.040	0.103	±.003	\$50.40
OR-167-T01		7	7 3/16	3/32	6.987	±.040	0.103	±.003	\$54.00
200 Series									
OR-202-T01		1/4	1/2	1/8	0.234	±.005	0.139	±.004	\$2.70
OR-203-T01		5/16	9/16	1/8	0.296	±.005	0.139	±.004	\$2.70
OR-204-T01		3/8	5/8	1/8	0.359	±.005	0.139	±.004	\$2.70
OR-205-T01		7/16	11/16	1/8	0.421	±.005	0.139	±.004	\$2.70
OR-206-T01		1/2	3/4	1/8	0.484	±.005	0.139	±.004	\$2.70
OR-207-T01		9/16	13/16	1/8	0.546	±.007	0.139	±.004	\$2.70
OR-208-T01		5/8	7/8	1/8	0.609	±.009	0.139	±.004	\$3.06
OR-210-T01	568-210T	3/4	1	1/8	0.734	±.010	0.139	±.004	\$3.60
OR-211-T01		13/16	1 1/16	1/8	0.796	±.010	0.139	±.004	\$3.78
OR-212-T01	568-212T	7/8	1 1/8	1/8	0.859	±.010	0.139	±.004	\$3.96
OR-213-T01	568-213T	15/16	1 3/16	1/8	0.921	±.010	0.139	±.004	\$4.32
OR-214-T01	568-214T	1	1 1/4	1/8	0.984	±.010	0.139	±.004	\$4.86
OR-215-T01	568-215T	1 1/16	1 5/16	1/8	1.046	±.010	0.139	±.004	\$5.04
OR-216-T01		1 1/8	1 3/8	1/8	1.109	±.012	0.139	±.004	\$5.04
OR-217-T01		1 3/16	1 7/16	1/8	1.171	±.012	0.139	±.004	\$5.04
OR-218-T01	568-218T	1 1/4	1 1/2	1/8	1.234	±.012	0.139	±.004	\$5.22
OR-219-T01	568-219T	1 5/16	1 9/16	1/8	1.296	±.012	0.139	±.004	\$5.04




Static Seal



OR Profile

AS 568 Dash No. (2-XXX Series)	Reference	Nominal O-Ring Size (Reference Only)			Actual O-Ring Size per AS 568A				List Price
		ID	OD	W	Dimensions are in Inch				
					ID	Tolerance	W	Tolerance	
OR-220-T01	568-220T	1 3/8	1 5/8	1/8	1.359	±.012	0.139	±.004	\$5.76
OR-221-T01		1 7/16	1 11/16	1/8	1.421	±.012	0.139	±.004	\$5.76
OR-222-T01		1 1/2	1 3/4	1/8	1.484	±.015	0.139	±.004	\$5.94
OR-223-T01	568-223T	1 5/8	1 7/8	1/8	1.609	±.015	0.139	±.004	\$6.66
OR-224-T01	568-224T	1 3/4	2	1/8	1.734	±.015	0.139	±.004	\$7.20
OR-225-T01	568-225T	1 7/8	2 1/8	1/8	1.859	±.018	0.139	±.004	\$7.56
OR-226-T01	568-226T	2	2 1/4	1/8	1.984	±.018	0.139	±.004	\$8.28
OR-227-T01		2 1/16	2 5/16	1/8	2.109	±.018	0.139	±.004	\$8.46
OR-228-T01	568-228T	2 1/4	2 1/2	1/8	2.234	±.020	0.139	±.004	\$8.82
OR-229-T01	568-229T	2 3/8	2 5/8	1/8	2.359	±.020	0.139	±.004	\$9.54
OR-230-T01		2 1/2	2 3/4	1/8	2.484	±.020	0.139	±.004	\$9.72
OR-231-T01	568-231T	2 5/8	2 7/8	1/8	2.609	±.020	0.139	±.004	\$10.44
OR-232-T01	568-232T	2 3/4	3	1/8	2.734	±.024	0.139	±.004	\$10.98
OR-233-T01		2 7/8	3 1/8	1/8	2.859	±.024	0.139	±.004	\$11.16
OR-234-T01	568-234T	3	3 1/4	1/8	2.984	±.024	0.139	±.004	\$11.70
OR-235-T01	568-235T	3 1/8	3 3/8	1/8	3.109	±.024	0.139	±.004	\$12.06
OR-236-T01	568-236T	3 1/4	3 1/2	1/8	3.234	±.024	0.139	±.004	\$12.60
OR-237-T01		3 3/8	3 5/8	1/8	3.359	±.024	0.139	±.004	\$12.78
OR-238-T01		3 1/2	3 3/4	1/8	3.484	±.024	0.139	±.004	\$13.86
OR-239-T01		3 5/8	3 7/8	1/8	3.609	±.028	0.139	±.004	\$14.22
OR-240-T01	568-240T	3 3/4	4	1/8	3.734	±.028	0.139	±.004	\$14.76
OR-241-T01		3 7/8	4 1/8	1/8	3.859	±.028	0.139	±.004	\$16.56
OR-242-T01	568-242T	4	4 1/4	1/8	3.984	±.028	0.139	±.004	\$18.54
OR-243-T01		4 1/8	4 3/8	1/8	4.109	±.028	0.139	±.004	\$19.26
OR-244-T01		4 1/4	4 1/2	1/8	4.234	±.030	0.139	±.004	\$19.98
OR-245-T01		4 3/8	4 5/8	1/8	4.359	±.030	0.139	±.004	\$20.88
OR-246-T01		4 1/2	4 3/4	1/8	4.484	±.030	0.139	±.004	\$21.96
OR-247-T01		4 5/8	4 7/8	1/8	4.609	±.030	0.139	±.004	\$23.76
OR-248-T01	568-248T	4 3/4	5	1/8	4.734	±.030	0.139	±.004	\$26.10
OR-249-T01		4 7/8	5 1/8	1/8	4.859	±.035	0.139	±.004	\$27.36
OR-250-T01		5	5 1/4	1/8	4.984	±.035	0.139	±.004	\$29.16
OR-251-T01		5 1/8	5 3/8	1/8	5.109	±.035	0.139	±.004	\$31.14
OR-252-T01		5 1/4	5 1/2	1/8	5.234	±.035	0.139	±.004	\$32.76
OR-253-T01		5 3/8	5 5/8	1/8	5.359	±.035	0.139	±.004	\$38.16
OR-254-T01		5 1/2	5 3/4	1/8	5.484	±.035	0.139	±.004	\$41.22
OR-255-T01		5 5/8	5 7/8	1/8	5.609	±.035	0.139	±.004	\$43.92




Static Seal

OR Profile

AS 568 Dash No. (2-XXX Series)	Reference	Nominal O-Ring Size (Reference Only)			Actual O-Ring Size per AS 568A				List Price
		ID	OD	W	Dimensions are in Inch				
					ID	Tolerance	W	Tolerance	
OR-256-T01		5 3/4	6	1/8	5.734	±.035	0.139	±.004	\$48.24
OR-257-T01		5 7/8	6 1/8	1/8	5.859	±.035	0.139	±.004	\$50.76
OR-258-T01	568-258T	6	6 1/4	1/8	5.984	±.035	0.139	±.004	\$52.74
OR-259-T01		6 1/4	6 1/2	1/8	6.234	±.040	0.139	±.004	\$56.16
OR-260-T01		6 1/2	6 3/4	1/8	6.484	±.040	0.139	±.004	\$57.24
OR-261-T01		6 3/4	7	1/8	6.734	±.040	0.139	±.004	\$59.40
OR-262-T01		7	7 1/4	1/8	6.984	±.040	0.139	±.004	\$61.56
OR-263-T01		7 1/4	7 1/2	1/8	7.234	±.045	0.139	±.004	\$63.72
OR-264-T01		7 1/2	7 3/4	1/8	7.484	±.045	0.139	±.004	\$70.20
OR-265-T01		7 3/4	8	1/8	7.734	±.045	0.139	±.004	\$74.52
OR-266-T01		8	8 1/4	1/8	7.984	±.045	0.139	±.004	\$76.68
OR-268-T01		8 1/2	8 3/4	1/8	8.484	±.050	0.139	±.004	\$87.48
OR-269-T01		8 3/4	9	1/8	8.734	±.050	0.139	±.004	\$94.68
OR-270-T01		9	9 1/4	1/8	8.984	±.050	0.139	±.004	\$103.32
OR-271-T01		9 1/4	9 1/2	1/8	9.234	±.055	0.139	±.004	\$119.88
OR-272-T01		9 1/2	9 3/4	1/8	9.484	±.055	0.139	±.004	\$127.80
OR-273-T01	568-273T	9 3/4	10	1/8	9.734	±.055	0.139	±.004	\$144.00
OR-274-T01		10	10 1/4	1/8	9.984	±.055	0.139	±.004	\$150.84
OR-275-T01		10 1/2	10 3/4	1/8	10.484	±.055	0.139	±.004	\$159.30
OR-276-T01		11	11 1/4	1/8	10.984	±.065	0.139	±.004	\$169.20
OR-279-T01		13	13 1/4	1/8	12.984	±.065	0.139	±.004	\$220.50
OR-281-T01		15	15 1/4	1/8	14.984	±.065	0.139	±.004	\$264.96
300 Series									
OR-314-T01		3/4	1 1/8	3/16	0.725	±.010	0.210	±.005	\$7.20
OR-316-T01		7/8	1 1/4	3/16	0.850	±.010	0.210	±.005	\$7.92
OR-317-T01		15/16	1 5/16	3/16	0.912	±.010	0.210	±.005	\$8.64
OR-318-T01		1	1 3/8	3/16	0.975	±.010	0.210	±.005	\$9.00
OR-320-T01		1 1/8	1 1/2	3/16	1.100	±.012	0.210	±.005	\$9.90
OR-324-T01		1 3/8	1 3/4	3/16	1.350	±.012	0.210	±.005	\$11.70
OR-326-T01	568-326T	1 5/8	2	3/16	1.600	±.015	0.210	±.005	\$13.32
OR-327-T01	568-327T	1 3/4	2 1/8	3/16	1.725	±.015	0.210	±.005	\$14.22
OR-328-T01		1 7/8	2 1/4	3/16	1.850	±.015	0.210	±.005	\$15.12
OR-329-T01		2	2 3/8	3/16	1.975	±.018	0.210	±.005	\$15.84
OR-331-T01		2 1/4	2 5/8	3/16	2.225	±.018	0.210	±.005	\$17.64
OR-332-T01		2 3/8	2 3/4	3/16	2.350	±.018	0.210	±.005	\$18.54




Static Seal



OR Profile

AS 568 Dash No. (2-XXX Series)	Reference	Nominal O-Ring Size (Reference Only)			Actual O-Ring Size per AS 568A				List Price
		ID	OD	W	Dimensions are in Inch				
					ID	Tolerance	W	Tolerance	
OR-333-T01		2 1/2	2 7/8	3/16	2.475	±.020	0.210	±.005	\$19.26
OR-334-T01		2 5/8	3	3/16	2.600	±.020	0.210	±.005	\$20.34
OR-336-T01		2 7/8	3 1/4	3/16	2.850	±.020	0.210	±.005	\$21.78
OR-337-T01		3	3 3/8	3/16	2.975	±.024	0.210	±.005	\$22.68
OR-338-T01		3 1/8	3 1/2	3/16	3.100	±.024	0.210	±.005	\$23.58
OR-339-T01		3 1/4	3 5/8	3/16	3.225	±.024	0.210	±.005	\$24.84
OR-340-T01		3 3/8	3 3/4	3/16	3.350	±.024	0.210	±.005	\$25.20
OR-341-T01		3 1/2	3 7/8	3/16	3.475	±.024	0.210	±.005	\$26.10
OR-342-T01	568-342T	3 5/8	4	3/16	3.600	±.028	0.210	±.005	\$26.64
OR-343-T01		3 3/4	4 1/8	3/16	3.725	±.028	0.210	±.005	\$27.90
OR-344-T01		3 7/8	4 1/4	3/16	3.850	±.028	0.210	±.005	\$29.34
OR-345-T01		4	4 3/8	3/16	3.975	±.028	0.210	±.005	\$29.88
OR-346-T01		4 1/8	4 1/2	3/16	4.100	±.028	0.210	±.005	\$30.96
OR-347-T01		4 1/4	4 5/8	3/16	4.225	±.030	0.210	±.005	\$36.00
OR-348-T01		4 3/8	4 3/4	3/16	4.350	±.030	0.210	±.005	\$39.42
OR-349-T01		4 1/2	4 7/8	3/16	4.475	±.030	0.210	±.005	\$40.68
OR-350-T01		4 5/8	5	3/16	4.600	±.030	0.210	±.005	\$42.48
OR-351-T01		4 3/4	5 1/8	3/16	4.725	±.030	0.210	±.005	\$45.18
OR-352-T01		4 7/8	5 1/4	3/16	4.850	±.030	0.210	±.005	\$47.70
OR-354-T01		5 1/8	5 1/2	3/16	5.100	±.037	0.210	±.005	\$49.68
OR-356-T01		5 3/8	5 3/4	3/16	5.350	±.037	0.210	±.005	\$55.80
OR-357-T01		5 1/2	5 7/8	3/16	5.475	±.037	0.210	±.005	\$61.20
OR-358-T01		5 5/8	6	3/16	5.600	±.037	0.210	±.005	\$61.20
OR-359-T01		5 3/4	6 1/8	3/16	5.725	±.037	0.210	±.005	\$63.90
OR-360-T01		5 7/8	6 1/4	3/16	5.850	±.037	0.210	±.005	\$63.90
OR-361-T01		6	6 3/8	3/16	5.975	±.037	0.210	±.005	\$64.80
OR-362-T01		6 1/4	6 5/8	3/16	6.225	±.040	0.210	±.005	\$70.20
OR-363-T01		6 1/2	6 7/8	3/16	6.475	±.040	0.210	±.005	\$77.40
OR-364-T01		6 3/4	7 1/8	3/16	6.725	±.040	0.210	±.005	\$79.20
OR-365-T01		7	7 3/8	3/16	6.975	±.040	0.210	±.005	\$81.00
OR-366-T01		7 1/4	7 5/8	3/16	7.225	±.045	0.210	±.005	\$82.80
OR-367-T01		7 1/2	7 7/8	3/16	7.475	±.045	0.210	±.005	\$88.20
OR-368-T01		7 3/4	8 1/8	3/16	7.725	±.045	0.210	±.005	\$102.60
OR-369-T01		8	8 3/8	3/16	7.975	±.045	0.210	±.005	\$102.60
OR-370-T01		8 1/4	8 5/8	3/16	8.225	±.050	0.210	±.005	\$106.20
OR-371-T01		8 1/2	8 7/8	3/16	8.475	±.050	0.210	±.005	\$109.80

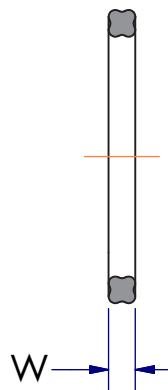
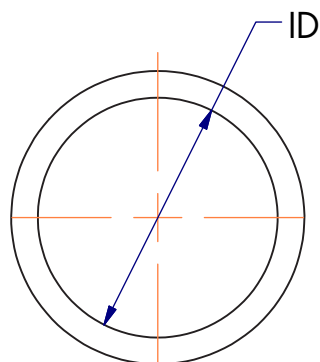


Static Seal

OR Profile

AS 568 Dash No. (2-XXX Series)	Reference	Nominal O-Ring Size (Reference Only)			Actual O-Ring Size per AS 568A				List Price
		Dimensions are in Inch							
		ID	OD	W	ID	Tolerance	W	Tolerance	
OR-372-T01		8 3/4	9 1/8	3/16	8.725	±.050	0.210	±.005	\$115.20
OR-373-T01		9	9 3/8	3/16	8.975	±.050	0.210	±.005	\$133.20
OR-374-T01		9 1/4	9 5/8	3/16	9.225	±.055	0.210	±.005	\$141.30
OR-375-T01		9 1/2	9 7/8	3/16	9.475	±.055	0.210	±.005	\$144.00
OR-378-T01		10 1/2	10 7/8	3/16	10.475	±.060	0.210	±.005	\$171.00
OR-380-T01		11 1/2	11 7/8	3/16	11.475	±.065	0.210	±.005	\$333.00
400 Series									
OR-434-T01		5 5/8	6 1/8	1/4	5.600	±.037	0.275	±.006	\$122.40
OR-437-T01		6	6 1/2	1/4	5.975	±.037	0.275	±.006	\$144.00
OR-438-T01		6 1/4	6 3/4	1/4	6.225	±.040	0.275	±.006	\$144.00
OR-441-T01		7	7 1/2	1/4	6.975	±.040	0.275	±.006	\$158.40
OR-442-T01		7 1/4	7 3/4	1/4	7.225	±.045	0.275	±.006	\$160.20
OR-444-T01		7 3/4	8 1/4	1/4	7.725	±.045	0.275	±.006	\$176.40
OR-445-T01		8	8 1/2	1/4	7.975	±.045	0.275	±.006	\$183.60
OR-446-T01		8 1/2	9	1/4	8.475	±.055	0.275	±.006	\$203.40
OR-447-T01		9	9 1/2	1/4	8.975	±.055	0.275	±.006	\$219.60
OR-449-T01		10	10 1/2	1/4	9.975	±.055	0.275	±.006	\$241.20
OR-451-T01		11	11 1/2	1/4	10.975	±.060	0.275	±.006	\$298.80
OR-452-T01		11 1/2	12	1/4	11.475	±.060	0.275	±.006	\$333.00
OR-454-T01		12 1/2	13	1/4	12.475	±.060	0.275	±.006	\$405.00
OR-459-T01		15	15 1/2	1/4	14.975	±.070	0.275	±.006	\$450.00
OR-460-T01		15 1/2	16	1/4	15.475	±.070	0.275	±.006	\$486.00

Static Seal



QR Profile

Materials
X-Ring: NBR 70D

Operating Conditions
Temperature: -40° to 250°F
Pressure: 5,000 PSI

Standard AS 568A 70A Durometer NBR X-Ring designed for static industrial seal glands.
 Lobed design provides additional resistance to spiraling during installation.
 Other material options and sizes may be available. Please contact customer service.

AS 568 Dash No. (4-XXX Series)	Reference	Nominal X-Ring Size (Reference Only)			Actual X-Ring Size per AS 568A				List Price
		ID	OD	W	Dimensions are in Inch				
					ID	Tolerance	W	Tolerance	
000 Series									
QR-004-N70	QR-4004	5/64	13/64	1/16	0.070	±.005	0.070	±.003	\$0.27
QR-005-N70	QR-4005	3/32	7/32	1/16	0.101	±.005	0.070	±.003	\$0.22
QR-006-N70	QR-4006	1/8	1/4	1/16	0.114	±.005	0.070	±.003	\$0.22
QR-007-N70	QR-4007	5/32	9/32	1/16	0.145	±.005	0.070	±.003	\$0.22
QR-008-N70	QR-4008	3/16	5/16	1/16	0.176	±.005	0.070	±.003	\$0.22
QR-009-N70	QR-4009	7/32	11/32	1/16	0.208	±.005	0.070	±.003	\$0.22
QR-010-N70	QR-4010	1/4	3/8	1/16	0.239	±.005	0.070	±.003	\$0.22
QR-011-N70	QR-4011	5/16	7/16	1/16	0.301	±.005	0.070	±.003	\$0.23
QR-012-N70	QR-4012	3/8	1/2	1/16	0.364	±.005	0.070	±.003	\$0.26
QR-013-N70	QR-4013	7/16	9/16	1/16	0.426	±.005	0.070	±.003	\$0.27
QR-014-N70	QR-4014	1/2	5/8	1/16	0.489	±.005	0.070	±.003	\$0.29
QR-015-N70	QR-4015	9/16	11/16	1/16	0.551	±.007	0.070	±.003	\$0.34
QR-016-N70	QR-4016	5/8	3/4	1/16	0.614	±.009	0.070	±.003	\$0.37
QR-017-N70	QR-4017	11/16	13/16	1/16	0.676	±.009	0.070	±.003	\$0.39
QR-018-N70	QR-4018	3/4	7/8	1/16	0.739	±.009	0.070	±.003	\$0.42
QR-019-N70	QR-4019	13/16	15/16	1/16	0.801	±.009	0.070	±.003	\$0.47
QR-020-N70	QR-4020	7/8	1	1/16	0.864	±.009	0.070	±.003	\$0.51
QR-021-N70	QR-4021	15/16	1 1/16	1/16	0.926	±.009	0.070	±.003	\$0.55
QR-022-N70	QR-4022	1	1 1/8	1/16	0.989	±.010	0.070	±.003	\$0.59
QR-023-N70	QR-4023	1 1/16	1 3/16	1/16	1.051	±.010	0.070	±.003	\$0.68
QR-024-N70	QR-4024	1 1/8	1 1/4	1/16	1.114	±.010	0.070	±.003	\$0.69
QR-025-N70	QR-4025	1 3/16	1 5/16	1/16	1.176	±.011	0.070	±.003	\$0.70



Static Seal

QR Profile

AS 568 Dash No. (4-XXX Series)	Reference	Nominal X-Ring Size (Reference Only)			Actual X-Ring Size per AS 568A				List Price
		ID	OD	W	Dimensions are in Inch				
					ID	Tolerance	W	Tolerance	
QR-026-N70	QR-4026	1 1/4	1 3/8	1/16	1.239	±.011	0.070	±.003	\$0.76
QR-027-N70	QR-4027	1 5/16	1 7/16	1/16	1.301	±.011	0.070	±.003	\$0.77
QR-028-N70	QR-4028	1 3/8	1 1/2	1/16	1.364	±.013	0.070	±.003	\$0.84
QR-029-N70	QR-4029	1 1/2	1 5/8	1/16	1.489	±.013	0.070	±.003	\$0.86
QR-030-N70	QR-4030	1 5/8	1 3/4	1/16	1.614	±.013	0.070	±.003	\$0.96
QR-031-N70	QR-4031	1 3/4	1 7/8	1/16	1.739	±.015	0.070	±.003	\$1.06
QR-032-N70	QR-4032	1 7/8	2	1/16	1.864	±.015	0.070	±.003	\$1.12
QR-033-N70	QR-4033	2	2 1/8	1/16	1.989	±.018	0.070	±.003	\$1.23
QR-034-N70	QR-4034	2 1/8	2 1/4	1/16	2.114	±.018	0.070	±.003	\$1.29
QR-035-N70	QR-4035	2 1/4	2 3/8	1/16	2.239	±.018	0.070	±.003	\$1.34
QR-036-N70	QR-4036	2 3/8	2 1/2	1/16	2.364	±.018	0.070	±.003	\$1.51
QR-037-N70	QR-4037	2 1/2	2 5/8	1/16	2.489	±.018	0.070	±.003	\$1.73
QR-038-N70	QR-4038	2 5/8	2 3/4	1/16	2.614	±.020	0.070	±.003	\$1.85
QR-039-N70	QR-4039	2 3/4	2 7/8	1/16	2.739	±.020	0.070	±.003	\$2.06
QR-040-N70	QR-4040	2 7/8	3	1/16	2.864	±.020	0.070	±.003	\$2.17
QR-041-N70	QR-4041	3	3 1/8	1/16	2.989	±.024	0.070	±.003	\$2.46
QR-042-N70	QR-4042	3 1/4	3 3/8	1/16	3.239	±.024	0.070	±.003	\$2.79
QR-043-N70	QR-4043	3 1/2	3 5/8	1/16	3.489	±.024	0.070	±.003	\$3.46
QR-044-N70	QR-4044	3 3/4	3 7/8	1/16	3.739	±.027	0.070	±.003	\$3.95
QR-045-N70	QR-4045	4	4 1/8	1/16	3.989	±.027	0.070	±.003	\$4.35
QR-046-N70	QR-4046	4 1/4	4 3/8	1/16	4.239	±.030	0.070	±.003	\$4.63
QR-047-N70	QR-4047	4 1/2	4 5/8	1/16	4.489	±.030	0.070	±.003	\$4.87
QR-048-N70	QR-4048	4 3/4	4 7/8	1/16	4.739	±.030	0.070	±.003	\$5.87
QR-049-N70		5	5 1/8	1/16	4.989	±.037	0.070	±.003	\$6.31
QR-050-N70	QR-4050	5 1/4	5 3/8	1/16	5.239	±.037	0.070	±.003	\$6.75
100 Series									
QR-102-N70		1/16	1/4	3/32	0.049	±.005	0.103	±.003	\$0.42
QR-103-N70		3/32	9/32	3/32	0.081	±.005	0.103	±.003	\$0.36
QR-104-N70		1/8	5/16	3/32	0.112	±.005	0.103	±.003	\$0.36
QR-105-N70		5/32	11/32	3/32	0.143	±.005	0.103	±.003	\$0.36
QR-106-N70		3/16	3/8	3/32	0.174	±.005	0.103	±.003	\$0.34
QR-107-N70		7/32	13/32	3/32	0.206	±.005	0.103	±.003	\$0.34
QR-108-N70	QR-4108	1/4	7/16	3/32	0.237	±.005	0.103	±.003	\$0.34
QR-109-N70	QR-4109	5/16	1/2	3/32	0.299	±.005	0.103	±.003	\$0.30
QR-110-N70	QR-4110	3/8	9/16	3/32	0.362	±.005	0.103	±.003	\$0.31
QR-111-N70	QR-4111	7/16	5/8	3/32	0.424	±.005	0.103	±.003	\$0.34



Static Seal



QR Profile

AS 568 Dash No. (4-XXX Series)	Reference	Nominal X-Ring Size (Reference Only)			Actual X-Ring Size per AS 568A				List Price
		Dimensions are in Inch							
		ID	OD	W	ID	Tolerance	W	Tolerance	
QR-112-N70	QR-4112	1/2	11/16	3/32	0.487	±.005	0.103	±.003	\$0.39
QR-113-N70	QR-4113	9/16	3/4	3/32	0.549	±.005	0.103	±.003	\$0.42
QR-114-N70	QR-4114	5/8	13/16	3/32	0.612	±.009	0.103	±.003	\$0.45
QR-115-N70	QR-4115	11/16	7/8	3/32	0.674	±.009	0.103	±.003	\$0.49
QR-116-N70	QR-4116	3/4	15/16	3/32	0.737	±.009	0.103	±.003	\$0.54
QR-117-N70	QR-4117	13/16	1	3/32	0.799	±.010	0.103	±.003	\$0.56
QR-118-N70	QR-4118	7/8	1 1/16	3/32	0.862	±.010	0.103	±.003	\$0.61
QR-119-N70	QR-4119	15/16	1 1/8	3/32	0.924	±.010	0.103	±.003	\$0.65
QR-120-N70	QR-4120	1	1 3/16	3/32	0.987	±.010	0.103	±.003	\$0.71
QR-121-N70	QR-4121	1 1/16	1 1/4	3/32	1.049	±.010	0.103	±.003	\$0.75
QR-122-N70	QR-4122	1 1/8	1 5/16	3/32	1.112	±.010	0.103	±.003	\$0.78
QR-123-N70	QR-4123	1 3/16	1 3/8	3/32	1.174	±.012	0.103	±.003	\$0.84
QR-124-N70	QR-4124	1 1/4	1 7/16	3/32	1.237	±.012	0.103	±.003	\$0.87
QR-125-N70	QR-4125	1 5/16	1 1/2	3/32	1.299	±.012	0.103	±.003	\$0.90
QR-126-N70	QR-4126	1 3/8	1 9/16	3/32	1.362	±.012	0.103	±.003	\$0.93
QR-127-N70	QR-4127	1 7/16	1 5/8	3/32	1.424	±.012	0.103	±.003	\$0.95
QR-128-N70	QR-4128	1 1/2	1 11/16	3/32	1.487	±.012	0.103	±.003	\$1.04
QR-129-N70	QR-4129	1 9/16	1 3/4	3/32	1.549	±.015	0.103	±.003	\$1.10
QR-130-N70	QR-4130	1 5/8	1 13/16	3/32	1.612	±.015	0.103	±.003	\$1.12
QR-131-N70	QR-4131	1 11/16	1 7/8	3/32	1.674	±.015	0.103	±.003	\$1.17
QR-132-N70	QR-4132	1 3/4	1 15/16	3/32	1.737	±.015	0.103	±.003	\$1.23
QR-133-N70	QR-4133	1 13/16	2	3/32	1.799	±.015	0.103	±.003	\$1.25
QR-134-N70	QR-4134	1 7/8	2 1/16	3/32	1.862	±.015	0.103	±.003	\$1.31
QR-135-N70	QR-4135	1 15/16	2 1/8	3/32	1.925	±.017	0.103	±.003	\$1.35
QR-136-N70	QR-4136	2	2 3/16	3/32	1.987	±.017	0.103	±.003	\$1.36
QR-137-N70	QR-4137	2 1/16	2 1/4	3/32	2.050	±.017	0.103	±.003	\$1.38
QR-138-N70	QR-4138	2 1/8	2 5/16	3/32	2.112	±.017	0.103	±.003	\$1.40
QR-139-N70	QR-4139	2 3/16	2 3/8	3/32	2.175	±.017	0.103	±.003	\$1.46
QR-140-N70	QR-4140	2 1/4	2 7/16	3/32	2.237	±.017	0.103	±.003	\$1.52
QR-141-N70	QR-4141	2 5/16	2 1/2	3/32	2.300	±.020	0.103	±.003	\$1.65
QR-142-N70	QR-4142	2 3/8	2 9/16	3/32	2.362	±.020	0.103	±.003	\$1.68
QR-143-N70	QR-4143	2 7/16	2 5/8	3/32	2.425	±.020	0.103	±.003	\$1.85
QR-144-N70	QR-4144	2 1/2	2 11/16	3/32	2.487	±.020	0.103	±.003	\$1.90
QR-145-N70	QR-4145	2 9/16	2 3/4	3/32	2.550	±.020	0.103	±.003	\$1.96
QR-146-N70	QR-4146	2 5/8	2 13/16	3/32	2.612	±.020	0.103	±.003	\$2.07
QR-147-N70	QR-4147	2 11/16	2 7/8	3/32	2.675	±.022	0.103	±.003	\$2.42
QR-148-N70	QR-4148	2 3/4	2 15/16	3/32	2.737	±.022	0.103	±.003	\$2.48
QR-149-N70	QR-4149	2 13/16	3	3/32	2.800	±.022	0.103	±.003	\$2.54



Static Seal

QR Profile

AS 568 Dash No. (4-XXX Series)	Reference	Nominal X-Ring Size (Reference Only)			Actual X-Ring Size per AS 568A				List Price
		ID	OD	W	Dimensions are in Inch				
					ID	Tolerance	W	Tolerance	
QR-150-N70		2 7/8	3 1/16	3/32	2.862	±.022	0.103	±.003	\$2.68
QR-151-N70	QR-4151	3	3 3/16	3/32	2.987	±.024	0.103	±.003	\$2.91
QR-152-N70	QR-4152	3 1/4	3 7/16	3/32	3.237	±.024	0.103	±.003	\$3.08
QR-153-N70	QR-4153	3 1/2	3 11/16	3/32	3.487	±.024	0.103	±.003	\$3.26
QR-154-N70	QR-4154	3 3/4	3 15/16	3/32	3.737	±.028	0.103	±.003	\$4.06
QR-155-N70		4	4 3/16	3/32	3.987	±.028	0.103	±.003	\$4.59
QR-156-N70	QR-4156	4 1/4	4 7/16	3/32	4.237	±.030	0.103	±.003	\$4.79
QR-157-N70	QR-4157	4 1/2	4 11/16	3/32	4.487	±.030	0.103	±.003	\$4.88
QR-158-N70	QR-4158	4 3/4	4 15/16	3/32	4.737	±.030	0.103	±.003	\$5.33
QR-159-N70	QR-4159	5	5 3/16	3/32	4.987	±.035	0.103	±.003	\$6.69
QR-160-N70		5 1/4	5 7/16	3/32	5.237	±.035	0.103	±.003	\$7.25
QR-161-N70	QR-4161	5 1/2	5 11/16	3/32	5.487	±.035	0.103	±.003	\$7.63
QR-162-N70		5 3/4	5 15/16	3/32	5.737	±.035	0.103	±.003	\$7.96
QR-163-N70		6	6 3/16	3/32	5.987	±.035	0.103	±.003	\$8.30
QR-164-N70	QR-4164	6 1/4	6 7/16	3/32	6.237	±.040	0.103	±.003	\$8.47
QR-165-N70		6 1/2	6 11/16	3/32	6.487	±.040	0.103	±.003	\$9.19
QR-166-N70		6 3/4	6 15/16	3/32	6.737	±.040	0.103	±.003	\$9.58
QR-167-N70		7	7 3/16	3/32	6.987	±.040	0.103	±.003	\$9.91
QR-168-N70		7 1/4	7 7/16	3/32	7.237	±.045	0.103	±.003	\$10.26
QR-169-N70		7 1/2	7 11/16	3/32	7.487	±.045	0.103	±.003	\$10.69
QR-170-N70		7 3/4	7 15/16	3/32	7.737	±.045	0.103	±.003	\$11.14
QR-171-N70		8	8 3/16	3/32	7.987	±.045	0.103	±.003	\$11.58
QR-172-N70		8 1/4	8 7/16	3/32	8.237	±.050	0.103	±.003	\$12.01
QR-173-N70		8 1/2	8 11/16	3/32	8.487	±.050	0.103	±.003	\$13.24
QR-174-N70		8 3/4	8 15/16	3/32	8.737	±.050	0.103	±.003	\$13.67
QR-175-N70		9	9 3/16	3/32	8.987	±.050	0.103	±.003	\$14.28
QR-176-N70		9 1/4	9 7/16	3/32	9.237	±.055	0.103	±.003	\$14.88
QR-177-N70		9 1/2	9 11/16	3/32	9.487	±.055	0.103	±.003	\$15.48
QR-178-N70		9 3/4	9 15/16	3/32	9.737	±.055	0.103	±.003	\$16.10
200 Series									
QR-202-N70	QR-4202	1/4	1/2	1/8	0.234	±.005	0.139	±.004	\$0.49
QR-203-N70		5/16	9/16	1/8	0.296	±.005	0.139	±.004	\$0.49
QR-204-N70	QR-4204	3/8	5/8	1/8	0.359	±.005	0.139	±.004	\$0.49
QR-205-N70	QR-4205	7/16	11/16	1/8	0.421	±.005	0.139	±.004	\$0.50
QR-206-N70	QR-4206	1/2	3/4	1/8	0.484	±.005	0.139	±.004	\$0.52
QR-207-N70	QR-4207	9/16	13/16	1/8	0.546	±.007	0.139	±.004	\$0.55



Static Seal



QR Profile

AS 568 Dash No. (4-XXX Series)	Reference	Nominal X-Ring Size (Reference Only)			Actual X-Ring Size per AS 568A				List Price
		Dimensions are in Inch							
		ID	OD	W	ID	Tolerance	W	Tolerance	
QR-208-N70	QR-4208	5/8	7/8	1/8	0.609	±.009	0.139	±.004	\$0.62
QR-209-N70	QR-4209	11/16	15/16	1/8	0.671	±.009	0.139	±.004	\$0.67
QR-210-N70	QR-4210	3/4	1	1/8	0.734	±.010	0.139	±.004	\$0.67
QR-211-N70	QR-4211	13/16	1 1/16	1/8	0.796	±.010	0.139	±.004	\$0.71
QR-212-N70	QR-4212	7/8	1 1/8	1/8	0.859	±.010	0.139	±.004	\$0.73
QR-213-N70	QR-4213	15/16	1 3/16	1/8	0.921	±.010	0.139	±.004	\$0.78
QR-214-N70	QR-4214	1	1 1/4	1/8	0.984	±.010	0.139	±.004	\$0.81
QR-215-N70	QR-4215	1 1/16	1 5/16	1/8	1.046	±.010	0.139	±.004	\$0.90
QR-216-N70	QR-4216	1 1/8	1 3/8	1/8	1.109	±.012	0.139	±.004	\$0.94
QR-217-N70	QR-4217	1 3/16	1 7/16	1/8	1.171	±.012	0.139	±.004	\$0.97
QR-218-N70	QR-4218	1 1/4	1 1/2	1/8	1.234	±.012	0.139	±.004	\$1.01
QR-219-N70	QR-4219	1 5/16	1 9/16	1/8	1.296	±.012	0.139	±.004	\$1.03
QR-220-N70	QR-4220	1 3/8	1 5/8	1/8	1.359	±.012	0.139	±.004	\$1.06
QR-221-N70	QR-4221	1 7/16	1 11/16	1/8	1.421	±.012	0.139	±.004	\$1.19
QR-222-N70	QR-4222	1 1/2	1 3/4	1/8	1.484	±.015	0.139	±.004	\$1.21
QR-223-N70	QR-4223	1 5/8	1 7/8	1/8	1.609	±.015	0.139	±.004	\$1.32
QR-224-N70	QR-4224	1 3/4	2	1/8	1.734	±.015	0.139	±.004	\$1.46
QR-225-N70	QR-4225	1 7/8	2 1/8	1/8	1.859	±.018	0.139	±.004	\$1.57
QR-226-N70	QR-4226	2	2 1/4	1/8	1.984	±.018	0.139	±.004	\$1.63
QR-227-N70	QR-4227	2 1/16	2 5/16	1/8	2.109	±.018	0.139	±.004	\$1.68
QR-228-N70	QR-4228	2 1/4	2 1/2	1/8	2.234	±.020	0.139	±.004	\$1.90
QR-229-N70	QR-4229	2 3/8	2 5/8	1/8	2.359	±.020	0.139	±.004	\$2.18
QR-230-N70	QR-4230	2 1/2	2 3/4	1/8	2.484	±.020	0.139	±.004	\$2.24
QR-231-N70	QR-4231	2 5/8	2 7/8	1/8	2.609	±.020	0.139	±.004	\$2.69
QR-232-N70	QR-4232	2 3/4	3	1/8	2.734	±.024	0.139	±.004	\$3.06
QR-233-N70	QR-4233	2 7/8	3 1/8	1/8	2.859	±.024	0.139	±.004	\$3.22
QR-234-N70	QR-4234	3	3 1/4	1/8	2.984	±.024	0.139	±.004	\$3.30
QR-235-N70	QR-4235	3 1/8	3 3/8	1/8	3.109	±.024	0.139	±.004	\$3.36
QR-236-N70	QR-4236	3 1/4	3 1/2	1/8	3.234	±.024	0.139	±.004	\$3.43
QR-237-N70	QR-4237	3 3/8	3 5/8	1/8	3.359	±.024	0.139	±.004	\$3.53
QR-238-N70	QR-4238	3 1/2	3 3/4	1/8	3.484	±.024	0.139	±.004	\$3.80
QR-239-N70	QR-4239	3 5/8	3 7/8	1/8	3.609	±.028	0.139	±.004	\$4.22
QR-240-N70	QR-4240	3 3/4	4	1/8	3.734	±.028	0.139	±.004	\$4.34
QR-241-N70	QR-4241	3 7/8	4 1/8	1/8	3.859	±.028	0.139	±.004	\$4.77
QR-242-N70	QR-4242	4	4 1/4	1/8	3.984	±.028	0.139	±.004	\$4.90
QR-243-N70	QR-4243	4 1/8	4 3/8	1/8	4.109	±.028	0.139	±.004	\$5.05
QR-244-N70	QR-4244	4 1/4	4 1/2	1/8	4.234	±.030	0.139	±.004	\$5.27
QR-245-N70	QR-4245	4 3/8	4 5/8	1/8	4.359	±.030	0.139	±.004	\$5.42



Static Seal

QR Profile

AS 568 Dash No. (4-XXX Series)	Reference	Nominal X-Ring Size (Reference Only)			Actual X-Ring Size per AS 568A				List Price
					Dimensions are in Inch				
		ID	OD	W	ID	Tolerance	W	Tolerance	
QR-246-N70	QR-4246	4 1/2	4 3/4	1/8	4.484	±.030	0.139	±.004	\$5.59
QR-247-N70	QR-4247	4 5/8	4 7/8	1/8	4.609	±.030	0.139	±.004	\$7.06
QR-248-N70	QR-4248	4 3/4	5	1/8	4.734	±.030	0.139	±.004	\$7.21
QR-249-N70	QR-4249	4 7/8	5 1/8	1/8	4.859	±.035	0.139	±.004	\$7.44
QR-250-N70	QR-4250	5	5 1/4	1/8	4.984	±.035	0.139	±.004	\$7.77
QR-251-N70	QR-4251	5 1/8	5 3/8	1/8	5.109	±.035	0.139	±.004	\$7.82
QR-252-N70	QR-4252	5 1/4	5 1/2	1/8	5.234	±.035	0.139	±.004	\$8.04
QR-253-N70	QR-4253	5 3/8	5 5/8	1/8	5.359	±.035	0.139	±.004	\$8.26
QR-254-N70	QR-4254	5 1/2	5 3/4	1/8	5.484	±.035	0.139	±.004	\$8.52
QR-255-N70	QR-4255	5 5/8	5 7/8	1/8	5.609	±.035	0.139	±.004	\$8.71
QR-256-N70	QR-4256	5 3/4	6	1/8	5.734	±.035	0.139	±.004	\$8.81
QR-257-N70	QR-4257	5 7/8	6 1/8	1/8	5.859	±.035	0.139	±.004	\$8.94
QR-258-N70	QR-4258	6	6 1/4	1/8	5.984	±.035	0.139	±.004	\$9.11
QR-259-N70	QR-4259	6 1/4	6 1/2	1/8	6.234	±.040	0.139	±.004	\$9.34
QR-260-N70	QR-4260	6 1/2	6 3/4	1/8	6.484	±.040	0.139	±.004	\$10.06
QR-261-N70	QR-4261	6 3/4	7	1/8	6.734	±.040	0.139	±.004	\$10.45
QR-262-N70		7	7 1/4	1/8	6.984	±.040	0.139	±.004	\$10.78
QR-263-N70	QR-4263	7 1/4	7 1/2	1/8	7.234	±.045	0.139	±.004	\$11.12
QR-264-N70		7 1/2	7 3/4	1/8	7.484	±.045	0.139	±.004	\$11.56
QR-265-N70	QR-4265	7 3/4	8	1/8	7.734	±.045	0.139	±.004	\$12.00
QR-266-N70	QR-4266	8	8 1/4	1/8	7.984	±.045	0.139	±.004	\$12.45
QR-267-N70		8 1/4	8 1/2	1/8	8.234	±.050	0.139	±.004	\$12.78
QR-268-N70	QR-4268	8 1/2	8 3/4	1/8	8.484	±.050	0.139	±.004	\$13.13
QR-269-N70		8 3/4	9	1/8	8.734	±.050	0.139	±.004	\$13.45
QR-270-N70		9	9 1/4	1/8	8.984	±.050	0.139	±.004	\$13.79
QR-271-N70		9 1/4	9 1/2	1/8	9.234	±.055	0.139	±.004	\$14.24
QR-272-N70		9 1/2	9 3/4	1/8	9.484	±.055	0.139	±.004	\$16.46
QR-273-N70		9 3/4	10	1/8	9.734	±.055	0.139	±.004	\$17.03
QR-274-N70		10	10 1/4	1/8	9.984	±.055	0.139	±.004	\$17.30
QR-275-N70		10 1/2	10 3/4	1/8	10.484	±.055	0.139	±.004	\$17.58
QR-276-N70		11	11 1/4	1/8	10.984	±.065	0.139	±.004	\$17.86
QR-277-N70		11 1/2	11 3/4	1/8	11.484	±.065	0.139	±.004	\$18.15
QR-278-N70	QR-4278	12	12 1/4	1/8	11.984	±.065	0.139	±.004	\$18.43
QR-279-N70		13	13 1/4	1/8	12.984	±.065	0.139	±.004	\$19.20
QR-280-N70		14	14 1/4	1/8	13.984	±.065	0.139	±.004	\$21.02
QR-281-N70		15	15 1/4	1/8	14.984	±.065	0.139	±.004	\$22.24



Static Seal



QR Profile

AS 568 Dash No. (4-XXX Series)	Reference	Nominal X-Ring Size (Reference Only)			Actual X-Ring Size per AS 568A				List Price
		Dimensions are in Inch							
		ID	OD	W	ID	Tolerance	W	Tolerance	
QR-282-N70		16	16 1/4	1/8	15.955	±.075	0.139	±.004	\$24.72
QR-283-N70		17	17 1/4	1/8	16.955	±.080	0.139	±.004	\$25.91
QR-284-N70		18	18 1/4	1/8	17.955	±.085	0.139	±.004	\$27.14
300 Series									
QR-309-N70		7/16	13/16	3/16	0.412	±.005	0.210	±.005	\$1.14
QR-310-N70		1/2	7/8	3/16	0.475	±.005	0.210	±.005	\$1.14
QR-311-N70		9/16	15/16	3/16	0.537	±.007	0.210	±.005	\$1.15
QR-312-N70		5/8	1	3/16	0.600	±.009	0.210	±.005	\$1.15
QR-313-N70		11/16	1 1/16	3/16	0.662	±.009	0.210	±.005	\$1.21
QR-314-N70	QR-4314	3/4	1 1/8	3/16	0.725	±.010	0.210	±.005	\$1.24
QR-315-N70		13/16	1 3/16	3/16	0.787	±.010	0.210	±.005	\$1.26
QR-316-N70	QR-4316	7/8	1 1/4	3/16	0.850	±.010	0.210	±.005	\$1.35
QR-317-N70		15/16	1 5/16	3/16	0.912	±.010	0.210	±.005	\$1.38
QR-318-N70	QR-4318	1	1 3/8	3/16	0.975	±.010	0.210	±.005	\$1.41
QR-319-N70	QR-4319	1 1/16	1 7/16	3/16	1.037	±.010	0.210	±.005	\$1.46
QR-320-N70	QR-4320	1 1/8	1 1/2	3/16	1.100	±.012	0.210	±.005	\$1.49
QR-321-N70	QR-4321	1 3/16	1 9/16	3/16	1.162	±.012	0.210	±.005	\$1.52
QR-322-N70	QR-4322	1 1/4	1 5/8	3/16	1.225	±.012	0.210	±.005	\$1.57
QR-323-N70	QR-4323	1 5/16	1 11/16	3/16	1.287	±.012	0.210	±.005	\$1.66
QR-324-N70	QR-4324	1 3/8	1 3/4	3/16	1.350	±.012	0.210	±.005	\$1.87
QR-325-N70	QR-4325	1 1/2	1 7/8	3/16	1.475	±.015	0.210	±.005	\$2.03
QR-326-N70	QR-4326	1 5/8	2	3/16	1.600	±.015	0.210	±.005	\$2.25
QR-327-N70	QR-4327	1 3/4	2 1/8	3/16	1.725	±.015	0.210	±.005	\$2.31
QR-328-N70	QR-4328	1 7/8	2 1/4	3/16	1.850	±.015	0.210	±.005	\$2.40
QR-329-N70	QR-4329	2	2 3/8	3/16	1.975	±.018	0.210	±.005	\$2.54
QR-330-N70	QR-4330	2 1/8	2 1/2	3/16	2.100	±.018	0.210	±.005	\$2.91
QR-331-N70	QR-4331	2 1/4	2 5/8	3/16	2.225	±.018	0.210	±.005	\$2.99
QR-332-N70	QR-4332	2 3/8	2 3/4	3/16	2.350	±.018	0.210	±.005	\$3.16
QR-333-N70	QR-4333	2 1/2	2 7/8	3/16	2.475	±.020	0.210	±.005	\$3.57
QR-334-N70	QR-4334	2 5/8	3	3/16	2.600	±.020	0.210	±.005	\$3.68
QR-335-N70	QR-4335	2 3/4	3 1/8	3/16	2.725	±.020	0.210	±.005	\$3.79
QR-336-N70	QR-4336	2 7/8	3 1/4	3/16	2.850	±.020	0.210	±.005	\$4.02
QR-337-N70	QR-4337	3	3 3/8	3/16	2.975	±.024	0.210	±.005	\$4.13
QR-338-N70	QR-4338	3 1/8	3 1/2	3/16	3.100	±.024	0.210	±.005	\$4.25
QR-339-N70	QR-4339	3 1/4	3 5/8	3/16	3.225	±.024	0.210	±.005	\$4.35
QR-340-N70	QR-4340	3 3/8	3 3/4	3/16	3.350	±.024	0.210	±.005	\$4.94
QR-341-N70	QR-4341	3 1/2	3 7/8	3/16	3.475	±.024	0.210	±.005	\$5.12
QR-342-N70	QR-4342	3 5/8	4	3/16	3.600	±.028	0.210	±.005	\$5.29



Static Seal

QR Profile

AS 568 Dash No. (4-XXX Series)	Reference	Nominal X-Ring Size (Reference Only)			Actual X-Ring Size per AS 568A				List Price
		ID	OD	W	Dimensions are in Inch				
					ID	Tolerance	W	Tolerance	
QR-343-N70	QR-4343	3 3/4	4 1/8	3/16	3.725	±.028	0.210	±.005	\$5.59
QR-344-N70	QR-4344	3 7/8	4 1/4	3/16	3.850	±.028	0.210	±.005	\$5.76
QR-345-N70	QR-4345	4	4 3/8	3/16	3.975	±.028	0.210	±.005	\$6.04
QR-346-N70	QR-4346	4 1/8	4 1/2	3/16	4.100	±.028	0.210	±.005	\$6.33
QR-347-N70	QR-4347	4 1/4	4 5/8	3/16	4.225	±.030	0.210	±.005	\$6.51
QR-348-N70	QR-4348	4 3/8	4 3/4	3/16	4.350	±.030	0.210	±.005	\$7.92
QR-349-N70	QR-4349	4 1/2	4 7/8	3/16	4.475	±.030	0.210	±.005	\$8.27
QR-350-N70	QR-4350	4 5/8	5	3/16	4.600	±.030	0.210	±.005	\$8.58
QR-351-N70	QR-4351	4 3/4	5 1/8	3/16	4.725	±.030	0.210	±.005	\$8.93
QR-352-N70	QR-4352	4 7/8	5 1/4	3/16	4.850	±.030	0.210	±.005	\$9.14
QR-353-N70	QR-4353	5	5 3/8	3/16	4.975	±.037	0.210	±.005	\$9.31
QR-354-N70	QR-4354	5 1/8	5 1/2	3/16	5.100	±.037	0.210	±.005	\$9.53
QR-355-N70	QR-4355	5 1/4	5 5/8	3/16	5.225	±.037	0.210	±.005	\$9.75
QR-356-N70	QR-4356	5 3/8	5 3/4	3/16	5.350	±.037	0.210	±.005	\$9.97
QR-357-N70	QR-4357	5 1/2	5 7/8	3/16	5.475	±.037	0.210	±.005	\$10.21
QR-358-N70	QR-4358	5 5/8	6	3/16	5.600	±.037	0.210	±.005	\$10.36
QR-359-N70		5 3/4	6 1/8	3/16	5.725	±.037	0.210	±.005	\$10.54
QR-360-N70		5 7/8	6 1/4	3/16	5.850	±.037	0.210	±.005	\$10.72
QR-361-N70	QR-4361	6	6 3/8	3/16	5.975	±.037	0.210	±.005	\$10.89
QR-362-N70	QR-4362	6 1/4	6 5/8	3/16	6.225	±.040	0.210	±.005	\$11.04
QR-363-N70	QR-4363	6 1/2	6 7/8	3/16	6.475	±.040	0.210	±.005	\$11.78
QR-364-N70		6 3/4	7 1/8	3/16	6.725	±.040	0.210	±.005	\$12.18
QR-365-N70		7	7 3/8	3/16	6.975	±.040	0.210	±.005	\$12.50
QR-366-N70	QR-4366	7 1/4	7 5/8	3/16	7.225	±.045	0.210	±.005	\$12.85
QR-367-N70	QR-4367	7 1/2	7 7/8	3/16	7.475	±.045	0.210	±.005	\$13.27
QR-368-N70	QR-4368	7 3/4	8 1/8	3/16	7.725	±.045	0.210	±.005	\$13.74
QR-369-N70	QR-4369	8	8 3/8	3/16	7.975	±.045	0.210	±.005	\$14.30
QR-370-N70		8 1/4	8 5/8	3/16	8.225	±.050	0.210	±.005	\$14.87
QR-371-N70		8 1/2	8 7/8	3/16	8.475	±.050	0.210	±.005	\$15.43
QR-372-N70		8 3/4	9 1/8	3/16	8.725	±.050	0.210	±.005	\$16.10
QR-373-N70		9	9 3/8	3/16	8.975	±.050	0.210	±.005	\$16.76
QR-374-N70	QR-4374	9 1/4	9 5/8	3/16	9.225	±.055	0.210	±.005	\$22.34
QR-375-N70		9 1/2	9 7/8	3/16	9.475	±.055	0.210	±.005	\$23.47
QR-376-N70		9 3/4	10 1/8	3/16	9.725	±.055	0.210	±.005	\$24.58
QR-377-N70		10	10 3/8	3/16	9.975	±.055	0.210	±.005	\$25.73
QR-378-N70		10 1/2	10 7/8	3/16	10.475	±.060	0.210	±.005	\$26.87



Static Seal



QR Profile

AS 568 Dash No. (4-XXX Series)	Reference	Nominal X-Ring Size (Reference Only)			Actual X-Ring Size per AS 568A				List Price
		Dimensions are in Inch							
		ID	OD	W	ID	Tolerance	W	Tolerance	
QR-379-N70		11	11 3/8	3/16	10.975	±.060	0.210	±.005	\$27.94
QR-380-N70		11 1/2	11 7/8	3/16	11.475	±.065	0.210	±.005	\$29.08
QR-381-N70		12	12 3/8	3/16	11.975	±.065	0.210	±.005	\$31.31
QR-382-N70		13	13 3/8	3/16	12.975	±.065	0.210	±.005	\$33.55
QR-383-N70		14	14 3/8	3/16	13.975	±.070	0.210	±.005	\$35.77
QR-384-N70		15	15 3/8	3/16	14.975	±.070	0.210	±.005	\$39.11
QR-385-N70		16	16 3/8	3/16	15.955	±.075	0.210	±.005	\$42.47
QR-386-N70		17	17 3/8	3/16	16.955	±.080	0.210	±.005	\$52.06
QR-387-N70		18	18 3/8	3/16	17.955	±.085	0.210	±.005	\$54.96
QR-388-N70		19	19 3/8	3/16	18.955	±.090	0.210	±.005	\$63.17
QR-389-N70		20	20 3/8	3/16	19.955	±.095	0.210	±.005	\$74.17
QR-390-N70		21	21 3/8	3/16	20.955	±.095	0.210	±.005	\$85.14
QR-391-N70		22	22 3/8	3/16	21.955	±.100	0.210	±.005	\$101.49
QR-392-N70		23	23 3/8	3/16	22.940	±.105	0.210	±.005	\$112.54
QR-393-N70		24	24 3/8	3/16	23.940	±.110	0.210	±.005	\$128.99
QR-394-N70		25	25 3/8	3/16	24.940	±.115	0.210	±.005	\$139.97
QR-395-N70		26	26 3/8	3/16	25.940	±.120	0.210	±.005	\$150.88
400 Series									
QR-425-N70	QR-4425	4 1/2	5	1/4	4.475	±.033	0.275	±.006	\$11.25
QR-426-N70	QR-4426	4 5/8	5 1/8	1/4	4.600	±.033	0.275	±.006	\$11.52
QR-427-N70	QR-4427	4 3/4	5 1/4	1/4	4.725	±.033	0.275	±.006	\$11.80
QR-428-N70	QR-4428	4 7/8	5 3/8	1/4	4.850	±.033	0.275	±.006	\$12.08
QR-429-N70	QR-4429	5	5 1/2	1/4	4.975	±.037	0.275	±.006	\$12.36
QR-430-N70	QR-4430	5 1/8	5 5/8	1/4	5.100	±.037	0.275	±.006	\$12.64
QR-431-N70	QR-4431	5 1/4	5 3/4	1/4	5.225	±.037	0.275	±.006	\$12.93
QR-432-N70	QR-4432	5 3/8	5 7/8	1/4	5.350	±.037	0.275	±.006	\$13.20
QR-433-N70	QR-4433	5 1/2	6	1/4	5.475	±.037	0.275	±.006	\$13.50
QR-434-N70	QR-4434	5 5/8	6 1/8	1/4	5.600	±.037	0.275	±.006	\$13.76
QR-435-N70	QR-4435	5 3/4	6 1/4	1/4	5.725	±.037	0.275	±.006	\$14.05
QR-436-N70	QR-4436	5 7/8	6 3/8	1/4	5.850	±.037	0.275	±.006	\$14.34
QR-437-N70	QR-4437	6	6 1/2	1/4	5.975	±.037	0.275	±.006	\$14.61
QR-438-N70	QR-4438	6 1/4	6 3/4	1/4	6.225	±.040	0.275	±.006	\$14.89
QR-439-N70	QR-4439	6 1/2	7	1/4	6.475	±.040	0.275	±.006	\$15.19
QR-440-N70	QR-4440	6 3/4	7 1/4	1/4	6.725	±.040	0.275	±.006	\$15.75
QR-441-N70	QR-4441	7	7 1/2	1/4	6.975	±.040	0.275	±.006	\$16.32
QR-442-N70	QR-4442	7 1/4	7 3/4	1/4	7.225	±.045	0.275	±.006	\$16.87
QR-443-N70	QR-4443	7 1/2	8	1/4	7.475	±.045	0.275	±.006	\$22.41
QR-444-N70	QR-4444	7 3/4	8 1/4	1/4	7.725	±.045	0.275	±.006	\$23.53


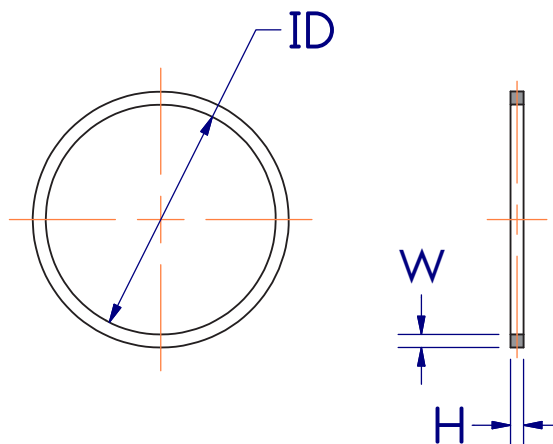


Static Seal

QR Profile

AS 568 Dash No. (4-XXX Series)	Reference	Nominal X-Ring Size (Reference Only)			Actual X-Ring Size per AS 568A				List Price
		ID	OD	W	Dimensions are in Inch				
					ID	Tolerance	W	Tolerance	
QR-445-N70	QR-4445	8	8 1/2	1/4	7.975	±.045	0.275	±.006	\$24.64
QR-446-N70	QR-4446	8 1/2	9	1/4	8.475	±.055	0.275	±.006	\$25.78
QR-447-N70	QR-4447	9	9 1/2	1/4	8.975	±.055	0.275	±.006	\$26.90
QR-448-N70	QR-4448	9 1/2	10	1/4	9.475	±.055	0.275	±.006	\$29.13
QR-449-N70		10	10 1/2	1/4	9.975	±.055	0.275	±.006	\$31.38
QR-450-N70	QR-4450	10 1/2	11	1/4	10.475	±.060	0.275	±.006	\$33.60
QR-451-N70		11	11 1/2	1/4	10.975	±.060	0.275	±.006	\$34.73
QR-452-N70	QR-4452	11 1/2	12	1/4	11.475	±.060	0.275	±.006	\$35.86
QR-453-N70	QR-4453	12	12 1/2	1/4	11.975	±.060	0.275	±.006	\$36.98
QR-454-N70	QR-4454	12 1/2	13	1/4	12.475	±.060	0.275	±.006	\$38.11
QR-455-N70	QR-4455	13	13 1/2	1/4	12.975	±.060	0.275	±.006	\$39.23
QR-456-N70		13 1/2	14	1/4	13.475	±.070	0.275	±.006	\$40.35
QR-457-N70		14	14 1/2	1/4	13.975	±.070	0.275	±.006	\$41.50
QR-458-N70	QR-4458	14 1/2	15	1/4	14.475	±.070	0.275	±.006	\$42.61
QR-459-N70		15	15 1/2	1/4	14.975	±.070	0.275	±.006	\$43.77
QR-460-N70		15 1/2	16	1/4	15.475	±.070	0.275	±.006	\$44.89
QR-461-N70		16	16 1/2	1/4	15.955	±.075	0.275	±.006	\$45.98
QR-462-N70		16 1/2	17	1/4	16.455	±.075	0.275	±.006	\$47.12
QR-463-N70		17	17 1/2	1/4	16.955	±.080	0.275	±.006	\$48.24
QR-464-N70	QR-4464	17 1/2	18	1/4	17.455	±.085	0.275	±.006	\$49.38
QR-465-N70		18	18 1/2	1/4	17.955	±.085	0.275	±.006	\$50.48
QR-466-N70		18 1/2	19	1/4	18.455	±.085	0.275	±.006	\$70.17
QR-467-N70		19	19 1/2	1/4	18.955	±.090	0.275	±.006	\$75.66
QR-468-N70		19 1/2	20	1/4	19.455	±.090	0.275	±.006	\$86.59
QR-469-N70		20	20 1/2	1/4	19.955	±.090	0.275	±.006	\$97.59
QR-470-N70		21	21 1/2	1/4	20.955	±.090	0.275	±.006	\$108.56
QR-471-N70		22	22 1/2	1/4	21.955	±.100	0.275	±.006	\$119.49
QR-472-N70		23	23 1/2	1/4	22.940	±.105	0.275	±.006	\$130.54
QR-473-N70		24	24 1/2	1/4	23.940	±.110	0.275	±.006	\$141.48
QR-474-N70		25	25 1/2	1/4	24.940	±.115	0.275	±.006	\$152.50
QR-475-N70		26	26 1/2	1/4	25.940	±.120	0.275	±.006	\$163.42

Static Seal



SQ Profile


Materials
Square-Ring: NBR 70D

Operating Conditions
Temperature: -40° to 250°F
Pressure: 5,000 PSI

Standard AS 568A 70A Durometer NBR Square Ring designed for static industrial seal glands. Square cross section design provides additional stability and reduces the pumping effects versus a standard O-Ring seal.

Other material options and sizes may be available. Please contact customer service.

AS 568 Dash No. (7-XXX Series)	Reference	Nominal SQ-Ring Size (Reference Only)			Actual SQ-Ring Size				List Price
		ID	OD	H	Dimensions are in Inch				
					ID	Tolerance	W	Tolerance	
000 Series									
SQ-006-N70		1/8	1/4	1/16	0.114	±.005	0.066	±.003	\$0.26
SQ-007-N70		5/32	9/32	1/16	0.145	±.005	0.066	±.003	\$0.26
SQ-008-N70	580-008	3/16	5/16	1/16	0.176	±.005	0.066	±.003	\$0.26
SQ-009-N70		7/32	11/32	1/16	0.208	±.005	0.066	±.003	\$0.26
SQ-010-N70		1/4	3/8	1/16	0.239	±.005	0.066	±.003	\$0.26
SQ-011-N70		5/16	7/16	1/16	0.301	±.005	0.066	±.003	\$0.26
SQ-012-N70	580-012	3/8	1/2	1/16	0.364	±.005	0.066	±.003	\$0.26
SQ-013-N70		7/16	9/16	1/16	0.426	±.005	0.066	±.003	\$0.28
SQ-014-N70	580-014	1/2	5/8	1/16	0.489	±.005	0.066	±.003	\$0.25
SQ-015-N70	580-015	9/16	11/16	1/16	0.551	±.007	0.066	±.003	\$0.21
SQ-016-N70	580-016	5/8	3/4	1/16	0.614	±.009	0.066	±.003	\$0.24
SQ-017-N70	580-017	11/16	13/16	1/16	0.676	±.009	0.066	±.003	\$0.28
SQ-018-N70		3/4	7/8	1/16	0.739	±.009	0.066	±.003	\$0.19
SQ-019-N70	580-019	13/16	15/16	1/16	0.801	±.009	0.066	±.003	\$0.20
SQ-020-N70		7/8	1	1/16	0.864	±.009	0.066	±.003	\$0.20
SQ-021-N70	580-021	15/16	1 1/16	1/16	0.926	±.009	0.066	±.003	\$0.20
SQ-022-N70	580-022	1	1 1/8	1/16	0.989	±.010	0.066	±.003	\$0.31
SQ-023-N70		1 1/16	1 3/16	1/16	1.051	±.010	0.066	±.003	\$0.25
SQ-024-N70		1 1/8	1 1/4	1/16	1.114	±.010	0.066	±.003	\$0.28
SQ-025-N70	580-025	1 3/16	1 5/16	1/16	1.176	±.011	0.066	±.003	\$0.28
SQ-026-N70	580-026	1 1/4	1 3/8	1/16	1.239	±.011	0.066	±.003	\$0.26




Static Seal

SQ Profile

AS 568 Dash No. (7-XXX Series)	Reference	Nominal SQ-Ring Size (Reference Only)			Actual SQ-Ring Size				List Price
		ID	OD	H	Dimensions are in Inch				
					ID	Tolerance	W	Tolerance	
SQ-027-N70		1 5/16	1 7/16	1/16	1.301	±.011	0.066	±.003	\$0.47
SQ-028-N70	580-028	1 3/8	1 1/2	1/16	1.364	±.013	0.066	±.003	\$0.34
SQ-029-N70	580-029	1 1/2	1 5/8	1/16	1.489	±.013	0.066	±.003	\$0.31
SQ-030-N70		1 5/8	1 3/4	1/16	1.614	±.013	0.066	±.003	\$0.28
SQ-031-N70		1 3/4	1 7/8	1/16	1.739	±.015	0.066	±.003	\$0.38
SQ-032-N70	580-032	1 7/8	2	1/16	1.864	±.015	0.066	±.003	\$0.44
SQ-033-N70	580-033	2	2 1/8	1/16	1.989	±.018	0.066	±.003	\$0.41
SQ-034-N70	580-034	2 1/8	2 1/4	1/16	2.114	±.018	0.066	±.003	\$0.49
SQ-035-N70	580-035	2 1/4	2 3/8	1/16	2.239	±.018	0.066	±.003	\$0.68
SQ-036-N70	580-036	2 3/8	2 1/2	1/16	2.364	±.018	0.066	±.003	\$0.51
SQ-037-N70	580-037	2 1/2	2 5/8	1/16	2.489	±.018	0.066	±.003	\$0.64
SQ-038-N70	580-038	2 5/8	2 3/4	1/16	2.614	±.020	0.066	±.003	\$1.22
SQ-039-N70	580-039	2 3/4	2 7/8	1/16	2.739	±.020	0.066	±.003	\$0.50
SQ-040-N70	580-040	2 7/8	3	1/16	2.864	±.020	0.066	±.003	\$0.41
SQ-041-N70	580-041	3	3 1/8	1/16	2.989	±.024	0.066	±.003	\$0.42
SQ-042-N70	580-042	3 1/4	3 3/8	1/16	3.239	±.024	0.066	±.003	\$0.56
SQ-043-N70	580-043	3 1/2	3 5/8	1/16	3.489	±.024	0.066	±.003	\$0.48
SQ-044-N70	580-044	3 3/4	3 7/8	1/16	3.739	±.027	0.066	±.003	\$0.62
SQ-045-N70	580-045	4	4 1/8	1/16	3.989	±.027	0.066	±.003	\$0.97
SQ-046-N70	580-046	4 1/4	4 3/8	1/16	4.239	±.030	0.066	±.003	\$0.57
SQ-047-N70	580-047	4 1/2	4 5/8	1/16	4.489	±.030	0.066	±.003	\$0.80
SQ-048-N70		4 3/4	4 7/8	1/16	4.739	±.030	0.066	±.003	\$0.73
SQ-049-N70		5	5 1/8	1/16	4.989	±.037	0.066	±.003	\$0.75
100 Series									
SQ-109-N70		5/16	1/2	3/32	0.299	±.005	0.099	±.003	\$0.24
SQ-110-N70	580-110	3/8	9/16	3/32	0.362	±.005	0.099	±.003	\$0.23
SQ-111-N70		7/16	5/8	3/32	0.424	±.005	0.099	±.003	\$0.25
SQ-112-N70		1/2	11/16	3/32	0.487	±.005	0.099	±.003	\$0.26
SQ-113-N70	580-113	9/16	3/4	3/32	0.549	±.005	0.099	±.003	\$0.27
SQ-114-N70		5/8	13/16	3/32	0.612	±.009	0.099	±.003	\$0.27
SQ-115-N70	580-115	11/16	7/8	3/32	0.674	±.009	0.099	±.003	\$0.28
SQ-116-N70	580-116	3/4	15/16	3/32	0.737	±.009	0.099	±.003	\$0.29
SQ-117-N70	580-117	13/16	1	3/32	0.799	±.010	0.099	±.003	\$0.30
SQ-118-N70	580-118	7/8	1 1/16	3/32	0.862	±.010	0.099	±.003	\$0.32
SQ-119-N70	580-119	15/16	1 1/8	3/32	0.924	±.010	0.099	±.003	\$0.36




Static Seal



SQ Profile

AS 568 Dash No. (7-XXX Series)	Reference	Nominal SQ-Ring Size (Reference Only)			Actual SQ-Ring Size				List Price
		ID	OD	H	Dimensions are in Inch				
					ID	Tolerance	W	Tolerance	
SQ-120-N70	580-120	1	1 3/16	3/32	0.987	±.010	0.099	±.003	\$0.50
SQ-121-N70	580-121	1 1/16	1 1/4	3/32	1.049	±.010	0.099	±.003	\$0.35
SQ-122-N70	580-122	1 1/8	1 5/16	3/32	1.112	±.010	0.099	±.003	\$0.60
SQ-123-N70	580-123	1 3/16	1 3/8	3/32	1.174	±.012	0.099	±.003	\$0.33
SQ-124-N70	580-124	1 1/4	1 7/16	3/32	1.237	±.012	0.099	±.003	\$0.35
SQ-125-N70	580-125	1 5/16	1 1/2	3/32	1.299	±.012	0.099	±.003	\$0.35
SQ-126-N70	580-126	1 3/8	1 9/16	3/32	1.362	±.012	0.099	±.003	\$0.38
SQ-127-N70	580-127	1 7/16	1 5/8	3/32	1.424	±.012	0.099	±.003	\$0.38
SQ-128-N70	580-128	1 1/2	1 11/16	3/32	1.487	±.012	0.099	±.003	\$0.35
SQ-129-N70	580-129	1 9/16	1 3/4	3/32	1.549	±.015	0.099	±.003	\$0.36
SQ-130-N70	580-130	1 5/8	1 13/16	3/32	1.612	±.015	0.099	±.003	\$0.46
SQ-131-N70	580-131	1 11/16	1 7/8	3/32	1.674	±.015	0.099	±.003	\$0.44
SQ-132-N70	580-132	1 3/4	1 15/16	3/32	1.737	±.015	0.099	±.003	\$0.60
SQ-133-N70	580-133	1 13/16	2	3/32	1.799	±.015	0.099	±.003	\$0.45
SQ-134-N70	580-134	1 7/8	2 1/16	3/32	1.862	±.015	0.099	±.003	\$0.74
SQ-135-N70	580-135	1 15/16	2 1/8	3/32	1.925	±.017	0.099	±.003	\$0.52
SQ-136-N70	580-136	2	2 3/16	3/32	1.987	±.017	0.099	±.003	\$0.56
SQ-137-N70	580-137	2 1/16	2 1/4	3/32	2.050	±.017	0.099	±.003	\$0.56
SQ-138-N70	580-138	2 1/8	2 5/16	3/32	2.112	±.017	0.099	±.003	\$0.94
SQ-139-N70	580-139	2 3/16	2 3/8	3/32	2.175	±.017	0.099	±.003	\$0.62
SQ-140-N70	580-140	2 1/4	2 7/16	3/32	2.237	±.017	0.099	±.003	\$0.73
SQ-141-N70	580-141	2 5/16	2 1/2	3/32	2.300	±.020	0.099	±.003	\$0.54
SQ-142-N70	580-142	2 3/8	2 9/16	3/32	2.362	±.020	0.099	±.003	\$0.91
SQ-143-N70	580-143	2 7/16	2 5/8	3/32	2.425	±.020	0.099	±.003	\$0.77
SQ-144-N70	580-144	2 1/2	2 11/16	3/32	2.487	±.020	0.099	±.003	\$0.58
SQ-145-N70	580-145	2 9/16	2 3/4	3/32	2.550	±.020	0.099	±.003	\$0.61
SQ-146-N70	580-146	2 5/8	2 13/16	3/32	2.612	±.020	0.099	±.003	\$1.14
SQ-147-N70	580-147	2 11/16	2 7/8	3/32	2.675	±.022	0.099	±.003	\$0.89
SQ-148-N70	580-148	2 3/4	2 15/16	3/32	2.737	±.022	0.099	±.003	\$0.94
SQ-149-N70	580-149	2 13/16	3	3/32	2.800	±.022	0.099	±.003	\$0.90
SQ-150-N70	580-150	2 7/8	3 1/16	3/32	2.862	±.022	0.099	±.003	\$1.03
SQ-151-N70	580-151	3	3 3/16	3/32	2.987	±.024	0.099	±.003	\$0.87
SQ-152-N70	580-152	3 1/4	3 7/16	3/32	3.237	±.024	0.099	±.003	\$0.68
SQ-153-N70	580-153	3 1/2	3 11/16	3/32	3.487	±.024	0.099	±.003	\$0.81
SQ-154-N70	580-154	3 3/4	3 15/16	3/32	3.737	±.028	0.099	±.003	\$1.06
SQ-155-N70	580-155	4	4 3/16	3/32	3.987	±.028	0.099	±.003	\$0.74




Static Seal

SQ Profile

AS 568 Dash No. (7-XXX Series)	Reference	Nominal SQ-Ring Size (Reference Only)			Actual SQ-Ring Size				List Price
					Dimensions are in Inch				
		ID	OD	H	ID	Tolerance	W	Tolerance	
SQ-156-N70	580-156	4 1/4	4 7/16	3/32	4.237	±.030	0.099	±.003	\$1.53
SQ-157-N70	580-157	4 1/2	4 11/16	3/32	4.487	±.030	0.099	±.003	\$1.22
SQ-158-N70	580-158	4 3/4	4 15/16	3/32	4.737	±.030	0.099	±.003	\$1.44
SQ-159-N70	580-159	5	5 3/16	3/32	4.987	±.035	0.099	±.003	\$1.23
SQ-160-N70	580-160	5 1/4	5 7/16	3/32	5.237	±.035	0.099	±.003	\$0.91
SQ-161-N70	580-161	5 1/2	5 11/16	3/32	5.487	±.035	0.099	±.003	\$1.00
SQ-162-N70		5 3/4	5 15/16	3/32	5.737	±.035	0.099	±.003	\$1.05
SQ-163-N70	580-163	6	6 3/16	3/32	5.987	±.035	0.099	±.003	\$1.96
SQ-164-N70	580-164	6 1/4	6 7/16	3/32	6.237	±.040	0.099	±.003	\$1.11
SQ-165-N70		6 1/2	6 11/16	3/32	6.487	±.040	0.099	±.003	\$1.82
SQ-166-N70		6 3/4	6 15/16	3/32	6.737	±.040	0.099	±.003	\$1.28
SQ-167-N70		7	7 3/16	3/32	6.987	±.040	0.099	±.003	\$1.74
SQ-168-N70		7 1/4	7 7/16	3/32	7.237	±.045	0.099	±.003	\$1.82
200 Series									
SQ-203-N70		5/16	9/16	1/8	0.296	±.005	0.134	±.004	\$0.52
SQ-204-N70		3/8	5/8	1/8	0.359	±.005	0.134	±.004	\$0.52
SQ-205-N70		7/16	11/16	1/8	0.421	±.005	0.134	±.004	\$0.60
SQ-206-N70	580-206	1/2	3/4	1/8	0.484	±.005	0.134	±.004	\$0.39
SQ-207-N70		9/16	13/16	1/8	0.546	±.007	0.134	±.004	\$0.42
SQ-208-N70		5/8	7/8	1/8	0.609	±.009	0.134	±.004	\$0.46
SQ-209-N70	580-209	11/16	15/16	1/8	0.671	±.009	0.134	±.004	\$0.42
SQ-210-N70	580-210	3/4	1	1/8	0.734	±.010	0.134	±.004	\$0.42
SQ-211-N70	580-211	13/16	1 1/16	1/8	0.796	±.010	0.134	±.004	\$0.43
SQ-212-N70		7/8	1 1/8	1/8	0.859	±.010	0.134	±.004	\$0.44
SQ-213-N70	580-213	15/16	1 3/16	1/8	0.921	±.010	0.134	±.004	\$0.44
SQ-214-N70	580-214	1	1 1/4	1/8	0.984	±.010	0.134	±.004	\$0.45
SQ-215-N70	580-215	1 1/16	1 5/16	1/8	1.046	±.010	0.134	±.004	\$0.45
SQ-216-N70	580-216	1 1/8	1 3/8	1/8	1.109	±.012	0.134	±.004	\$0.46
SQ-217-N70	580-217	1 3/16	1 7/16	1/8	1.171	±.012	0.134	±.004	\$0.65
SQ-218-N70	580-218	1 1/4	1 1/2	1/8	1.234	±.012	0.134	±.004	\$0.53
SQ-219-N70		1 5/16	1 9/16	1/8	1.296	±.012	0.134	±.004	\$0.52
SQ-220-N70	580-220	1 3/8	1 5/8	1/8	1.359	±.012	0.134	±.004	\$0.76
SQ-221-N70	580-221	1 7/16	1 11/16	1/8	1.421	±.012	0.134	±.004	\$0.94
SQ-222-N70	580-222	1 1/2	1 3/4	1/8	1.484	±.015	0.134	±.004	\$0.53
SQ-223-N70	580-223	1 5/8	1 7/8	1/8	1.609	±.015	0.134	±.004	\$0.57




Static Seal



SQ Profile

AS 568 Dash No. (7-XXX Series)	Reference	Nominal SQ-Ring Size (Reference Only)			Actual SQ-Ring Size				List Price
					Dimensions are in Inch				
		ID	OD	H	ID	Tolerance	W	Tolerance	
SQ-224-N70	580-224	1 3/4	2	1/8	1.734	±.015	0.134	±.004	\$0.66
SQ-225-N70	580-225	1 7/8	2 1/8	1/8	1.859	±.018	0.134	±.004	\$0.62
SQ-226-N70	580-226	2	2 1/4	1/8	1.984	±.018	0.134	±.004	\$0.62
SQ-227-N70	580-227	2 1/16	2 5/16	1/8	2.109	±.018	0.134	±.004	\$0.93
SQ-228-N70		2 1/4	2 1/2	1/8	2.234	±.020	0.134	±.004	\$0.71
SQ-229-N70	580-229	2 3/8	2 5/8	1/8	2.359	±.020	0.134	±.004	\$1.11
SQ-230-N70	580-230	2 1/2	2 3/4	1/8	2.484	±.020	0.134	±.004	\$0.74
SQ-231-N70	580-231	2 5/8	2 7/8	1/8	2.609	±.020	0.134	±.004	\$0.87
SQ-232-N70	580-232	2 3/4	3	1/8	2.734	±.024	0.134	±.004	\$0.93
SQ-233-N70	580-233	2 7/8	3 1/8	1/8	2.859	±.024	0.134	±.004	\$1.30
SQ-234-N70	580-234	3	3 1/4	1/8	2.984	±.024	0.134	±.004	\$0.90
SQ-235-N70	580-235	3 1/8	3 3/8	1/8	3.109	±.024	0.134	±.004	\$1.07
SQ-236-N70	580-236	3 1/4	3 1/2	1/8	3.234	±.024	0.134	±.004	\$1.06
SQ-237-N70	580-237	3 3/8	3 5/8	1/8	3.359	±.024	0.134	±.004	\$0.95
SQ-238-N70	580-238	3 1/2	3 3/4	1/8	3.484	±.024	0.134	±.004	\$1.10
SQ-239-N70	580-239	3 5/8	3 7/8	1/8	3.609	±.028	0.134	±.004	\$1.10
SQ-240-N70	580-240	3 3/4	4	1/8	3.734	±.028	0.134	±.004	\$1.35
SQ-241-N70	580-241	3 7/8	4 1/8	1/8	3.859	±.028	0.134	±.004	\$1.24
SQ-242-N70	580-242	4	4 1/4	1/8	3.984	±.028	0.134	±.004	\$1.15
SQ-243-N70	580-243	4 1/8	4 3/8	1/8	4.109	±.028	0.134	±.004	\$1.40
SQ-244-N70	580-244	4 1/4	4 1/2	1/8	4.234	±.030	0.134	±.004	\$0.98
SQ-245-N70	580-245	4 3/8	4 5/8	1/8	4.359	±.030	0.134	±.004	\$1.10
SQ-246-N70	580-246	4 1/2	4 3/4	1/8	4.484	±.030	0.134	±.004	\$1.48
SQ-247-N70	580-247	4 5/8	4 7/8	1/8	4.609	±.030	0.134	±.004	\$1.44
SQ-248-N70	580-248	4 3/4	5	1/8	4.734	±.030	0.134	±.004	\$1.41
SQ-249-N70	580-249	4 7/8	5 1/8	1/8	4.859	±.035	0.134	±.004	\$1.19
SQ-250-N70	580-250	5	5 1/4	1/8	4.984	±.035	0.134	±.004	\$1.30
SQ-251-N70	580-251	5 1/8	5 3/8	1/8	5.109	±.035	0.134	±.004	\$2.45
SQ-252-N70	580-252	5 1/4	5 1/2	1/8	5.234	±.035	0.134	±.004	\$1.68
SQ-253-N70	580-253	5 3/8	5 5/8	1/8	5.359	±.035	0.134	±.004	\$1.74
SQ-254-N70	580-254	5 1/2	5 3/4	1/8	5.484	±.035	0.134	±.004	\$2.03
SQ-255-N70	580-255	5 5/8	5 7/8	1/8	5.609	±.035	0.134	±.004	\$1.61
SQ-256-N70	580-256	5 3/4	6	1/8	5.734	±.035	0.134	±.004	\$1.56
SQ-257-N70	580-257	5 7/8	6 1/8	1/8	5.859	±.035	0.134	±.004	\$2.54
SQ-258-N70	580-258	6	6 1/4	1/8	5.984	±.035	0.134	±.004	\$1.91
SQ-259-N70	580-259	6 1/4	6 1/2	1/8	6.234	±.040	0.134	±.004	\$1.75




Static Seal

SQ Profile

AS 568 Dash No. (7-XXX Series)	Reference	Nominal SQ-Ring Size (Reference Only)			Actual SQ-Ring Size				List Price
					Dimensions are in Inch				
		ID	OD	H	ID	Tolerance	W	Tolerance	
SQ-260-N70	580-260	6 1/2	6 3/4	1/8	6.484	±.040	0.134	±.004	\$2.38
SQ-261-N70	580-261	6 3/4	7	1/8	6.734	±.040	0.134	±.004	\$1.84
SQ-262-N70	580-262	7	7 1/4	1/8	6.984	±.040	0.134	±.004	\$2.18
SQ-263-N70	580-263	7 1/4	7 1/2	1/8	7.234	±.045	0.134	±.004	\$2.53
SQ-264-N70	580-264	7 1/2	7 3/4	1/8	7.484	±.045	0.134	±.004	\$1.93
SQ-265-N70	580-265	7 3/4	8	1/8	7.734	±.045	0.134	±.004	\$2.86
SQ-266-N70	580-266	8	8 1/4	1/8	7.984	±.045	0.134	±.004	\$2.07
SQ-267-N70	580-267	8 1/4	8 1/2	1/8	8.234	±.050	0.134	±.004	\$3.48
SQ-268-N70	580-268	8 1/2	8 3/4	1/8	8.484	±.050	0.134	±.004	\$2.32
SQ-269-N70	580-269	8 3/4	9	1/8	8.734	±.050	0.134	±.004	\$9.23
SQ-270-N70		9	9 1/4	1/8	8.984	±.050	0.134	±.004	\$16.40
SQ-271-N70	580-271	9 1/4	9 1/2	1/8	9.234	±.055	0.134	±.004	\$5.05
300 Series									
SQ-318-N70		1	1 3/8	3/16	0.975	±.010	0.203	±.005	\$0.74
SQ-319-N70		1 1/16	1 7/16	3/16	1.037	±.010	0.203	±.005	\$3.79
SQ-320-N70	580-320	1 1/8	1 1/2	3/16	1.100	±.012	0.203	±.005	\$0.78
SQ-321-N70		1 3/16	1 9/16	3/16	1.162	±.012	0.203	±.005	\$1.02
SQ-322-N70	580-322	1 1/4	1 5/8	3/16	1.225	±.012	0.203	±.005	\$0.74
SQ-324-N70	580-324	1 3/8	1 3/4	3/16	1.350	±.012	0.203	±.005	\$0.73
SQ-325-N70	580-325	1 1/2	1 7/8	3/16	1.475	±.015	0.203	±.005	\$1.01
SQ-326-N70	580-326	1 5/8	2	3/16	1.600	±.015	0.203	±.005	\$0.80
SQ-327-N70	580-327	1 3/4	2 1/8	3/16	1.725	±.015	0.203	±.005	\$0.82
SQ-328-N70	580-328	1 7/8	2 1/4	3/16	1.850	±.015	0.203	±.005	\$0.95
SQ-329-N70	580-329	2	2 3/8	3/16	1.975	±.018	0.203	±.005	\$0.91
SQ-330-N70	580-330	2 1/8	2 1/2	3/16	2.100	±.018	0.203	±.005	\$1.07
SQ-331-N70	580-331	2 1/4	2 5/8	3/16	2.225	±.018	0.203	±.005	\$1.05
SQ-332-N70	580-332	2 3/8	2 3/4	3/16	2.350	±.018	0.203	±.005	\$1.09
SQ-333-N70	580-333	2 1/2	2 7/8	3/16	2.475	±.020	0.203	±.005	\$1.15
SQ-334-N70	580-334	2 5/8	3	3/16	2.600	±.020	0.203	±.005	\$1.18
SQ-335-N70	580-335	2 3/4	3 1/8	3/16	2.725	±.020	0.203	±.005	\$1.30
SQ-336-N70	580-336	2 7/8	3 1/4	3/16	2.850	±.020	0.203	±.005	\$1.25
SQ-337-N70	580-337	3	3 3/8	3/16	2.975	±.024	0.203	±.005	\$1.52
SQ-338-N70	580-338	3 1/8	3 1/2	3/16	3.100	±.024	0.203	±.005	\$1.76
SQ-339-N70	580-339	3 1/4	3 5/8	3/16	3.225	±.024	0.203	±.005	\$1.42
SQ-340-N70	580-340	3 3/8	3 3/4	3/16	3.350	±.024	0.203	±.005	\$1.44




Static Seal



SQ Profile

AS 568 Dash No. (7-XXX Series)	Reference	Nominal SQ-Ring Size (Reference Only)			Actual SQ-Ring Size				List Price
					Dimensions are in Inch				
		ID	OD	H	ID	Tolerance	W	Tolerance	
SQ-341-N70	580-341	3 1/2	3 7/8	3/16	3.475	±.024	0.203	±.005	\$1.44
SQ-342-N70	580-342	3 5/8	4	3/16	3.600	±.028	0.203	±.005	\$1.73
SQ-343-N70	580-343	3 3/4	4 1/8	3/16	3.725	±.028	0.203	±.005	\$1.79
SQ-344-N70	580-344	3 7/8	4 1/4	3/16	3.850	±.028	0.203	±.005	\$1.77
SQ-345-N70	580-345	4	4 3/8	3/16	3.975	±.028	0.203	±.005	\$1.73
SQ-346-N70	580-346	4 1/8	4 1/2	3/16	4.100	±.028	0.203	±.005	\$1.92
SQ-347-N70	580-347	4 1/4	4 5/8	3/16	4.225	±.030	0.203	±.005	\$2.00
SQ-348-N70	580-348	4 3/8	4 3/4	3/16	4.350	±.030	0.203	±.005	\$2.50
SQ-349-N70	580-349	4 1/2	4 7/8	3/16	4.475	±.030	0.203	±.005	\$1.88
SQ-350-N70	580-350	4 5/8	5	3/16	4.600	±.030	0.203	±.005	\$3.23
SQ-351-N70	580-351	4 3/4	5 1/8	3/16	4.725	±.030	0.203	±.005	\$2.84
SQ-352-N70	580-352	4 7/8	5 1/4	3/16	4.850	±.030	0.203	±.005	\$3.17
SQ-353-N70	580-353	5	5 3/8	3/16	4.975	±.037	0.203	±.005	\$1.88
SQ-354-N70	580-354	5 1/8	5 1/2	3/16	5.100	±.037	0.203	±.005	\$3.13
SQ-355-N70	580-355	5 1/4	5 5/8	3/16	5.225	±.037	0.203	±.005	\$2.95
SQ-356-N70	580-356	5 3/8	5 3/4	3/16	5.350	±.037	0.203	±.005	\$2.32
SQ-357-N70	580-357	5 1/2	5 7/8	3/16	5.475	±.037	0.203	±.005	\$2.54
SQ-358-N70	580-358	5 5/8	6	3/16	5.600	±.037	0.203	±.005	\$2.93
SQ-359-N70		5 3/4	6 1/8	3/16	5.725	±.037	0.203	±.005	\$3.67
SQ-360-N70		5 7/8	6 1/4	3/16	5.850	±.037	0.203	±.005	\$3.27
SQ-361-N70		6	6 3/8	3/16	5.975	±.037	0.203	±.005	\$4.24
SQ-362-N70		6 1/4	6 5/8	3/16	6.225	±.040	0.203	±.005	\$4.81
SQ-363-N70		6 1/2	6 7/8	3/16	6.475	±.040	0.203	±.005	\$4.10
SQ-364-N70		6 3/4	7 1/8	3/16	6.725	±.040	0.203	±.005	\$3.52
SQ-365-N70		7	7 3/8	3/16	6.975	±.040	0.203	±.005	\$5.34
SQ-366-N70	580-366	7 1/4	7 5/8	3/16	7.225	±.045	0.203	±.005	\$3.68
SQ-367-N70		7 1/2	7 7/8	3/16	7.475	±.045	0.203	±.005	\$9.10
SQ-368-N70		7 3/4	8 1/8	3/16	7.725	±.045	0.203	±.005	\$6.96
SQ-370-N70		8 1/4	8 5/8	3/16	8.225	±.050	0.203	±.005	\$4.39
SQ-371-N70		8 1/2	8 7/8	3/16	8.475	±.050	0.203	±.005	\$7.65
SQ-372-N70		8 3/4	9 1/8	3/16	8.725	±.050	0.203	±.005	\$4.48
SQ-374-N70		9 1/4	9 5/8	3/16	9.225	±.055	0.203	±.005	\$7.59
400 Series									
SQ-425-N70	580-425	4 1/2	5	1/4	4.475	±.033	0.266	±.006	\$3.19
SQ-426-N70	580-426	4 5/8	5 1/8	1/4	4.600	±.033	0.266	±.006	\$3.50
SQ-427-N70	580-427	4 3/4	5 1/4	1/4	4.725	±.033	0.266	±.006	\$3.10

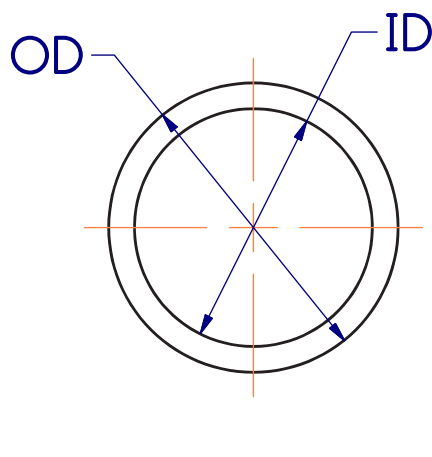


Static Seal

SQ Profile

AS 568 Dash No. (7-XXX Series)	Reference	Nominal SQ-Ring Size (Reference Only)			Actual SQ-Ring Size				List Price
					Dimensions are in Inch				
		ID	OD	H	ID	Tolerance	W	Tolerance	
SQ-428-N70	580-428	4 7/8	5 3/8	1/4	4.850	±.033	0.266	±.006	\$2.62
SQ-429-N70	580-429	5	5 1/2	1/4	4.975	±.037	0.266	±.006	\$3.55
SQ-430-N70	580-430	5 1/8	5 5/8	1/4	5.100	±.037	0.266	±.006	\$3.19
SQ-431-N70	580-431	5 1/4	5 3/4	1/4	5.225	±.037	0.266	±.006	\$3.26
SQ-432-N70		5 3/8	5 7/8	1/4	5.350	±.037	0.266	±.006	\$6.20
SQ-433-N70	580-433	5 1/2	6	1/4	5.475	±.037	0.266	±.006	\$5.06
SQ-434-N70	580-434	5 5/8	6 1/8	1/4	5.600	±.037	0.266	±.006	\$5.56
SQ-435-N70	580-435	5 3/4	6 1/4	1/4	5.725	±.037	0.266	±.006	\$4.98
SQ-436-N70	580-436	5 7/8	6 3/8	1/4	5.850	±.037	0.266	±.006	\$8.00
SQ-437-N70	580-437	6	6 1/2	1/4	5.975	±.037	0.266	±.006	\$5.58
SQ-438-N70	580-438	6 1/4	6 3/4	1/4	6.225	±.040	0.266	±.006	\$4.13
SQ-439-N70	580-439	6 1/2	7	1/4	6.475	±.040	0.266	±.006	\$5.58
SQ-440-N70	580-440	6 3/4	7 1/4	1/4	6.725	±.040	0.266	±.006	\$6.29
SQ-441-N70	580-441	7	7 1/2	1/4	6.975	±.040	0.266	±.006	\$7.19
SQ-442-N70	580-442	7 1/4	7 3/4	1/4	7.225	±.045	0.266	±.006	\$7.28
SQ-443-N70	580-443	7 1/2	8	1/4	7.475	±.045	0.266	±.006	\$7.23
SQ-444-N70	580-444	7 3/4	8 1/4	1/4	7.725	±.045	0.266	±.006	\$5.17
SQ-445-N70	580-445	8	8 1/2	1/4	7.975	±.045	0.266	±.006	\$5.34
SQ-446-N70	580-446	8 1/2	9	1/4	8.475	±.055	0.266	±.006	\$9.12
SQ-447-N70	580-447	9	9 1/2	1/4	8.975	±.055	0.266	±.006	\$9.12
SQ-448-N70	580-448	9 1/2	10	1/4	9.475	±.055	0.266	±.006	\$15.60
SQ-449-N70	580-449	10	10 1/2	1/4	9.975	±.055	0.266	±.006	\$25.20
SQ-450-N70	580-450	10 1/2	11	1/4	10.475	±.060	0.266	±.006	\$35.61
SQ-451-N70	580-451	11	11 1/2	1/4	10.975	±.060	0.266	±.006	\$30.06
SQ-452-N70		11 1/2	12	1/4	11.475	±.060	0.266	±.006	\$31.61
SQ-453-N70		12	12 1/2	1/4	11.975	±.060	0.266	±.006	\$32.00
SQ-454-N70		12 1/2	13	1/4	12.475	±.060	0.266	±.006	\$37.04
SQ-455-N70		13	13 1/2	1/4	12.975	±.060	0.266	±.006	\$35.92
SQ-456-N70		13 1/2	14	1/4	13.475	±.070	0.266	±.006	\$40.40
SQ-457-N70		14	14 1/2	1/4	13.975	±.070	0.266	±.006	\$48.24
SQ-458-N70		14 1/2	15	1/4	14.475	±.070	0.266	±.006	\$48.80
SQ-459-N70		15	15 1/2	1/4	14.975	±.070	0.266	±.006	\$56.80

Static Seal




Materials
Backup Ring: NBR 90D

Operating Conditions
Temperature: -40° to 250°F
Pressure: 3,000 PSI

Standard AS 568A 90A Durometer NBR Backup Ring designed for 1 & 2 Backup Ring seal glands. Most common Backup Ring material for static sealing applications. Other material options and sizes may be available. Please contact customer service.

AS 568 Dash No. (8-XXX Series)	Reference	Nominal Backup Ring Size (Reference Only)			Actual Backup Ring Size per AS 568A				List Price
		ID	OD	H	Dimensions are in Inch				
					ID	Tolerance	W	Tolerance	
000 Series									
BU-004-N90	574-004	5/64	13/64	0.049	0.096	±.005	0.053	±.003	\$0.14
BU-005-N90	574-005	3/32	7/32	0.049	0.127	±.005	0.053	±.003	\$0.11
BU-006-N90	574-006	1/8	1/4	0.049	0.140	±.005	0.053	±.003	\$0.10
BU-007-N90	574-007	5/32	9/32	0.049	0.171	±.005	0.053	±.003	\$0.10
BU-008-N90	574-008	3/16	5/16	0.049	0.202	±.005	0.053	±.003	\$0.11
BU-009-N90	574-009	7/32	11/32	0.049	0.234	±.005	0.053	±.003	\$0.11
BU-010-N90	574-010	1/4	3/8	0.049	0.265	±.005	0.053	±.003	\$0.11
BU-011-N90	574-011	5/16	7/16	0.049	0.327	±.005	0.053	±.003	\$0.12
BU-012-N90	574-012	3/8	1/2	0.049	0.390	±.005	0.053	±.003	\$0.12
BU-013-N90	574-013	7/16	9/16	0.049	0.455	±.005	0.053	±.003	\$0.12
BU-014-N90	574-014	1/2	5/8	0.049	0.518	±.005	0.053	±.003	\$0.13
BU-015-N90	574-015	9/16	11/16	0.049	0.580	±.007	0.053	±.003	\$0.13
BU-016-N90	574-016	5/8	3/4	0.049	0.643	±.009	0.053	±.003	\$0.14
BU-017-N90	574-017	11/16	13/16	0.049	0.705	±.009	0.053	±.003	\$0.14
BU-018-N90	574-018	3/4	7/8	0.049	0.768	±.009	0.053	±.003	\$0.15
BU-019-N90	574-019	13/16	15/16	0.049	0.830	±.009	0.053	±.003	\$0.16
BU-020-N90	574-020	7/8	1	0.049	0.893	±.009	0.053	±.003	\$0.17
BU-021-N90	574-021	15/16	1 1/16	0.049	0.955	±.009	0.053	±.003	\$0.18
BU-022-N90	574-022	1	1 1/8	0.049	1.018	±.010	0.053	±.003	\$0.19
BU-023-N90	574-023	1 1/16	1 3/16	0.049	1.080	±.010	0.053	±.003	\$0.20
BU-024-N90	574-024	1 1/8	1 1/4	0.049	1.143	±.010	0.053	±.003	\$0.21
BU-025-N90	574-025	1 3/16	1 5/16	0.049	1.205	±.011	0.053	±.003	\$0.22




Static Seal

BU Profile

AS 568 Dash No. (8-XXX Series)	Reference	Nominal Backup Ring Size (Reference Only)			Actual Backup Ring Size per AS 568A				List Price
		Dimensions are in Inch							
		ID	OD	H	ID	Tolerance	W	Tolerance	
BU-026-N90	574-026	1 1/4	1 3/8	0.049	1.268	±.011	0.053	±.003	\$0.23
BU-027-N90	574-027	1 5/16	1 7/16	0.049	1.330	±.011	0.053	±.003	\$0.24
BU-028-N90	574-028	1 3/8	1 1/2	0.049	1.393	±.013	0.053	±.003	\$0.25
BU-029-N90	574-029	1 1/2	1 5/8	0.049	1.518	±.013	0.053	±.003	\$0.27
BU-030-N90	574-030	1 5/8	1 3/4	0.049	1.643	±.013	0.053	±.003	\$0.29
BU-031-N90	574-031	1 3/4	1 7/8	0.049	1.768	±.015	0.053	±.003	\$0.32
BU-032-N90	574-032	1 7/8	2	0.049	1.893	±.015	0.053	±.003	\$0.38
BU-033-N90	574-033	2	2 1/8	0.049	2.018	±.018	0.053	±.003	\$0.43
BU-034-N90	574-034	2 1/8	2 1/4	0.049	2.143	±.018	0.053	±.003	\$0.48
BU-035-N90	574-035	2 1/4	2 3/8	0.049	2.268	±.018	0.053	±.003	\$0.53
BU-036-N90	574-036	2 3/8	2 1/2	0.049	2.393	±.018	0.053	±.003	\$0.59
BU-037-N90	574-037	2 1/2	2 5/8	0.049	2.518	±.018	0.053	±.003	\$0.72
BU-038-N90	574-038	2 5/8	2 3/4	0.049	2.643	±.020	0.053	±.003	\$0.81
BU-039-N90	574-039	2 3/4	2 7/8	0.049	2.768	±.020	0.053	±.003	\$0.90
BU-040-N90	574-040	2 7/8	3	0.049	2.893	±.020	0.053	±.003	\$0.99
BU-041-N90	574-041	3	3 1/8	0.049	3.018	±.024	0.053	±.003	\$1.08
BU-042-N90	574-042	3 1/4	3 3/8	0.049	3.268	±.024	0.053	±.003	\$1.17
BU-043-N90	574-043	3 1/2	3 5/8	0.049	3.518	±.024	0.053	±.003	\$1.27
BU-044-N90	574-044	3 3/4	3 7/8	0.049	3.768	±.027	0.053	±.003	\$1.36
BU-045-N90	574-045	4	4 1/8	0.049	4.018	±.027	0.053	±.003	\$1.45
BU-046-N90	574-046	4 1/4	4 3/8	0.049	4.268	±.030	0.053	±.003	\$1.54
BU-047-N90	574-047	4 1/2	4 5/8	0.049	4.518	±.030	0.053	±.003	\$1.63
BU-048-N90	574-048	4 3/4	4 7/8	0.049	4.768	±.030	0.053	±.003	\$1.72
BU-049-N90	574-049	5	5 1/8	0.049	5.018	±.037	0.053	±.003	\$1.82
BU-050-N90	574-050	5 1/4	5 3/8	0.049	5.268	±.037	0.053	±.003	\$1.99
100 Series									
BU-102-N90	574-102	1/16	1/4	0.053	0.077	±.005	0.086	±.003	\$0.14
BU-103-N90	574-103	3/32	9/32	0.053	0.109	±.005	0.086	±.003	\$0.14
BU-104-N90	574-104	1/8	5/16	0.053	0.140	±.005	0.086	±.003	\$0.14
BU-105-N90	574-105	5/32	11/32	0.053	0.171	±.005	0.086	±.003	\$0.14
BU-106-N90	574-106	3/16	3/8	0.053	0.202	±.005	0.086	±.003	\$0.13
BU-107-N90	574-107	7/32	13/32	0.053	0.234	±.005	0.086	±.003	\$0.13
BU-108-N90	574-108	1/4	7/16	0.053	0.265	±.005	0.086	±.003	\$0.12
BU-109-N90	574-109	5/16	1/2	0.053	0.327	±.005	0.086	±.003	\$0.12
BU-110-N90	574-110	3/8	9/16	0.053	0.390	±.005	0.086	±.003	\$0.11
BU-111-N90	574-111	7/16	5/8	0.053	0.452	±.005	0.086	±.003	\$0.11
BU-112-N90	574-112	1/2	11/16	0.053	0.515	±.005	0.086	±.003	\$0.12




Static Seal



BU Profile

AS 568 Dash No. (8-XXX Series)	Reference	Nominal Backup Ring Size (Reference Only)			Actual Backup Ring Size per AS 568A				List Price
		Dimensions are in Inch							
		ID	OD	H	ID	Tolerance	W	Tolerance	
BU-113-N90	574-113	9/16	3/4	0.053	0.577	±.005	0.086	±.003	\$0.12
BU-114-N90	574-114	5/8	13/16	0.053	0.640	±.009	0.086	±.003	\$0.13
BU-115-N90	574-115	11/16	7/8	0.053	0.702	±.009	0.086	±.003	\$0.14
BU-116-N90	574-116	3/4	15/16	0.053	0.765	±.009	0.086	±.003	\$0.14
BU-117-N90	574-117	13/16	1	0.053	0.831	±.010	0.086	±.003	\$0.15
BU-118-N90	574-118	7/8	1 1/16	0.053	0.893	±.010	0.086	±.003	\$0.16
BU-119-N90	574-119	15/16	1 1/8	0.053	0.956	±.010	0.086	±.003	\$0.17
BU-120-N90	574-120	1	1 3/16	0.053	1.018	±.010	0.086	±.003	\$0.18
BU-121-N90	574-121	1 1/16	1 1/4	0.053	1.081	±.010	0.086	±.003	\$0.20
BU-122-N90	574-122	1 1/8	1 5/16	0.053	1.143	±.010	0.086	±.003	\$0.21
BU-123-N90	574-123	1 3/16	1 3/8	0.053	1.206	±.012	0.086	±.003	\$0.23
BU-124-N90	574-124	1 1/4	1 7/16	0.053	1.268	±.012	0.086	±.003	\$0.25
BU-125-N90	574-125	1 5/16	1 1/2	0.053	1.331	±.012	0.086	±.003	\$0.27
BU-126-N90	574-126	1 3/8	1 9/16	0.053	1.393	±.012	0.086	±.003	\$0.29
BU-127-N90	574-127	1 7/16	1 5/8	0.053	1.456	±.012	0.086	±.003	\$0.31
BU-128-N90	574-128	1 1/2	1 11/16	0.053	1.518	±.012	0.086	±.003	\$0.33
BU-129-N90	574-129	1 9/16	1 3/4	0.053	1.581	±.015	0.086	±.003	\$0.34
BU-130-N90	574-130	1 5/8	1 13/16	0.053	1.643	±.015	0.086	±.003	\$0.36
BU-131-N90	574-131	1 11/16	1 7/8	0.053	1.706	±.015	0.086	±.003	\$0.38
BU-132-N90	574-132	1 3/4	1 15/16	0.053	1.768	±.015	0.086	±.003	\$0.41
BU-133-N90	574-133	1 13/16	2	0.053	1.831	±.015	0.086	±.003	\$0.43
BU-134-N90	574-134	1 7/8	2 1/16	0.053	1.893	±.015	0.086	±.003	\$0.46
BU-135-N90	574-135	1 15/16	2 1/8	0.053	1.956	±.017	0.086	±.003	\$0.48
BU-136-N90	574-136	2	2 3/16	0.053	2.018	±.017	0.086	±.003	\$0.51
BU-137-N90	574-137	2 1/16	2 1/4	0.053	2.081	±.017	0.086	±.003	\$0.52
BU-138-N90	574-138	2 1/8	2 5/16	0.053	2.143	±.017	0.086	±.003	\$0.55
BU-139-N90	574-139	2 3/16	2 3/8	0.053	2.206	±.017	0.086	±.003	\$0.57
BU-140-N90	574-140	2 1/4	2 7/16	0.053	2.268	±.017	0.086	±.003	\$0.61
BU-141-N90	574-141	2 5/16	2 1/2	0.053	2.331	±.020	0.086	±.003	\$0.65
BU-142-N90	574-142	2 3/8	2 9/16	0.053	2.393	±.020	0.086	±.003	\$0.69
BU-143-N90	574-143	2 7/16	2 5/8	0.053	2.456	±.020	0.086	±.003	\$0.73
BU-144-N90	574-144	2 1/2	2 11/16	0.053	2.518	±.020	0.086	±.003	\$0.77
BU-145-N90	574-145	2 9/16	2 3/4	0.053	2.581	±.020	0.086	±.003	\$0.81
BU-146-N90	574-146	2 5/8	2 13/16	0.053	2.643	±.020	0.086	±.003	\$0.86
BU-147-N90	574-147	2 11/16	2 7/8	0.053	2.706	±.022	0.086	±.003	\$0.90
BU-148-N90	574-148	2 3/4	2 15/16	0.053	2.768	±.022	0.086	±.003	\$0.95
BU-149-N90	574-149	2 13/16	3	0.053	2.831	±.022	0.086	±.003	\$0.99
BU-150-N90	574-150	2 7/8	3 1/16	0.053	2.893	±.022	0.086	±.003	\$1.04




Static Seal

BU Profile

AS 568 Dash No. (8-XXX Series)	Reference	Nominal Backup Ring Size (Reference Only)			Actual Backup Ring Size per AS 568A				List Price
		Dimensions are in Inch							
		ID	OD	H	ID	Tolerance	W	Tolerance	
BU-151-N90	574-151	3	3 3/16	0.053	3.018	±.024	0.086	±.003	\$1.08
BU-152-N90	574-152	3 1/4	3 7/16	0.053	3.268	±.024	0.086	±.003	\$1.13
BU-153-N90	574-153	3 1/2	3 11/16	0.053	3.518	±.024	0.086	±.003	\$1.17
BU-154-N90	574-154	3 3/4	3 15/16	0.053	3.768	±.028	0.086	±.003	\$1.27
BU-155-N90	574-155	4	4 3/16	0.053	4.018	±.028	0.086	±.003	\$1.36
BU-156-N90	574-156	4 1/4	4 7/16	0.053	4.268	±.030	0.086	±.003	\$1.45
BU-157-N90	574-157	4 1/2	4 11/16	0.053	4.518	±.030	0.086	±.003	\$1.54
BU-158-N90	574-158	4 3/4	4 15/16	0.053	4.768	±.030	0.086	±.003	\$1.63
BU-159-N90	574-159	5	5 3/16	0.053	5.018	±.035	0.086	±.003	\$1.72
BU-160-N90	574-160	5 1/4	5 7/16	0.053	5.268	±.035	0.086	±.003	\$1.81
BU-161-N90	574-161	5 1/2	5 11/16	0.053	5.518	±.035	0.086	±.003	\$1.99
BU-162-N90	574-162	5 3/4	5 15/16	0.053	5.768	±.035	0.086	±.003	\$2.17
BU-163-N90	574-163	6	6 3/16	0.053	6.018	±.035	0.086	±.003	\$2.44
BU-164-N90	574-164	6 1/4	6 7/16	0.053	6.268	±.040	0.086	±.003	\$2.71
BU-165-N90	574-165	6 1/2	6 11/16	0.053	6.518	±.040	0.086	±.003	\$2.98
BU-166-N90	574-166	6 3/4	6 15/16	0.053	6.768	±.040	0.086	±.003	\$3.16
BU-167-N90	574-167	7	7 3/16	0.053	7.018	±.040	0.086	±.003	\$3.44
BU-168-N90	574-168	7 1/4	7 7/16	0.053	7.268	±.045	0.086	±.003	\$3.82
BU-169-N90	574-169	7 1/2	7 11/16	0.053	7.518	±.045	0.086	±.003	\$4.21
BU-170-N90	574-170	7 3/4	7 15/16	0.053	7.768	±.045	0.086	±.003	\$4.59
BU-171-N90	574-171	8	8 3/16	0.053	8.018	±.045	0.086	±.003	\$4.97
BU-172-N90	574-172	8 1/4	8 7/16	0.053	8.268	±.050	0.086	±.003	\$5.26
BU-173-N90	574-173	8 1/2	8 11/16	0.053	8.518	±.050	0.086	±.003	\$5.50
BU-174-N90	574-174	8 3/4	8 15/16	0.053	8.768	±.050	0.086	±.003	\$5.72
BU-175-N90	574-175	9	9 3/16	0.053	9.018	±.050	0.086	±.003	\$6.22
BU-176-N90	574-176	9 1/4	9 7/16	0.053	9.268	±.055	0.086	±.003	\$6.69
BU-177-N90	574-177	9 1/2	9 11/16	0.053	9.518	±.055	0.086	±.003	\$7.17
BU-178-N90	574-178	9 3/4	9 15/16	0.053	9.768	±.055	0.086	±.003	\$7.65
200 Series									
BU-201-N90	574-201	3/16	7/16	0.050	0.202	±.005	0.118	±.004	\$0.18
BU-202-N90	574-202	1/4	1/2	0.050	0.265	±.005	0.118	±.004	\$0.18
BU-203-N90	574-203	5/16	9/16	0.050	0.327	±.005	0.118	±.004	\$0.17
BU-204-N90	574-204	3/8	5/8	0.050	0.390	±.005	0.118	±.004	\$0.16
BU-205-N90	574-205	7/16	11/16	0.050	0.455	±.005	0.118	±.004	\$0.15
BU-206-N90	574-206	1/2	3/4	0.050	0.518	±.005	0.118	±.004	\$0.14
BU-207-N90	574-207	9/16	13/16	0.050	0.580	±.007	0.118	±.004	\$0.14
BU-208-N90	574-208	5/8	7/8	0.050	0.643	±.009	0.118	±.004	\$0.14




Static Seal



BU Profile

AS 568 Dash No. (8-XXX Series)	Reference	Nominal Backup Ring Size (Reference Only)			Actual Backup Ring Size per AS 568A				List Price
					Dimensions are in Inch				
		ID	OD	H	ID	Tolerance	W	Tolerance	
BU-209-N90	574-209	1 1/16	1 5/16	0.050	0.705	±.009	0.118	±.004	\$0.14
BU-210-N90	574-210	3/4	1	0.050	0.766	±.010	0.118	±.004	\$0.17
BU-211-N90	574-211	13/16	1 1/16	0.050	0.828	±.010	0.118	±.004	\$0.18
BU-212-N90	574-212	7/8	1 1/8	0.050	0.891	±.010	0.118	±.004	\$0.19
BU-213-N90	574-213	15/16	1 3/16	0.050	0.953	±.010	0.118	±.004	\$0.21
BU-214-N90	574-214	1	1 1/4	0.050	1.016	±.010	0.118	±.004	\$0.23
BU-215-N90	574-215	1 1/16	1 5/16	0.050	1.078	±.010	0.118	±.004	\$0.25
BU-216-N90	574-216	1 1/8	1 3/8	0.050	1.141	±.012	0.118	±.004	\$0.27
BU-217-N90	574-217	1 3/16	1 7/16	0.050	1.203	±.012	0.118	±.004	\$0.30
BU-218-N90	574-218	1 1/4	1 1/2	0.050	1.266	±.012	0.118	±.004	\$0.32
BU-219-N90	574-219	1 5/16	1 9/16	0.050	1.334	±.012	0.118	±.004	\$0.34
BU-220-N90	574-220	1 3/8	1 5/8	0.050	1.397	±.012	0.118	±.004	\$0.36
BU-221-N90	574-221	1 7/16	1 11/16	0.050	1.459	±.012	0.118	±.004	\$0.39
BU-222-N90	574-222	1 1/2	1 3/4	0.050	1.522	±.015	0.118	±.004	\$0.41
BU-223-N90	574-223	1 5/8	1 7/8	0.050	1.647	±.015	0.118	±.004	\$0.45
BU-224-N90	574-224	1 3/4	2	0.050	1.772	±.015	0.118	±.004	\$0.50
BU-225-N90	574-225	1 7/8	2 1/8	0.050	1.897	±.018	0.118	±.004	\$0.54
BU-226-N90	574-226	2	2 1/4	0.050	2.022	±.018	0.118	±.004	\$0.59
BU-227-N90	574-227	2 1/16	2 5/16	0.050	2.147	±.018	0.118	±.004	\$0.63
BU-228-N90	574-228	2 1/4	2 1/2	0.050	2.272	±.020	0.118	±.004	\$0.72
BU-229-N90	574-229	2 3/8	2 5/8	0.050	2.397	±.020	0.118	±.004	\$0.81
BU-230-N90	574-230	2 1/2	2 3/4	0.050	2.522	±.020	0.118	±.004	\$0.90
BU-231-N90	574-231	2 5/8	2 7/8	0.050	2.631	±.020	0.118	±.004	\$0.99
BU-232-N90	574-232	2 3/4	3	0.050	2.756	±.024	0.118	±.004	\$1.04
BU-233-N90	574-233	2 7/8	3 1/8	0.050	2.881	±.024	0.118	±.004	\$1.08
BU-234-N90	574-234	3	3 1/4	0.050	3.006	±.024	0.118	±.004	\$1.13
BU-235-N90	574-235	3 1/8	3 3/8	0.050	3.131	±.024	0.118	±.004	\$1.17
BU-236-N90	574-236	3 1/4	3 1/2	0.050	3.256	±.024	0.118	±.004	\$1.22
BU-237-N90	574-237	3 3/8	3 5/8	0.050	3.381	±.024	0.118	±.004	\$1.27
BU-238-N90	574-238	3 1/2	3 3/4	0.050	3.506	±.024	0.118	±.004	\$1.31
BU-239-N90	574-239	3 5/8	3 7/8	0.050	3.631	±.028	0.118	±.004	\$1.36
BU-240-N90	574-240	3 3/4	4	0.050	3.756	±.028	0.118	±.004	\$1.40
BU-241-N90	574-241	3 7/8	4 1/8	0.050	3.881	±.028	0.118	±.004	\$1.45
BU-242-N90	574-242	4	4 1/4	0.050	4.006	±.028	0.118	±.004	\$1.49
BU-243-N90	574-243	4 1/8	4 3/8	0.050	4.131	±.028	0.118	±.004	\$1.54
BU-244-N90	574-244	4 1/4	4 1/2	0.050	4.256	±.030	0.118	±.004	\$1.58
BU-245-N90	574-245	4 3/8	4 5/8	0.050	4.381	±.030	0.118	±.004	\$1.63
BU-246-N90	574-246	4 1/2	4 3/4	0.050	4.506	±.030	0.118	±.004	\$1.67




Static Seal

BU Profile

AS 568 Dash No. (8-XXX Series)	Reference	Nominal Backup Ring Size (Reference Only)			Actual Backup Ring Size per AS 568A				List Price
		Dimensions are in Inch							
		ID	OD	H	ID	Tolerance	W	Tolerance	
BU-247-N90	574-247	4 5/8	4 7/8	0.050	4.631	±.030	0.118	±.004	\$1.72
BU-248-N90	574-248	4 3/4	5	0.050	4.768	±.030	0.118	±.004	\$1.76
BU-249-N90	574-249	4 7/8	5 1/8	0.050	4.893	±.035	0.118	±.004	\$1.81
BU-250-N90	574-250	5	5 1/4	0.050	5.018	±.035	0.118	±.004	\$1.90
BU-251-N90	574-251	5 1/8	5 3/8	0.050	4.143	±.035	0.118	±.004	\$1.99
BU-252-N90	574-252	5 1/4	5 1/2	0.050	5.268	±.035	0.118	±.004	\$2.08
BU-253-N90	574-253	5 3/8	5 5/8	0.050	5.393	±.035	0.118	±.004	\$2.17
BU-254-N90	574-254	5 1/2	5 3/4	0.050	5.518	±.035	0.118	±.004	\$2.26
BU-255-N90	574-255	5 5/8	5 7/8	0.050	5.643	±.035	0.118	±.004	\$2.49
BU-256-N90	574-256	5 3/4	6	0.050	5.768	±.035	0.118	±.004	\$2.57
BU-257-N90	574-257	5 7/8	6 1/8	0.050	5.893	±.035	0.118	±.004	\$2.68
BU-258-N90	574-258	6	6 1/4	0.050	6.018	±.035	0.118	±.004	\$2.77
BU-259-N90	574-259	6 1/4	6 1/2	0.050	6.268	±.040	0.118	±.004	\$2.86
BU-260-N90	574-260	6 1/2	6 3/4	0.050	6.518	±.040	0.118	±.004	\$2.96
BU-261-N90	574-261	6 3/4	7	0.050	6.768	±.040	0.118	±.004	\$3.16
BU-262-N90	574-262	7	7 1/4	0.050	7.018	±.040	0.118	±.004	\$3.39
BU-263-N90	574-263	7 1/4	7 1/2	0.050	7.268	±.045	0.118	±.004	\$3.61
BU-264-N90	574-264	7 1/2	7 3/4	0.050	7.518	±.045	0.118	±.004	\$3.84
BU-265-N90	574-265	7 3/4	8	0.050	7.768	±.045	0.118	±.004	\$4.07
BU-266-N90	574-266	8	8 1/4	0.050	8.018	±.045	0.118	±.004	\$4.29
BU-267-N90	574-267	8 1/4	8 1/2	0.050	8.268	±.050	0.118	±.004	\$4.52
BU-268-N90	574-268	8 1/2	8 3/4	0.050	8.518	±.050	0.118	±.004	\$4.74
BU-269-N90	574-269	8 3/4	9	0.050	8.768	±.050	0.118	±.004	\$4.97
BU-270-N90	574-270	9	9 1/4	0.050	9.018	±.050	0.118	±.004	\$5.62
BU-271-N90	574-271	9 1/4	9 1/2	0.050	9.268	±.055	0.118	±.004	\$5.42
BU-272-N90	574-272	9 1/2	9 3/4	0.050	9.518	±.055	0.118	±.004	\$5.72
BU-273-N90	574-273	9 3/4	10	0.050	9.768	±.055	0.118	±.004	\$6.31
BU-274-N90	574-274	10	10 1/4	0.050	10.018	±.055	0.118	±.004	\$6.69
BU-275-N90	574-275	10 1/2	10 3/4	0.050	10.518	±.055	0.118	±.004	\$7.17
BU-276-N90	574-276	11	11 1/4	0.050	11.018	±.065	0.118	±.004	\$7.65
BU-277-N90	574-277	11 1/2	11 3/4	0.050	11.518	±.065	0.118	±.004	\$8.12
BU-278-N90	574-278	12	12 1/4	0.050	12.018	±.065	0.118	±.004	\$8.58
BU-279-N90	574-279	13	13 1/4	0.050	13.018	±.065	0.118	±.004	\$9.09
BU-280-N90	574-280	14	14 1/4	0.050	14.018	±.065	0.118	±.004	\$9.57
BU-281-N90	574-281	15	15 1/4	0.050	15.018	±.065	0.118	±.004	\$11.00
BU-282-N90	574-282	16	16 1/4	0.050	15.989	±.075	0.118	±.004	\$12.65
BU-283-N90	574-283	17	17 1/4	0.050	16.989	±.080	0.118	±.004	\$14.46




Static Seal



BU Profile

AS 568 Dash No. (8-XXX Series)	Reference	Nominal Backup Ring Size (Reference Only)			Actual Backup Ring Size per AS 568A				List Price
					Dimensions are in Inch				
		ID	OD	H	ID	Tolerance	W	Tolerance	
BU-284-N90	574-284	18	18 1/4	0.050	17.989	±.085	0.118	±.004	\$16.26
300 Series									
BU-309-N90	574-309	7/16	13/16	0.076	0.450	±.005	0.183	±.005	\$0.14
BU-310-N90	574-310	1/2	7/8	0.076	0.513	±.005	0.183	±.005	\$0.16
BU-311-N90	574-311	9/16	15/16	0.076	0.575	±.007	0.183	±.005	\$0.17
BU-312-N90	574-312	5/8	1	0.076	0.638	±.009	0.183	±.005	\$0.18
BU-313-N90	574-313	11/16	1 1/16	0.076	0.700	±.009	0.183	±.005	\$0.19
BU-314-N90	574-314	3/4	1 1/8	0.076	0.763	±.010	0.183	±.005	\$0.21
BU-315-N90	574-315	13/16	1 3/16	0.076	0.825	±.010	0.183	±.005	\$0.23
BU-316-N90	574-316	7/8	1 1/4	0.076	0.888	±.010	0.183	±.005	\$0.25
BU-317-N90	574-317	15/16	1 5/16	0.076	0.950	±.010	0.183	±.005	\$0.27
BU-318-N90	574-318	1	1 3/8	0.076	1.013	±.010	0.183	±.005	\$0.29
BU-319-N90	574-319	1 1/16	1 7/16	0.076	1.075	±.010	0.183	±.005	\$0.33
BU-320-N90	574-320	1 1/8	1 1/2	0.076	1.138	±.012	0.183	±.005	\$0.33
BU-321-N90	574-321	1 3/16	1 9/16	0.076	1.200	±.012	0.183	±.005	\$0.36
BU-322-N90	574-322	1 1/4	1 5/8	0.076	1.263	±.012	0.183	±.005	\$0.38
BU-323-N90	574-323	1 5/16	1 11/16	0.076	1.316	±.012	0.183	±.005	\$0.42
BU-324-N90	574-324	1 3/8	1 3/4	0.076	1.388	±.012	0.183	±.005	\$0.48
BU-325-N90	574-325	1 1/2	1 7/8	0.076	1.513	±.015	0.183	±.005	\$0.53
BU-326-N90	574-326	1 5/8	2	0.076	1.638	±.015	0.183	±.005	\$0.57
BU-327-N90	574-327	1 3/4	2 1/8	0.076	1.763	±.015	0.183	±.005	\$0.62
BU-328-N90	574-328	1 7/8	2 1/4	0.076	1.888	±.015	0.183	±.005	\$0.67
BU-329-N90	574-329	2	2 3/8	0.076	2.013	±.018	0.183	±.005	\$0.72
BU-330-N90	574-330	2 1/8	2 1/2	0.076	2.138	±.018	0.183	±.005	\$0.77
BU-331-N90	574-331	2 1/4	2 5/8	0.076	2.268	±.018	0.183	±.005	\$0.81
BU-332-N90	574-332	2 3/8	2 3/4	0.076	2.393	±.018	0.183	±.005	\$0.90
BU-333-N90	574-333	2 1/2	2 7/8	0.076	2.518	±.020	0.183	±.005	\$1.04
BU-334-N90	574-334	2 5/8	3	0.076	2.643	±.020	0.183	±.005	\$1.13
BU-335-N90	574-335	2 3/4	3 1/8	0.076	2.768	±.020	0.183	±.005	\$1.27
BU-336-N90	574-336	2 7/8	3 1/4	0.076	2.893	±.020	0.183	±.005	\$1.36
BU-337-N90	574-337	3	3 3/8	0.076	3.018	±.024	0.183	±.005	\$1.45
BU-338-N90	574-338	3 1/8	3 1/2	0.076	3.143	±.024	0.183	±.005	\$1.54
BU-339-N90	574-339	3 1/4	3 5/8	0.076	3.273	±.024	0.183	±.005	\$1.63
BU-340-N90	574-340	3 3/8	3 3/4	0.076	3.398	±.024	0.183	±.005	\$1.72
BU-341-N90	574-341	3 1/2	3 7/8	0.076	3.523	±.024	0.183	±.005	\$1.81
BU-342-N90	574-342	3 5/8	4	0.076	3.648	±.028	0.183	±.005	\$1.90
BU-343-N90	574-343	3 3/4	4 1/8	0.076	3.773	±.028	0.183	±.005	\$1.99
BU-344-N90	574-344	3 7/8	4 1/4	0.076	3.898	±.028	0.183	±.005	\$2.08




Static Seal

BU Profile

AS 568 Dash No. (8-XXX Series)	Reference	Nominal Backup Ring Size (Reference Only)			Actual Backup Ring Size per AS 568A				List Price
		Dimensions are in Inch							
		ID	OD	H	ID	Tolerance	W	Tolerance	
BU-345-N90	574-345	4	4 3/8	0.076	4.028	±.028	0.183	±.005	\$2.17
BU-346-N90	574-346	4 1/8	4 1/2	0.076	4.153	±.028	0.183	±.005	\$2.26
BU-347-N90	574-347	4 1/4	4 5/8	0.076	4.278	±.030	0.183	±.005	\$2.35
BU-348-N90	574-348	4 3/8	4 3/4	0.076	4.403	±.030	0.183	±.005	\$2.44
BU-349-N90	574-349	4 1/2	4 7/8	0.076	4.528	±.030	0.183	±.005	\$2.53
BU-350-N90	574-350	4 5/8	5	0.076	4.653	±.030	0.183	±.005	\$2.62
BU-351-N90	574-351	4 3/4	5 1/8	0.076	4.778	±.030	0.183	±.005	\$2.71
BU-352-N90	574-352	4 7/8	5 1/4	0.076	4.903	±.030	0.183	±.005	\$2.80
BU-353-N90	574-353	5	5 3/8	0.076	5.028	±.037	0.183	±.005	\$2.89
BU-354-N90	574-354	5 1/8	5 1/2	0.076	5.153	±.037	0.183	±.005	\$2.98
BU-355-N90	574-355	5 1/4	5 5/8	0.076	5.278	±.037	0.183	±.005	\$3.07
BU-356-N90	574-356	5 3/8	5 3/4	0.076	5.403	±.037	0.183	±.005	\$3.16
BU-357-N90	574-357	5 1/2	5 7/8	0.076	5.528	±.037	0.183	±.005	\$3.25
BU-358-N90	574-358	5 5/8	6	0.076	5.653	±.037	0.183	±.005	\$3.34
BU-359-N90	574-359	5 3/4	6 1/8	0.076	5.778	±.037	0.183	±.005	\$3.43
BU-360-N90	574-360	5 7/8	6 1/4	0.076	5.903	±.037	0.183	±.005	\$3.52
BU-361-N90	574-361	6	6 3/8	0.076	6.028	±.037	0.183	±.005	\$3.61
BU-362-N90	574-362	6 1/4	6 5/8	0.076	6.278	±.040	0.183	±.005	\$3.70
BU-363-N90	574-363	6 1/2	6 7/8	0.076	6.528	±.040	0.183	±.005	\$3.80
BU-364-N90	574-364	6 3/4	7 1/8	0.076	6.778	±.040	0.183	±.005	\$3.89
BU-365-N90	574-365	7	7 3/8	0.076	7.028	±.040	0.183	±.005	\$3.98
BU-366-N90	574-366	7 1/4	7 5/8	0.076	7.278	±.045	0.183	±.005	\$4.20
BU-367-N90	574-367	7 1/2	7 7/8	0.076	7.528	±.045	0.183	±.005	\$4.40
BU-368-N90	574-368	7 3/4	8 1/8	0.076	7.778	±.045	0.183	±.005	\$4.59
BU-369-N90	574-369	8	8 3/8	0.076	8.028	±.045	0.183	±.005	\$4.78
BU-370-N90	574-370	8 1/4	8 5/8	0.076	8.278	±.050	0.183	±.005	\$5.02
BU-371-N90	574-371	8 1/2	8 7/8	0.076	8.528	±.050	0.183	±.005	\$5.26
BU-372-N90	574-372	8 3/4	9 1/8	0.076	8.778	±.050	0.183	±.005	\$5.50
BU-373-N90	574-373	9	9 3/8	0.076	9.028	±.050	0.183	±.005	\$5.72
BU-374-N90	574-374	9 1/4	9 5/8	0.076	9.278	±.055	0.183	±.005	\$6.02
BU-375-N90	574-375	9 1/2	9 7/8	0.076	9.528	±.055	0.183	±.005	\$6.31
BU-376-N90	574-376	9 3/4	10 1/8	0.076	9.778	±.055	0.183	±.005	\$6.69
BU-377-N90	574-377	10	10 3/8	0.076	10.028	±.055	0.183	±.005	\$7.02
BU-378-N90	574-378	10 1/2	10 7/8	0.076	10.528	±.060	0.183	±.005	\$7.35
BU-379-N90	574-379	11	11 3/8	0.076	11.028	±.060	0.183	±.005	\$8.13
BU-380-N90	574-380	11 1/2	11 7/8	0.076	11.528	±.065	0.183	±.005	\$9.04
BU-381-N90	574-381	12	12 3/8	0.076	12.028	±.065	0.183	±.005	\$9.94




Static Seal



BU Profile

AS 568 Dash No. (8-XXX Series)	Reference	Nominal Backup Ring Size (Reference Only)			Actual Backup Ring Size per AS 568A				List Price
					Dimensions are in Inch				
		ID	OD	H	ID	Tolerance	W	Tolerance	
BU-382-N90	574-382	13	13 3/8	0.076	13.028	±.065	0.183	±.005	\$10.84
BU-383-N90	574-383	14	14 3/8	0.076	14.028	±.070	0.183	±.005	\$11.75
BU-384-N90	574-384	15	15 3/8	0.076	15.028	±.070	0.183	±.005	\$12.65
BU-385-N90	574-385	16	16 3/8	0.076	16.008	±.075	0.183	±.005	\$13.55
BU-386-N90	574-386	17	17 3/8	0.076	17.008	±.080	0.183	±.005	\$14.46
BU-387-N90	574-387	18	18 3/8	0.076	18.008	±.085	0.183	±.005	\$15.36
BU-388-N90	574-388	19	19 3/8	0.076	19.006	±.090	0.183	±.005	\$16.26
BU-389-N90	574-389	20	20 3/8	0.076	20.006	±.095	0.183	±.005	\$18.07
BU-390-N90	574-390	21	21 3/8	0.076	21.006	±.095	0.183	±.005	\$20.33
BU-391-N90	574-391	22	22 3/8	0.076	22.006	±.100	0.183	±.005	\$22.59
BU-392-N90	574-392	23	23 3/8	0.076	22.993	±.105	0.183	±.005	\$25.30
BU-393-N90	574-393	24	24 3/8	0.076	23.993	±.110	0.183	±.005	\$28.91
BU-394-N90	574-394	25	25 3/8	0.076	24.993	±.115	0.183	±.005	\$31.63
BU-395-N90	574-395	26	26 3/8	0.076	25.993	±.120	0.183	±.005	\$36.14
400 Series									
BU-425-N90	574-425	4 1/2	5	0.117	4.551	±.033	0.236	±.006	\$2.86
BU-426-N90	574-426	4 5/8	5 1/8	0.117	4.676	±.033	0.236	±.006	\$2.96
BU-427-N90	574-427	4 3/4	5 1/4	0.117	4.801	±.033	0.236	±.006	\$3.06
BU-428-N90	574-428	4 7/8	5 3/8	0.117	4.926	±.033	0.236	±.006	\$3.15
BU-429-N90	574-429	5	5 1/2	0.117	5.051	±.037	0.236	±.006	\$3.25
BU-430-N90	574-430	5 1/8	5 5/8	0.117	5.176	±.037	0.236	±.006	\$3.35
BU-431-N90	574-431	5 1/4	5 3/4	0.117	5.301	±.037	0.236	±.006	\$3.44
BU-432-N90	574-432	5 3/8	5 7/8	0.117	5.426	±.037	0.236	±.006	\$3.52
BU-433-N90	574-433	5 1/2	6	0.117	5.551	±.037	0.236	±.006	\$3.63
BU-434-N90	574-434	5 5/8	6 1/8	0.117	5.676	±.037	0.236	±.006	\$3.80
BU-435-N90	574-435	5 3/4	6 1/4	0.117	5.801	±.037	0.236	±.006	\$3.98
BU-436-N90	574-436	5 7/8	6 3/8	0.117	5.926	±.037	0.236	±.006	\$4.16
BU-437-N90	574-437	6	6 1/2	0.117	6.051	±.037	0.236	±.006	\$4.34
BU-438-N90	574-438	6 1/4	6 3/4	0.117	6.274	±.040	0.236	±.006	\$4.52
BU-439-N90	574-439	6 1/2	7	0.117	6.524	±.040	0.236	±.006	\$4.70
BU-440-N90	574-440	6 3/4	7 1/4	0.117	6.774	±.040	0.236	±.006	\$4.88
BU-441-N90	574-441	7	7 1/2	0.117	7.024	±.040	0.236	±.006	\$5.06
BU-442-N90	574-442	7 1/4	7 3/4	0.117	7.274	±.045	0.236	±.006	\$5.26
BU-443-N90	574-443	7 1/2	8	0.117	7.524	±.045	0.236	±.006	\$5.50
BU-444-N90	574-444	7 3/4	8 1/4	0.117	7.724	±.045	0.236	±.006	\$5.74
BU-445-N90	574-445	8	8 1/2	0.117	8.024	±.045	0.236	±.006	\$5.98
BU-446-N90	574-446	8 1/2	9	0.117	8.524	±.055	0.236	±.006	\$6.22
BU-447-N90	574-447	9	9 1/2	0.117	9.024	±.055	0.236	±.006	\$6.45



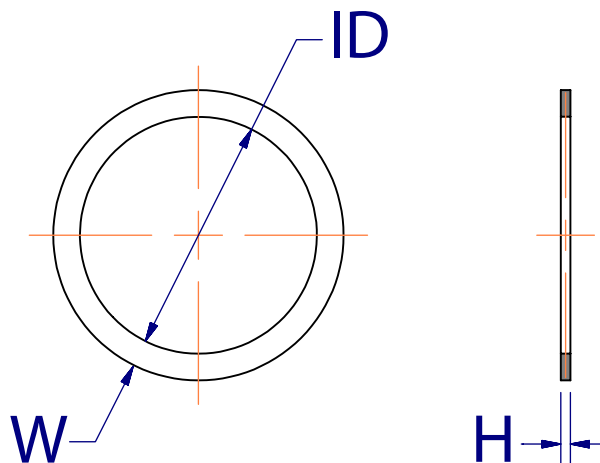
Static Seal

BU Profile

AS 568 Dash No. (8-XXX Series)	Reference	Nominal Backup Ring Size (Reference Only)			Actual Backup Ring Size per AS 568A				List Price
		Dimensions are in Inch							
		ID	OD	H	ID	Tolerance	W	Tolerance	
BU-448-N90	574-448	9 1/2	10	0.117	9.524	±.055	0.236	±.006	\$6.78
BU-449-N90	574-449	10	10 1/2	0.117	10.024	±.055	0.236	±.006	\$7.23
BU-450-N90	574-450	10 1/2	11	0.117	10.524	±.060	0.236	±.006	\$7.95
BU-451-N90	574-451	11	11 1/2	0.117	11.024	±.060	0.236	±.006	\$8.60
BU-452-N90	574-452	11 1/2	12	0.117	11.524	±.060	0.236	±.006	\$9.57
BU-453-N90	574-453	12	12 1/2	0.117	12.024	±.060	0.236	±.006	\$10.52
BU-454-N90	574-454	12 1/2	13	0.117	12.524	±.060	0.236	±.006	\$11.47
BU-455-N90	574-455	13	13 1/2	0.117	13.024	±.060	0.236	±.006	\$12.43
BU-456-N90	574-456	13 1/2	14	0.117	13.524	±.070	0.236	±.006	\$13.03
BU-457-N90	574-457	14	14 1/2	0.117	14.024	±.070	0.236	±.006	\$14.81
BU-458-N90	574-458	14 1/2	15	0.117	14.524	±.070	0.236	±.006	\$14.89
BU-459-N90	574-459	15	15 1/2	0.117	15.024	±.070	0.236	±.006	\$15.82
BU-460-N90	574-460	15 1/2	16	0.117	15.524	±.070	0.236	±.006	\$16.26
BU-461-N90	574-461	16	16 1/2	0.117	16.004	±.075	0.236	±.006	\$17.17
BU-462-N90	574-462	16 1/2	17	0.117	16.504	±.075	0.236	±.006	\$18.07
BU-463-N90	574-463	17	17 1/2	0.117	17.004	±.080	0.236	±.006	\$18.98
BU-464-N90	574-464	17 1/2	18	0.117	17.504	±.085	0.236	±.006	\$19.88
BU-465-N90	574-465	18	18 1/2	0.117	18.004	±.085	0.236	±.006	\$20.78
BU-466-N90	574-466	18 1/2	19	0.117	18.504	±.085	0.236	±.006	\$21.32
BU-467-N90	574-467	19	19 1/2	0.117	19.004	±.090	0.236	±.006	\$22.22
BU-468-N90	574-468	19 1/2	20	0.117	19.504	±.090	0.236	±.006	\$23.55
BU-469-N90	574-469	20	20 1/2	0.117	20.004	±.090	0.236	±.006	\$24.88
BU-470-N90	574-470	21	21 1/2	0.117	21.004	±.090	0.236	±.006	\$26.66
BU-471-N90	574-471	22	22 1/2	0.117	22.004	±.100	0.236	±.006	\$28.91
BU-472-N90	574-472	23	23 1/2	0.117	23.004	±.105	0.236	±.006	\$31.63
BU-473-N90	574-473	24	24 1/2	0.117	24.004	±.110	0.236	±.006	\$33.43
BU-474-N90	574-474	25	25 1/2	0.117	25.004	±.115	0.236	±.006	\$36.14
BU-475-N90	574-475	26	26 1/2	0.117	26.004	±.120	0.236	±.006	\$37.95



Static Seal




Materials
Backup Ring: PTFE

Operating Conditions
Temperature: -65° to 450°F
Pressure: 5,000 PSI

Standard AS 568A 65D Durometer Solid Virgin PTFE Backup Ring designed for 1 & 2 Backup Ring seal glands. Most common Backup Ring material for high pressure static sealing applications. Other material options and sizes may be available. Please contact customer service.

AS 568 Dash No. (8-XXX Series)	Reference	Nominal O-Ring Size (Reference Only)			Nominal Backup Ring Size			List Price
		ID	OD	W	Dimensions are in Inch			
					ID	H	W	
000 Series								
BU-004-S-T01		5/64	13/64	1/16	0.080	0.050	0.055	\$0.57
BU-005-S-T01		3/32	7/32	1/16	0.111	0.050	0.055	\$0.57
BU-006-S-T01		1/8	1/4	1/16	0.125	0.050	0.055	\$0.57
BU-007-S-T01		5/32	9/32	1/16	0.156	0.050	0.055	\$0.57
BU-008-S-T01		3/16	5/16	1/16	0.187	0.050	0.055	\$0.62
BU-009-S-T01	575-009T	7/32	11/32	1/16	0.219	0.050	0.055	\$0.65
BU-010-S-T01	575-010T	1/4	3/8	1/16	0.250	0.050	0.055	\$0.65
BU-011-S-T01	575-011T	5/16	7/16	1/16	0.312	0.050	0.055	\$0.67
BU-012-S-T01		3/8	1/2	1/16	0.375	0.050	0.055	\$0.72
BU-013-S-T01		7/16	9/16	1/16	0.440	0.050	0.055	\$0.79
BU-014-S-T01		1/2	5/8	1/16	0.503	0.050	0.055	\$0.82
BU-015-S-T01		9/16	11/16	1/16	0.565	0.050	0.055	\$0.84
BU-016-S-T01		5/8	3/4	1/16	0.628	0.050	0.055	\$0.89
BU-017-S-T01		11/16	13/16	1/16	0.690	0.050	0.055	\$0.94
BU-018-S-T01	575-018T	3/4	7/8	1/16	0.753	0.050	0.055	\$0.99
BU-019-S-T01		13/16	15/16	1/16	0.815	0.050	0.055	\$1.02
BU-020-S-T01	575-020T	7/8	1	1/16	0.881	0.050	0.055	\$1.07
BU-021-S-T01		15/16	1 1/16	1/16	0.943	0.050	0.055	\$1.17
BU-022-S-T01	575-022T	1	1 1/8	1/16	1.006	0.050	0.055	\$1.19
BU-023-S-T01		1 1/16	1 3/16	1/16	1.068	0.050	0.055	\$1.27
BU-024-S-T01		1 1/8	1 1/4	1/16	1.131	0.050	0.055	\$1.32




Static Seal

BU Profile

AS 568 Dash No. (8-XXX Series)	Reference	Nominal O-Ring Size (Reference Only)			Nominal Backup Ring Size			List Price
		ID	OD	W	Dimensions are in Inch			
					ID	H	W	
BU-025-S-T01		1 3/16	1 5/16	1/16	1.193	0.050	0.055	\$1.44
BU-026-S-T01	575-026T	1 1/4	1 3/8	1/16	1.256	0.050	0.055	\$1.49
BU-027-S-T01		1 5/16	1 7/16	1/16	1.318	0.050	0.055	\$1.49
BU-028-S-T01		1 3/8	1 1/2	1/16	1.381	0.050	0.055	\$1.69
BU-029-S-T01	575-029T	1 1/2	1 5/8	1/16	1.506	0.050	0.055	\$1.84
BU-030-S-T01		1 5/8	1 3/4	1/16	1.631	0.050	0.055	\$1.94
BU-031-S-T01	575-031T	1 3/4	1 7/8	1/16	1.756	0.050	0.055	\$2.01
BU-032-S-T01	575-032T	1 7/8	2	1/16	1.881	0.050	0.055	\$2.18
BU-033-S-T01	575-033T	2	2 1/8	1/16	2.006	0.050	0.055	\$2.43
BU-034-S-T01	575-034T	2 1/8	2 1/4	1/16	2.131	0.050	0.055	\$2.73
BU-035-S-T01		2 1/4	2 3/8	1/16	2.256	0.050	0.055	\$3.97
BU-036-S-T01	575-036T	2 3/8	2 1/2	1/16	2.381	0.050	0.055	\$4.22
BU-037-S-T01	575-037T	2 1/2	2 5/8	1/16	2.506	0.050	0.055	\$3.72
BU-038-S-T01	575-038T	2 5/8	2 3/4	1/16	2.631	0.050	0.055	\$4.72
BU-039-S-T01	575-039T	2 3/4	2 7/8	1/16	2.756	0.050	0.055	\$4.96
BU-040-S-T01		2 7/8	3	1/16	2.881	0.050	0.055	\$4.47
BU-041-S-T01	575-041T	3	3 1/8	1/16	3.006	0.050	0.055	\$5.31
BU-042-S-T01		3 1/4	3 3/8	1/16	3.256	0.050	0.055	\$5.46
BU-043-S-T01		3 1/2	3 5/8	1/16	3.506	0.050	0.055	\$5.96
BU-044-S-T01	575-044T	3 3/4	3 7/8	1/16	3.756	0.050	0.055	\$7.45
BU-045-S-T01	575-045T	4	4 1/8	1/16	4.006	0.050	0.055	\$12.41
BU-046-S-T01		4 1/4	4 3/8	1/16	4.256	0.050	0.055	\$14.89
BU-047-S-T01		4 1/2	4 5/8	1/16	4.506	0.050	0.055	\$17.37
BU-048-S-T01		4 3/4	4 7/8	1/16	4.756	0.050	0.055	\$19.86
BU-049-S-T01		5	5 1/8	1/16	5.006	0.050	0.055	\$22.34
BU-050-S-T01		5 1/4	5 3/8	1/16	5.256	0.050	0.055	\$24.82
100 Series								
BU-102-S-T01		1/16	1/4	3/32	0.061	0.050	0.088	\$0.74
BU-103-S-T01		3/32	9/32	3/32	0.093	0.050	0.088	\$0.74
BU-104-S-T01		1/8	5/16	3/32	0.124	0.050	0.088	\$0.87
BU-105-S-T01		5/32	11/32	3/32	0.155	0.050	0.088	\$0.87
BU-106-S-T01		3/16	3/8	3/32	0.186	0.050	0.088	\$0.82
BU-107-S-T01		7/32	13/32	3/32	0.218	0.050	0.088	\$0.87
BU-108-S-T01		1/4	7/16	3/32	0.249	0.050	0.088	\$0.82
BU-109-S-T01		5/16	1/2	3/32	0.311	0.050	0.088	\$0.87




Static Seal



BU Profile

AS 568 Dash No. (8-XXX Series)	Reference	Nominal O-Ring Size (Reference Only)			Nominal Backup Ring Size			List Price
		ID	OD	W	Dimensions are in Inch			
					ID	H	W	
BU-110-S-T01		3/8	9/16	3/32	0.374	0.050	0.088	\$0.82
BU-111-S-T01	575-111T	7/16	5/8	3/32	0.437	0.050	0.088	\$0.89
BU-112-S-T01	575-112T	1/2	11/16	3/32	0.499	0.050	0.088	\$0.97
BU-113-S-T01		9/16	3/4	3/32	0.562	0.050	0.088	\$0.99
BU-114-S-T01	575-114T	5/8	13/16	3/32	0.624	0.050	0.088	\$1.17
BU-115-S-T01		11/16	7/8	3/32	0.687	0.050	0.088	\$1.19
BU-116-S-T01	575-116T	3/4	15/16	3/32	0.749	0.050	0.088	\$1.27
BU-117-S-T01	575-117T	13/16	1	3/32	0.815	0.050	0.088	\$1.34
BU-118-S-T01	575-118T	7/8	1 1/16	3/32	0.877	0.050	0.088	\$1.37
BU-119-S-T01		15/16	1 1/8	3/32	0.940	0.050	0.088	\$1.41
BU-120-S-T01	575-120T	1	1 3/16	3/32	1.002	0.050	0.088	\$1.44
BU-121-S-T01		1 1/16	1 1/4	3/32	1.065	0.050	0.088	\$1.49
BU-122-S-T01	575-122T	1 1/8	1 5/16	3/32	1.127	0.050	0.088	\$1.51
BU-123-S-T01	575-123T	1 3/16	1 3/8	3/32	1.190	0.050	0.088	\$1.56
BU-124-S-T01		1 1/4	1 7/16	3/32	1.252	0.050	0.088	\$1.61
BU-125-S-T01	575-125T	1 5/16	1 1/2	3/32	1.315	0.050	0.088	\$1.66
BU-126-S-T01	575-126T	1 3/8	1 9/16	3/32	1.377	0.050	0.088	\$1.69
BU-127-S-T01		1 7/16	1 5/8	3/32	1.440	0.050	0.088	\$1.79
BU-128-S-T01		1 1/2	1 11/16	3/32	1.502	0.050	0.088	\$1.84
BU-129-S-T01		1 9/16	1 3/4	3/32	1.565	0.050	0.088	\$1.91
BU-130-S-T01		1 5/8	1 13/16	3/32	1.629	0.050	0.088	\$1.96
BU-131-S-T01	575-131T	1 11/16	1 7/8	3/32	1.691	0.050	0.088	\$2.01
BU-132-S-T01		1 3/4	1 15/16	3/32	1.754	0.050	0.088	\$2.23
BU-133-S-T01	575-133T	1 13/16	2	3/32	1.816	0.050	0.088	\$2.23
BU-134-S-T01		1 7/8	2 1/16	3/32	1.879	0.050	0.088	\$2.36
BU-135-S-T01		1 15/16	2 1/8	3/32	1.942	0.050	0.088	\$2.48
BU-136-S-T01		2	2 3/16	3/32	2.004	0.050	0.088	\$2.56
BU-137-S-T01		2 1/16	2 1/4	3/32	2.067	0.050	0.088	\$2.78
BU-138-S-T01		2 1/8	2 5/16	3/32	2.129	0.050	0.088	\$3.00
BU-139-S-T01	575-139T	2 3/16	2 3/8	3/32	2.192	0.050	0.088	\$3.15
BU-140-S-T01	575-140T	2 1/4	2 7/16	3/32	2.254	0.050	0.088	\$3.25
BU-141-S-T01	575-141T	2 5/16	2 1/2	3/32	2.317	0.050	0.088	\$3.43
BU-142-S-T01		2 3/8	2 9/16	3/32	2.379	0.050	0.088	\$3.65
BU-143-S-T01		2 7/16	2 5/8	3/32	2.442	0.050	0.088	\$3.80
BU-144-S-T01		2 1/2	2 11/16	3/32	2.504	0.050	0.088	\$3.97
BU-145-S-T01		2 9/16	2 3/4	3/32	2.567	0.050	0.088	\$4.05




Static Seal

BU Profile

AS 568 Dash No. (8-XXX Series)	Reference	Nominal O-Ring Size (Reference Only)			Nominal Backup Ring Size			List Price
		ID	OD	W	Dimensions are in Inch			
					ID	H	W	
BU-146-S-T01	575-146T	2 5/8	2 13/16	3/32	2.629	0.050	0.088	\$4.47
BU-147-S-T01		2 11/16	2 7/8	3/32	2.692	0.050	0.088	\$4.52
BU-148-S-T01	575-148T	2 3/4	2 15/16	3/32	2.754	0.050	0.088	\$4.72
BU-149-S-T01	575-149T	2 13/16	3	3/32	2.817	0.050	0.088	\$4.79
BU-150-S-T01		2 7/8	3 1/16	3/32	2.879	0.050	0.088	\$6.70
BU-151-S-T01		3	3 3/16	3/32	3.004	0.050	0.088	\$6.70
BU-152-S-T01	575-152T	3 1/4	3 7/16	3/32	3.254	0.050	0.088	\$6.83
BU-153-S-T01		3 1/2	3 11/16	3/32	3.504	0.050	0.088	\$6.95
BU-154-S-T01		3 3/4	3 15/16	3/32	3.754	0.050	0.088	\$7.20
BU-155-S-T01		4	4 3/16	3/32	4.004	0.050	0.088	\$8.44
BU-156-S-T01		4 1/4	4 7/16	3/32	4.254	0.050	0.088	\$8.69
BU-157-S-T01		4 1/2	4 11/16	3/32	4.504	0.050	0.088	\$9.18
BU-158-S-T01		4 3/4	4 15/16	3/32	4.754	0.050	0.088	\$20.85
BU-159-S-T01	575-159T	5	5 3/16	3/32	5.004	0.050	0.088	\$23.33
BU-160-S-T01		5 1/4	5 7/16	3/32	5.254	0.050	0.088	\$24.32
BU-161-S-T01		5 1/2	5 11/16	3/32	5.504	0.050	0.088	\$26.31
BU-162-S-T01		5 3/4	5 15/16	3/32	5.754	0.050	0.088	\$29.29
BU-163-S-T01		6	6 3/16	3/32	6.004	0.050	0.088	\$32.26
BU-164-S-T01		6 1/4	6 7/16	3/32	6.254	0.050	0.088	\$35.99
BU-165-S-T01		6 1/2	6 11/16	3/32	6.504	0.050	0.088	\$39.71
BU-166-S-T01		6 3/4	6 15/16	3/32	6.754	0.050	0.088	\$42.19
BU-167-S-T01		7	7 3/16	3/32	7.004	0.050	0.088	\$44.67
BU-168-S-T01		7 1/4	7 7/16	3/32	7.254	0.050	0.088	\$47.16
BU-169-S-T01		7 1/2	7 11/16	3/32	7.504	0.050	0.088	\$49.64
BU-170-S-T01		7 3/4	7 15/16	3/32	7.754	0.050	0.088	\$52.12
BU-171-S-T01		8	8 3/16	3/32	8.004	0.050	0.088	\$54.60
BU-172-S-T01		8 1/4	8 7/16	3/32	8.254	0.050	0.088	\$57.08
BU-173-S-T01		8 1/2	8 11/16	3/32	8.504	0.050	0.088	\$47.65
BU-174-S-T01		8 3/4	8 15/16	3/32	8.754	0.050	0.088	\$64.53
BU-175-S-T01		9	9 3/16	3/32	9.004	0.050	0.088	\$69.49
BU-176-S-T01		9 1/4	9 7/16	3/32	9.254	0.050	0.088	\$74.46
BU-177-S-T01		9 1/2	9 11/16	3/32	9.504	0.050	0.088	\$79.42
BU-178-S-T01		9 3/4	9 15/16	3/32	9.754	0.050	0.088	\$84.38




Static Seal



BU Profile

AS 568 Dash No. (8-XXX Series)	Reference	Nominal O-Ring Size (Reference Only)			Nominal Backup Ring Size			List Price
		Dimensions are in Inch						
		ID	OD	W	ID	H	W	
200 Series								
BU-201-S-T01		3/16	7/16	1/8	0.190	0.050	0.119	\$0.99
BU-202-S-T01		1/4	1/2	1/8	0.253	0.050	0.119	\$0.99
BU-203-S-T01		5/16	9/16	1/8	0.315	0.050	0.119	\$0.99
BU-204-S-T01		3/8	5/8	1/8	0.378	0.050	0.119	\$3.23
BU-205-S-T01		7/16	11/16	1/8	0.440	0.050	0.119	\$0.99
BU-206-S-T01		1/2	3/4	1/8	0.503	0.050	0.119	\$3.72
BU-207-S-T01		9/16	13/16	1/8	0.565	0.050	0.119	\$0.99
BU-208-S-T01		5/8	7/8	1/8	0.628	0.050	0.119	\$0.99
BU-209-S-T01		11/16	15/16	1/8	0.690	0.050	0.119	\$0.99
BU-210-S-T01	575-210T	3/4	1	1/8	0.753	0.050	0.119	\$1.02
BU-211-S-T01		13/16	1 1/16	1/8	0.815	0.050	0.119	\$1.19
BU-212-S-T01	575-212T	7/8	1 1/8	1/8	0.878	0.050	0.119	\$1.29
BU-213-S-T01		15/16	1 3/16	1/8	0.940	0.050	0.119	\$1.44
BU-214-S-T01	575-214T	1	1 1/4	1/8	1.003	0.050	0.119	\$1.46
BU-215-S-T01		1 1/16	1 5/16	1/8	1.065	0.050	0.119	\$1.56
BU-216-S-T01		1 1/8	1 3/8	1/8	1.128	0.050	0.119	\$1.69
BU-217-S-T01		1 3/16	1 7/16	1/8	1.190	0.050	0.119	\$1.79
BU-218-S-T01	575-218T	1 1/4	1 1/2	1/8	1.253	0.050	0.119	\$1.79
BU-219-S-T01	575-219T	1 5/16	1 9/16	1/8	1.315	0.050	0.119	\$1.86
BU-220-S-T01	575-220T	1 3/8	1 5/8	1/8	1.378	0.050	0.119	\$1.91
BU-221-S-T01	575-221T	1 7/16	1 11/16	1/8	1.440	0.050	0.119	\$1.99
BU-222-S-T01		1 1/2	1 3/4	1/8	1.503	0.050	0.119	\$2.13
BU-223-S-T01	575-223T	1 5/8	1 7/8	1/8	1.629	0.050	0.119	\$2.23
BU-224-S-T01	575-224T	1 3/4	2	1/8	1.754	0.050	0.119	\$2.28
BU-225-S-T01		1 7/8	2 1/8	1/8	1.880	0.050	0.119	\$2.41
BU-226-S-T01		2	2 1/4	1/8	2.005	0.050	0.119	\$2.58
BU-227-S-T01		2 1/16	2 5/16	1/8	2.130	0.050	0.119	\$2.68
BU-228-S-T01		2 1/4	2 1/2	1/8	2.255	0.050	0.119	\$2.83
BU-229-S-T01		2 3/8	2 5/8	1/8	2.380	0.050	0.119	\$2.95
BU-230-S-T01	575-230T	2 1/2	2 3/4	1/8	2.505	0.050	0.119	\$3.00
BU-231-S-T01	575-231T	2 5/8	2 7/8	1/8	2.630	0.050	0.119	\$4.34
BU-232-S-T01	575-232T	2 3/4	3	1/8	2.755	0.050	0.119	\$4.84
BU-233-S-T01	575-233T	2 7/8	3 1/8	1/8	2.880	0.050	0.119	\$5.01
BU-234-S-T01	575-234T	3	3 1/4	1/8	3.005	0.050	0.119	\$5.51
BU-235-S-T01	575-235T	3 1/8	3 3/8	1/8	3.130	0.050	0.119	\$5.81




Static Seal

BU Profile

AS 568 Dash No. (8-XXX Series)	Reference	Nominal O-Ring Size (Reference Only)			Nominal Backup Ring Size			List Price
		ID	OD	W	Dimensions are in Inch			
					ID	H	W	
BU-236-S-T01	575-236T	3 1/4	3 1/2	1/8	3.255	0.050	0.119	\$6.16
BU-237-S-T01	575-237T	3 3/8	3 5/8	1/8	3.380	0.050	0.119	\$6.48
BU-238-S-T01	575-238T	3 1/2	3 3/4	1/8	3.505	0.050	0.119	\$6.70
BU-239-S-T01	575-239T	3 5/8	3 7/8	1/8	3.630	0.050	0.119	\$6.85
BU-240-S-T01	574-240T	3 3/4	4	1/8	3.755	0.050	0.119	\$7.07
BU-241-S-T01		3 7/8	4 1/8	1/8	3.880	0.050	0.119	\$7.32
BU-242-S-T01	575-242T	4	4 1/4	1/8	4.005	0.050	0.119	\$8.34
BU-243-S-T01		4 1/8	4 3/8	1/8	4.130	0.050	0.119	\$8.56
BU-244-S-T01	575-244T	4 1/4	4 1/2	1/8	4.255	0.050	0.119	\$8.81
BU-245-S-T01	575-245T	4 3/8	4 5/8	1/8	4.380	0.050	0.119	\$9.38
BU-246-S-T01	575-246T	4 1/2	4 3/4	1/8	4.505	0.050	0.119	\$9.68
BU-247-S-T01	575-247T	4 5/8	4 7/8	1/8	4.630	0.050	0.119	\$10.03
BU-248-S-T01	575-248T	4 3/4	5	1/8	4.755	0.050	0.119	\$15.02
BU-249-S-T01	575-249T	4 7/8	5 1/8	1/8	4.880	0.050	0.119	\$17.00
BU-250-S-T01	575-250T	5	5 1/4	1/8	5.005	0.050	0.119	\$17.87
BU-251-S-T01		5 1/8	5 3/8	1/8	5.130	0.050	0.119	\$18.54
BU-252-S-T01	575-252T	5 1/4	5 1/2	1/8	5.255	0.050	0.119	\$19.11
BU-253-S-T01	575-253T	5 3/8	5 5/8	1/8	5.380	0.050	0.119	\$19.86
BU-254-S-T01	575-254T	5 1/2	5 3/4	1/8	5.505	0.050	0.119	\$20.60
BU-255-S-T01		5 5/8	5 7/8	1/8	5.630	0.050	0.119	\$22.83
BU-256-S-T01	575-256T	5 3/4	6	1/8	5.755	0.050	0.119	\$23.60
BU-257-S-T01		5 7/8	6 1/8	1/8	5.880	0.050	0.119	\$26.06
BU-258-S-T01	575-258T	6	6 1/4	1/8	6.005	0.050	0.119	\$29.29
BU-259-S-T01		6 1/4	6 1/2	1/8	6.255	0.050	0.119	\$31.77
BU-260-S-T01	575-260T	6 1/2	6 3/4	1/8	6.505	0.050	0.119	\$36.73
BU-261-S-T01	575-261T	6 3/4	7	1/8	6.755	0.050	0.119	\$37.97
BU-262-S-T01		7	7 1/4	1/8	7.005	0.050	0.119	\$41.70
BU-263-S-T01		7 1/4	7 1/2	1/8	7.255	0.050	0.119	\$44.18
BU-264-S-T01		7 1/2	7 3/4	1/8	7.505	0.050	0.119	\$46.66
BU-265-S-T01		7 3/4	8	1/8	7.755	0.050	0.119	\$48.89
BU-266-S-T01		8	8 1/4	1/8	8.005	0.050	0.119	\$50.38
BU-267-S-T01		8 1/4	8 1/2	1/8	8.255	0.050	0.119	\$51.62
BU-268-S-T01		8 1/2	8 3/4	1/8	8.505	0.050	0.119	\$56.34
BU-269-S-T01		8 3/4	9	1/8	8.755	0.050	0.119	\$58.82
BU-270-S-T01		9	9 1/4	1/8	9.005	0.050	0.119	\$61.55




Static Seal



BU Profile

AS 568 Dash No. (8-XXX Series)	Reference	Nominal O-Ring Size (Reference Only)			Nominal Backup Ring Size			List Price
		ID	OD	W	Dimensions are in Inch			
					ID	H	W	
BU-271-S-T01		9 1/4	9 1/2	1/8	9.255	0.050	0.119	\$68.75
BU-272-S-T01		9 1/2	9 3/4	1/8	9.505	0.050	0.119	\$68.75
BU-273-S-T01		9 3/4	10	1/8	9.755	0.050	0.119	\$73.46
BU-274-S-T01		10	10 1/4	1/8	10.005	0.050	0.119	\$85.63
BU-275-S-T01		10 1/2	10 3/4	1/8	10.505	0.050	0.119	\$92.57
BU-276-S-T01		11	11 1/4	1/8	11.005	0.050	0.119	\$98.53
BU-277-S-T01		11 1/2	11 3/4	1/8	11.505	0.050	0.119	\$107.71
BU-278-S-T01		12	12 1/4	1/8	12.005	0.050	0.119	\$117.89
BU-279-S-T01		13	13 1/4	1/8	13.005	0.050	0.119	\$129.06
BU-280-S-T01		14	14 1/4	1/8	14.005	0.050	0.119	\$143.95
BU-281-S-T01		15	15 1/4	1/8	15.005	0.050	0.119	\$168.77
BU-282-S-T01		16	16 1/4	1/8	15.976	0.050	0.119	\$203.52
BU-283-S-T01		17	17 1/4	1/8	16.976	0.050	0.119	\$240.74
BU-284-S-T01		18	18 1/4	1/8	17.976	0.050	0.119	\$260.60
300 Series								
BU-309-S-T01		7/16	13/16	3/16	0.434	0.073	0.185	\$2.11
BU-310-S-T01		1/2	7/8	3/16	0.497	0.073	0.185	\$2.18
BU-311-S-T01		9/16	15/16	3/16	0.559	0.073	0.185	\$2.23
BU-312-S-T01		5/8	1	3/16	0.622	0.073	0.185	\$2.31
BU-313-S-T01		11/16	1 1/16	3/16	0.684	0.073	0.185	\$2.23
BU-314-S-T01		3/4	1 1/8	3/16	0.747	0.073	0.185	\$2.23
BU-315-S-T01		13/16	1 3/16	3/16	0.809	0.073	0.185	\$2.23
BU-316-S-T01		7/8	1 1/4	3/16	0.872	0.073	0.185	\$2.23
BU-317-S-T01		15/16	1 5/16	3/16	0.934	0.073	0.185	\$2.23
BU-318-S-T01		1	1 3/8	3/16	0.997	0.073	0.185	\$2.23
BU-319-S-T01		1 1/16	1 7/16	3/16	1.059	0.073	0.185	\$2.23
BU-320-S-T01	575-320T	1 1/8	1 1/2	3/16	1.122	0.073	0.185	\$2.23
BU-321-S-T01		1 3/16	1 9/16	3/16	1.184	0.073	0.185	\$2.48
BU-322-S-T01		1 1/4	1 5/8	3/16	1.247	0.073	0.185	\$2.73
BU-323-S-T01		1 5/16	1 11/16	3/16	1.309	0.073	0.185	\$2.98
BU-324-S-T01		1 3/8	1 3/4	3/16	1.372	0.073	0.185	\$3.23
BU-325-S-T01	575-325T	1 1/2	1 7/8	3/16	1.497	0.073	0.185	\$3.47
BU-326-S-T01	575-326T	1 5/8	2	3/16	1.622	0.073	0.185	\$3.72
BU-327-S-T01		1 3/4	2 1/8	3/16	1.748	0.073	0.185	\$3.97
BU-328-S-T01		1 7/8	2 1/4	3/16	1.873	0.073	0.185	\$4.14
BU-329-S-T01		2	2 3/8	3/16	1.998	0.073	0.185	\$4.39




Static Seal

BU Profile

AS 568 Dash No. (8-XXX Series)	Reference	Nominal O-Ring Size (Reference Only)			Nominal Backup Ring Size			List Price
		ID	OD	W	Dimensions are in Inch			
					ID	H	W	
BU-330-S-T01	575-330T	2 1/8	2 1/2	3/16	2.123	0.073	0.185	\$4.84
BU-331-S-T01		2 1/4	2 5/8	3/16	2.248	0.073	0.185	\$4.84
BU-332-S-T01		2 3/8	2 3/4	3/16	2.373	0.073	0.185	\$5.46
BU-333-S-T01	575-333T	2 1/2	2 7/8	3/16	2.498	0.073	0.185	\$5.46
BU-334-S-T01		2 5/8	3	3/16	2.623	0.073	0.185	\$5.98
BU-335-S-T01	575-335T	2 3/4	3 1/8	3/16	2.748	0.073	0.185	\$6.60
BU-336-S-T01		2 7/8	3 1/4	3/16	2.873	0.073	0.185	\$6.85
BU-337-S-T01		3	3 3/8	3/16	2.998	0.073	0.185	\$7.07
BU-338-S-T01	575-338T	3 1/8	3 1/2	3/16	3.123	0.073	0.185	\$7.25
BU-339-S-T01		3 1/4	3 5/8	3/16	3.248	0.073	0.185	\$7.25
BU-340-S-T01		3 3/8	3 3/4	3/16	3.373	0.073	0.185	\$7.47
BU-341-S-T01		3 1/2	3 7/8	3/16	3.498	0.073	0.185	\$7.69
BU-342-S-T01		3 5/8	4	3/16	3.623	0.073	0.185	\$7.94
BU-343-S-T01		3 3/4	4 1/8	3/16	3.748	0.073	0.185	\$8.19
BU-344-S-T01		3 7/8	4 1/4	3/16	3.873	0.073	0.185	\$8.39
BU-345-S-T01		4	4 3/8	3/16	3.998	0.073	0.185	\$9.31
BU-346-S-T01		4 1/8	4 1/2	3/16	4.123	0.073	0.185	\$9.80
BU-347-S-T01		4 1/4	4 5/8	3/16	4.248	0.073	0.185	\$9.85
BU-348-S-T01		4 3/8	4 3/4	3/16	4.373	0.073	0.185	\$10.30
BU-349-S-T01	575-349T	4 1/2	4 7/8	3/16	4.498	0.073	0.185	\$10.55
BU-350-S-T01		4 5/8	5	3/16	4.623	0.073	0.185	\$19.86
BU-351-S-T01		4 3/4	5 1/8	3/16	4.748	0.073	0.185	\$20.35
BU-352-S-T01		4 7/8	5 1/4	3/16	4.873	0.073	0.185	\$21.84
BU-353-S-T01		5	5 3/8	3/16	4.998	0.073	0.185	\$23.08
BU-354-S-T01		5 1/8	5 1/2	3/16	5.123	0.073	0.185	\$25.56
BU-355-S-T01		5 1/4	5 5/8	3/16	5.248	0.073	0.185	\$28.54
BU-356-S-T01		5 3/8	5 3/4	3/16	5.373	0.073	0.185	\$29.78
BU-357-S-T01		5 1/2	5 7/8	3/16	5.498	0.073	0.185	\$30.78
BU-358-S-T01		5 5/8	6	3/16	5.623	0.073	0.185	\$33.26
BU-359-S-T01	575-359T	5 3/4	6 1/8	3/16	5.748	0.073	0.185	\$35.99
BU-360-S-T01	575-360T	5 7/8	6 1/4	3/16	5.873	0.073	0.185	\$38.47
BU-361-S-T01	575-361T	6	6 3/8	3/16	5.975	0.073	0.185	\$40.95
BU-362-S-T01		6 1/4	6 5/8	3/16	6.248	0.073	0.185	\$43.43
BU-363-S-T01	575-363T	6 1/2	6 7/8	3/16	6.498	0.073	0.185	\$45.92
BU-364-S-T01	575-364T	6 3/4	7 1/8	3/16	6.748	0.073	0.185	\$47.65




Static Seal



BU Profile

AS 568 Dash No. (8-XXX Series)	Reference	Nominal O-Ring Size (Reference Only)			Nominal Backup Ring Size			List Price
		ID	OD	W	Dimensions are in Inch			
					ID	H	W	
BU-365-S-T01	575-365T	7	7 3/8	3/16	6.998	0.073	0.185	\$50.63
BU-366-S-T01		7 1/4	7 5/8	3/16	7.248	0.073	0.185	\$52.86
BU-367-S-T01		7 1/2	7 7/8	3/16	7.498	0.073	0.185	\$55.84
BU-368-S-T01		7 3/4	8 1/8	3/16	7.748	0.073	0.185	\$56.09
BU-369-S-T01		8	8 3/8	3/16	7.998	0.073	0.185	\$58.82
BU-370-S-T01		8 1/4	8 5/8	3/16	8.248	0.073	0.185	\$59.57
BU-371-S-T01		8 1/2	8 7/8	3/16	8.498	0.073	0.185	\$62.05
BU-372-S-T01		8 3/4	9 1/8	3/16	8.748	0.073	0.185	\$67.01
400 Series								
BU-425-S-T01		4 1/2	5	1/4	4.502	0.108	0.236	\$19.86
BU-426-S-T01		4 5/8	5 1/8	1/4	4.627	0.108	0.236	\$20.35
BU-427-S-T01		4 3/4	5 1/4	1/4	4.752	0.108	0.236	\$20.85
BU-428-S-T01		4 7/8	5 3/8	1/4	4.877	0.108	0.236	\$21.34
BU-429-S-T01		5	5 1/2	1/4	5.002	0.108	0.236	\$22.34
BU-430-S-T01		5 1/8	5 5/8	1/4	5.127	0.108	0.236	\$27.30
BU-431-S-T01	575-431T	5 1/4	5 3/4	1/4	5.252	0.108	0.236	\$29.78
BU-432-S-T01		5 3/8	5 7/8	1/4	5.377	0.108	0.236	\$32.26
BU-433-S-T01		5 1/2	6	1/4	5.502	0.108	0.236	\$34.75
BU-434-S-T01		5 5/8	6 1/8	1/4	5.627	0.108	0.236	\$37.23
BU-435-S-T01		5 3/4	6 1/4	1/4	5.752	0.108	0.236	\$40.95
BU-436-S-T01		5 7/8	6 3/8	1/4	5.877	0.108	0.236	\$44.67
BU-437-S-T01	575-437T	6	6 1/2	1/4	6.002	0.108	0.236	\$45.92
BU-438-S-T01	575-438T	6 1/4	6 3/4	1/4	6.252	0.108	0.236	\$47.16
BU-439-S-T01	575-439T	6 1/2	7	1/4	6.502	0.108	0.236	\$47.16
BU-440-S-T01		6 3/4	7 1/4	1/4	6.752	0.108	0.236	\$48.40
BU-441-S-T01		7	7 1/2	1/4	7.002	0.108	0.236	\$49.64
BU-442-S-T01		7 1/4	7 3/4	1/4	7.252	0.108	0.236	\$52.12
BU-443-S-T01	575-443T	7 1/2	8	1/4	7.502	0.108	0.236	\$52.12
BU-444-S-T01		7 3/4	8 1/4	1/4	7.752	0.108	0.236	\$53.36
BU-445-S-T01		8	8 1/2	1/4	8.002	0.108	0.236	\$54.60
BU-446-S-T01	575-446T	8 1/2	9	1/4	8.502	0.108	0.236	\$57.08
BU-447-S-T01	575-447T	9	9 1/2	1/4	9.002	0.108	0.236	\$59.57
BU-448-S-T01	575-448T	9 1/2	10	1/4	9.502	0.108	0.236	\$62.05
BU-449-S-T01		10	10 1/2	1/4	10.002	0.108	0.236	\$64.53
BU-450-S-T01	575-450T	10 1/2	11	1/4	10.502	0.108	0.236	\$69.49
BU-451-S-T01	575-451T	11	11 1/2	1/4	11.002	0.108	0.236	\$71.98


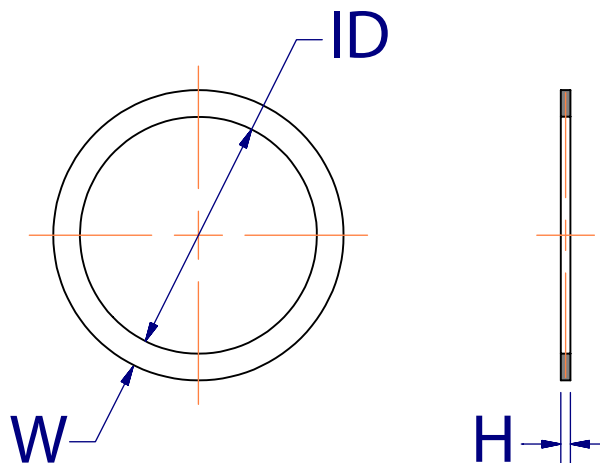


Static Seal

BU Profile

AS 568 Dash No. (8-XXX Series)	Reference	Nominal O-Ring Size (Reference Only)			Nominal Backup Ring Size			List Price
		ID	OD	W	Dimensions are in Inch			
					ID	H	W	
BU-452-S-T01	575-452T	11 1/2	12	1/4	11.502	0.108	0.236	\$79.42
BU-453-S-T01		12	12 1/2	1/4	12.002	0.108	0.236	\$81.90
BU-454-S-T01	575-454T	12 1/2	13	1/4	12.502	0.108	0.236	\$89.35
BU-455-S-T01		13	13 1/2	1/4	13.002	0.108	0.236	\$94.31
BU-456-S-T01		13 1/2	14	1/4	13.502	0.108	0.236	\$99.28
BU-457-S-T01		14	14 1/2	1/4	14.002	0.108	0.236	\$104.24
BU-458-S-T01		14 1/2	15	1/4	14.502	0.108	0.236	\$114.17
BU-459-S-T01		15	15 1/2	1/4	15.002	0.108	0.236	\$136.50
BU-460-S-T01		15 1/2	16	1/4	15.502	0.108	0.236	\$143.95
BU-461-S-T01		16	16 1/2	1/4	15.982	0.108	0.236	\$173.73
BU-462-S-T01		16 1/2	17	1/4	16.482	0.108	0.236	\$182.42
BU-463-S-T01		17	17 1/2	1/4	16.982	0.108	0.236	\$191.54
BU-464-S-T01		17 1/2	18	1/4	17.482	0.108	0.236	\$201.12
BU-465-S-T01		18	18 1/2	1/4	17.982	0.108	0.236	\$211.17
BU-466-S-T01		18 1/2	19	1/4	18.482	0.108	0.236	\$221.73
BU-467-S-T01		19	19 1/2	1/4	18.982	0.108	0.236	\$232.82
BU-468-S-T01		19 1/2	20	1/4	19.482	0.108	0.236	\$244.46
BU-469-S-T01		20	20 1/2	1/4	19.982	0.108	0.236	\$256.68
BU-470-S-T01		21	21 1/2	1/4	20.982	0.108	0.236	\$269.52
BU-471-S-T01		22	22 1/2	1/4	21.982	0.108	0.236	\$280.30
BU-472-S-T01		23	23 1/2	1/4	22.967	0.108	0.236	\$294.31
BU-473-S-T01		24	24 1/2	1/4	23.967	0.108	0.236	\$309.03
BU-474-S-T01		25	25 1/2	1/4	24.967	0.108	0.236	\$321.39
BU-475-S-T01		26	26 1/2	1/4	25.967	0.108	0.236	\$322.65

Static Seal



BU Profile


Materials
Backup Ring: PTFE

Operating Conditions
Temperature: -65° to 450°F
Pressure: 5,000 PSI

Standard AS 568A 65D Durometer scarf cut Virgin PTFE Backup Ring designed for 1 & 2 Backup Ring seal glands. Most common Backup Ring material for high temperature static sealing applications.

Other material options and sizes may be available. Please contact customer service.

AS 568 Dash No. (8-XXX Series)	Reference	Nominal O-Ring Size (Reference Only)			Nominal Backup Ring Size			List Price
		ID	OD	W	Dimensions are in Inch			
					ID	H	W	
000 Series								
BU-004-T01	575-004ST	5/64	13/64	1/16	0.108	0.050	0.053	\$0.67
BU-005-T01	575-005ST	3/32	7/32	1/16	0.123	0.050	0.053	\$0.67
BU-006-T01	575-006ST	1/8	1/4	1/16	0.139	0.050	0.053	\$0.67
BU-007-T01	575-007ST	5/32	9/32	1/16	0.170	0.050	0.053	\$0.67
BU-008-T01	575-008ST	3/16	5/16	1/16	0.201	0.050	0.053	\$0.72
BU-009-T01	575-009ST	7/32	11/32	1/16	0.233	0.050	0.053	\$0.72
BU-010-T01	575-010ST	1/4	3/8	1/16	0.264	0.050	0.053	\$0.72
BU-011-T01	575-011ST	5/16	7/16	1/16	0.326	0.050	0.053	\$0.74
BU-012-T01	575-012ST	3/8	1/2	1/16	0.389	0.050	0.053	\$0.79
BU-013-T01	575-013ST	7/16	9/16	1/16	0.454	0.050	0.053	\$0.84
BU-014-T01	575-014ST	1/2	5/8	1/16	0.517	0.050	0.053	\$0.89
BU-015-T01	575-015ST	9/16	11/16	1/16	0.579	0.050	0.053	\$0.94
BU-016-T01	575-016ST	5/8	3/4	1/16	0.642	0.050	0.053	\$0.99
BU-017-T01	575-017ST	11/16	13/16	1/16	0.704	0.050	0.053	\$1.02
BU-018-T01	575-018ST	3/4	7/8	1/16	0.767	0.050	0.053	\$1.04
BU-019-T01	575-019ST	13/16	15/16	1/16	0.829	0.050	0.053	\$1.09
BU-020-T01	575-020ST	7/8	1	1/16	0.897	0.050	0.053	\$1.14
BU-021-T01	575-021ST	15/16	1 1/16	1/16	0.959	0.050	0.053	\$1.24
BU-022-T01	575-022ST	1	1 1/8	1/16	1.022	0.050	0.053	\$1.27
BU-023-T01	575-023ST	1 1/16	1 3/16	1/16	1.084	0.050	0.053	\$1.37
BU-024-T01	575-024ST	1 1/8	1 1/4	1/16	1.147	0.050	0.053	\$1.41




Static Seal

BU Profile

AS 568 Dash No. (8-XXX Series)	Reference	Nominal O-Ring Size (Reference Only)			Nominal Backup Ring Size			List Price
		ID	OD	W	Dimensions are in Inch			
					ID	H	W	
BU-025-T01	575-025ST	1 3/16	1 5/16	1/16	1.209	0.050	0.053	\$1.46
BU-026-T01	575-026ST	1 1/4	1 3/8	1/16	1.272	0.050	0.053	\$1.51
BU-027-T01	575-027ST	1 5/16	1 7/16	1/16	1.334	0.050	0.053	\$1.56
BU-028-T01	575-028ST	1 3/8	1 1/2	1/16	1.397	0.050	0.053	\$1.74
BU-029-T01	575-029ST	1 1/2	1 5/8	1/16	1.522	0.050	0.053	\$1.89
BU-030-T01	575-030ST	1 5/8	1 3/4	1/16	1.647	0.050	0.053	\$1.96
BU-031-T01		1 3/4	1 7/8	1/16	1.772	0.050	0.053	\$2.06
BU-032-T01		1 7/8	2	1/16	1.897	0.050	0.053	\$2.23
BU-033-T01	575-033ST	2	2 1/8	1/16	2.022	0.050	0.053	\$2.48
BU-034-T01		2 1/8	2 1/4	1/16	2.147	0.050	0.053	\$3.13
BU-035-T01		2 1/4	2 3/8	1/16	2.272	0.050	0.053	\$4.02
BU-036-T01		2 3/8	2 1/2	1/16	2.397	0.050	0.053	\$4.29
BU-037-T01		2 1/2	2 5/8	1/16	2.522	0.050	0.053	\$4.59
BU-038-T01	575-038ST	2 5/8	2 3/4	1/16	2.647	0.050	0.053	\$4.81
BU-039-T01		2 3/4	2 7/8	1/16	2.772	0.050	0.053	\$5.04
BU-040-T01		2 7/8	3	1/16	2.897	0.050	0.053	\$5.14
BU-041-T01		3	3 1/8	1/16	3.022	0.050	0.053	\$5.36
BU-042-T01		3 1/4	3 3/8	1/16	3.272	0.050	0.053	\$5.58
BU-043-T01		3 1/2	3 5/8	1/16	3.522	0.050	0.053	\$6.08
BU-044-T01		3 3/4	3 7/8	1/16	3.772	0.050	0.053	\$7.57
BU-045-T01		4	4 1/8	1/16	4.022	0.050	0.053	\$12.53
BU-046-T01		4 1/4	4 3/8	1/16	4.272	0.050	0.053	\$15.02
BU-047-T01		4 1/2	4 5/8	1/16	4.522	0.050	0.053	\$17.62
BU-048-T01		4 3/4	4 7/8	1/16	4.772	0.050	0.053	\$20.10
BU-049-T01		5	5 1/8	1/16	5.022	0.050	0.053	\$22.59
BU-050-T01		5 1/4	5 3/8	1/16	5.272	0.050	0.053	\$27.30
100 Series								
BU-102-T01		1/16	1/4	3/32	0.076	0.050	0.086	\$0.79
BU-103-T01		3/32	9/32	3/32	0.108	0.050	0.086	\$0.79
BU-104-T01		1/8	5/16	3/32	0.139	0.050	0.086	\$0.89
BU-105-T01		5/32	11/32	3/32	0.170	0.050	0.086	\$0.89
BU-106-T01		3/16	3/8	3/32	0.201	0.050	0.086	\$0.89
BU-107-T01		7/32	13/32	3/32	0.233	0.050	0.086	\$0.89
BU-108-T01		1/4	7/16	3/32	0.264	0.050	0.086	\$0.89
BU-109-T01		5/16	1/2	3/32	0.326	0.050	0.086	\$0.89




Static Seal



BU Profile

AS 568 Dash No. (8-XXX Series)	Reference	Nominal O-Ring Size (Reference Only)			Nominal Backup Ring Size			List Price
		Dimensions are in Inch						
		ID	OD	W	ID	H	W	
BU-110-T01	575-110ST	3/8	9/16	3/32	0.389	0.050	0.086	\$0.89
BU-111-T01	575-111ST	7/16	5/8	3/32	0.451	0.050	0.086	\$1.02
BU-112-T01	575-112ST	1/2	11/16	3/32	0.514	0.050	0.086	\$1.12
BU-113-T01	575-113ST	9/16	3/4	3/32	0.576	0.050	0.086	\$1.24
BU-114-T01	575-114ST	5/8	13/16	3/32	0.639	0.050	0.086	\$1.24
BU-115-T01	575-115ST	11/16	7/8	3/32	0.701	0.050	0.086	\$1.24
BU-116-T01	575-116ST	3/4	15/16	3/32	0.764	0.050	0.086	\$1.34
BU-117-T01	575-117ST	13/16	1	3/32	0.831	0.050	0.086	\$1.39
BU-118-T01	575-118ST	7/8	1 1/16	3/32	0.894	0.050	0.086	\$1.44
BU-119-T01	575-119ST	15/16	1 1/8	3/32	0.956	0.050	0.086	\$1.46
BU-120-T01	575-120ST	1	1 3/16	3/32	1.019	0.050	0.086	\$1.51
BU-121-T01	575-121ST	1 1/16	1 1/4	3/32	1.081	0.050	0.086	\$1.56
BU-122-T01	575-122ST	1 1/8	1 5/16	3/32	1.144	0.050	0.086	\$1.61
BU-123-T01	575-123ST	1 3/16	1 3/8	3/32	1.206	0.050	0.086	\$1.66
BU-124-T01	575-124ST	1 1/4	1 7/16	3/32	1.269	0.050	0.086	\$1.69
BU-125-T01	575-125ST	1 5/16	1 1/2	3/32	1.331	0.050	0.086	\$1.71
BU-126-T01	575-126ST	1 3/8	1 9/16	3/32	1.396	0.050	0.086	\$1.79
BU-127-T01	575-127ST	1 7/16	1 5/8	3/32	1.458	0.050	0.086	\$1.89
BU-128-T01	575-128ST	1 1/2	1 11/16	3/32	1.521	0.050	0.086	\$1.91
BU-129-T01	575-129ST	1 9/16	1 3/4	3/32	1.583	0.050	0.086	\$2.01
BU-130-T01	575-130ST	1 5/8	1 13/16	3/32	1.646	0.050	0.086	\$2.04
BU-131-T01	575-131ST	1 11/16	1 7/8	3/32	1.708	0.050	0.086	\$2.06
BU-132-T01	575-132ST	1 3/4	1 15/16	3/32	1.771	0.050	0.086	\$2.26
BU-133-T01	575-133ST	1 13/16	2	3/32	1.833	0.050	0.086	\$2.33
BU-134-T01	575-134ST	1 7/8	2 1/16	3/32	1.896	0.050	0.086	\$2.48
BU-135-T01	575-135ST	1 15/16	2 1/8	3/32	1.958	0.050	0.086	\$2.58
BU-136-T01	575-136ST	2	2 3/16	3/32	2.021	0.050	0.086	\$2.68
BU-137-T01	575-137ST	2 1/16	2 1/4	3/32	2.083	0.050	0.086	\$2.71
BU-138-T01	575-138ST	2 1/8	2 5/16	3/32	2.146	0.050	0.086	\$3.13
BU-139-T01		2 3/16	2 3/8	3/32	2.208	0.050	0.086	\$3.25
BU-140-T01		2 1/4	2 7/16	3/32	2.257	0.050	0.086	\$3.35
BU-141-T01		2 5/16	2 1/2	3/32	2.319	0.050	0.086	\$3.52
BU-142-T01		2 3/8	2 9/16	3/32	2.382	0.050	0.086	\$3.75
BU-143-T01	575-143ST	2 7/16	2 5/8	3/32	2.444	0.050	0.086	\$3.90
BU-144-T01	575-144ST	2 1/2	2 11/16	3/32	2.507	0.050	0.086	\$4.10
BU-145-T01		2 9/16	2 3/4	3/32	2.569	0.050	0.086	\$4.34




Static Seal

BU Profile

AS 568 Dash No. (8-XXX Series)	Reference	Nominal O-Ring Size (Reference Only)			Nominal Backup Ring Size			List Price
		ID	OD	W	Dimensions are in Inch			
					ID	H	W	
BU-146-T01		2 5/8	2 13/16	3/32	2.632	0.050	0.086	\$4.59
BU-147-T01		2 11/16	2 7/8	3/32	2.684	0.050	0.086	\$4.64
BU-148-T01		2 3/4	2 15/16	3/32	2.757	0.050	0.086	\$4.84
BU-149-T01		2 13/16	3	3/32	2.819	0.050	0.086	\$4.96
BU-150-T01		2 7/8	3 1/16	3/32	2.881	0.050	0.086	\$6.95
BU-151-T01		3	3 3/16	3/32	3.006	0.050	0.086	\$6.95
BU-152-T01		3 1/4	3 7/16	3/32	3.256	0.050	0.086	\$6.95
BU-153-T01		3 1/2	3 11/16	3/32	3.506	0.050	0.086	\$7.20
BU-154-T01		3 3/4	3 15/16	3/32	3.756	0.050	0.086	\$7.45
BU-155-T01		4	4 3/16	3/32	4.006	0.050	0.086	\$8.69
BU-156-T01		4 1/4	4 7/16	3/32	4.256	0.050	0.086	\$8.93
BU-157-T01		4 1/2	4 11/16	3/32	4.506	0.050	0.086	\$9.43
BU-158-T01		4 3/4	4 15/16	3/32	4.756	0.050	0.086	\$21.10
BU-159-T01		5	5 3/16	3/32	5.006	0.050	0.086	\$23.58
BU-160-T01		5 1/4	5 7/16	3/32	5.256	0.050	0.086	\$24.82
BU-161-T01		5 1/2	5 11/16	3/32	5.506	0.050	0.086	\$26.80
BU-162-T01		5 3/4	5 15/16	3/32	5.756	0.050	0.086	\$29.78
BU-163-T01		6	6 3/16	3/32	6.006	0.050	0.086	\$32.76
BU-164-T01		6 1/4	6 7/16	3/32	6.256	0.050	0.086	\$37.23
BU-165-T01		6 1/2	6 11/16	3/32	6.506	0.050	0.086	\$40.95
BU-166-T01		6 3/4	6 15/16	3/32	6.756	0.050	0.086	\$43.19
BU-167-T01		7	7 3/16	3/32	7.006	0.050	0.086	\$45.92
BU-168-T01		7 1/4	7 7/16	3/32	7.256	0.050	0.086	\$48.40
BU-169-T01		7 1/2	7 11/16	3/32	7.506	0.050	0.086	\$50.88
BU-170-T01		7 3/4	7 15/16	3/32	7.756	0.050	0.086	\$53.36
BU-171-T01		8	8 3/16	3/32	8.006	0.050	0.086	\$55.84
BU-172-T01		8 1/4	8 7/16	3/32	8.256	0.050	0.086	\$58.32
BU-173-T01		8 1/2	8 11/16	3/32	8.506	0.050	0.086	\$60.81
BU-174-T01		8 3/4	8 15/16	3/32	8.756	0.050	0.086	\$65.77
BU-175-T01		9	9 3/16	3/32	9.006	0.050	0.086	\$71.98
BU-176-T01		9 1/4	9 7/16	3/32	9.256	0.050	0.086	\$76.94
BU-177-T01		9 1/2	9 11/16	3/32	9.506	0.050	0.086	\$81.90
BU-178-T01		9 3/4	9 15/16	3/32	9.756	0.050	0.086	\$86.87




Static Seal



BU Profile

AS 568 Dash No. (8-XXX Series)	Reference	Nominal O-Ring Size (Reference Only)			Nominal Backup Ring Size			List Price
		Dimensions are in Inch						
		ID	OD	W	ID	H	W	
200 Series								
BU-201-T01		3/16	7/16	1/8	0.187	0.050	0.119	\$1.12
BU-202-T01		1/4	1/2	1/8	0.250	0.050	0.119	\$1.12
BU-203-T01		5/16	9/16	1/8	0.312	0.050	0.119	\$1.12
BU-204-T01		3/8	5/8	1/8	0.375	0.050	0.119	\$1.12
BU-205-T01		7/16	11/16	1/8	0.437	0.050	0.119	\$1.12
BU-206-T01	575-206ST	1/2	3/4	1/8	0.500	0.050	0.119	\$4.22
BU-207-T01		9/16	13/16	1/8	0.562	0.050	0.119	\$1.12
BU-208-T01		5/8	7/8	1/8	0.625	0.050	0.119	\$1.12
BU-209-T01		11/16	15/16	1/8	0.687	0.050	0.119	\$1.12
BU-210-T01	575-210ST	3/4	1	1/8	0.750	0.050	0.119	\$1.12
BU-211-T01	575-211ST	13/16	1 1/16	1/8	0.812	0.050	0.119	\$1.24
BU-212-T01	575-212ST	7/8	1 1/8	1/8	0.875	0.050	0.119	\$1.34
BU-213-T01	575-213ST	15/16	1 3/16	1/8	0.937	0.050	0.119	\$1.54
BU-214-T01	575-214ST	1	1 1/4	1/8	1.000	0.050	0.119	\$1.54
BU-215-T01	575-215ST	1 1/16	1 5/16	1/8	1.062	0.050	0.119	\$1.61
BU-216-T01	575-216ST	1 1/8	1 3/8	1/8	1.125	0.050	0.119	\$1.74
BU-217-T01	575-217ST	1 3/16	1 7/16	1/8	1.187	0.050	0.119	\$1.86
BU-218-T01	575-218ST	1 1/4	1 1/2	1/8	1.250	0.050	0.119	\$1.86
BU-219-T01	575-219ST	1 5/16	1 9/16	1/8	1.312	0.050	0.119	\$1.91
BU-220-T01	575-220ST	1 3/8	1 5/8	1/8	1.375	0.050	0.119	\$2.01
BU-221-T01	575-221ST	1 7/16	1 11/16	1/8	1.437	0.050	0.119	\$2.04
BU-222-T01	575-222ST	1 1/2	1 3/4	1/8	1.500	0.050	0.119	\$2.21
BU-223-T01		1 5/8	1 7/8	1/8	1.625	0.050	0.119	\$2.28
BU-224-T01	575-224ST	1 3/4	2	1/8	1.750	0.050	0.119	\$2.33
BU-225-T01	575-225ST	1 7/8	2 1/8	1/8	1.875	0.050	0.119	\$2.48
BU-226-T01	575-226ST	2	2 1/4	1/8	2.000	0.050	0.119	\$2.63
BU-227-T01	575-227ST	2 1/16	2 5/16	1/8	2.125	0.050	0.119	\$2.73
BU-228-T01	575-228ST	2 1/4	2 1/2	1/8	2.250	0.050	0.119	\$2.90
BU-229-T01	575-229ST	2 3/8	2 5/8	1/8	2.375	0.050	0.119	\$3.00
BU-230-T01	575-230ST	2 1/2	2 3/4	1/8	2.500	0.050	0.119	\$3.13
BU-231-T01		2 5/8	2 7/8	1/8	2.625	0.050	0.122	\$4.47
BU-232-T01		2 3/4	3	1/8	2.750	0.050	0.122	\$4.96
BU-233-T01		2 7/8	3 1/8	1/8	2.875	0.050	0.122	\$5.14
BU-234-T01		3	3 1/4	1/8	3.000	0.050	0.122	\$5.56
BU-235-T01	575-235ST	3 1/8	3 3/8	1/8	3.125	0.050	0.122	\$5.86




Static Seal

BU Profile

AS 568 Dash No. (8-XXX Series)	Reference	Nominal O-Ring Size (Reference Only)			Nominal Backup Ring Size			List Price
		ID	OD	W	Dimensions are in Inch			
					ID	H	W	
BU-236-T01		3 1/4	3 1/2	1/8	3.250	0.050	0.122	\$6.20
BU-237-T01		3 3/8	3 5/8	1/8	3.375	0.050	0.122	\$6.58
BU-238-T01		3 1/2	3 3/4	1/8	3.500	0.050	0.122	\$6.80
BU-239-T01	575-239ST	3 5/8	3 7/8	1/8	3.625	0.050	0.122	\$6.95
BU-240-T01		3 3/4	4	1/8	3.750	0.050	0.122	\$7.20
BU-241-T01	575-241ST	3 7/8	4 1/8	1/8	3.875	0.050	0.122	\$7.45
BU-242-T01		4	4 1/4	1/8	4.000	0.050	0.122	\$8.44
BU-243-T01	575-243ST	4 1/8	4 3/8	1/8	4.125	0.050	0.122	\$8.69
BU-244-T01		4 1/4	4 1/2	1/8	4.250	0.050	0.122	\$8.89
BU-245-T01	575-245ST	4 3/8	4 5/8	1/8	4.375	0.050	0.122	\$9.48
BU-246-T01		4 1/2	4 3/4	1/8	4.500	0.050	0.122	\$9.80
BU-247-T01		4 5/8	4 7/8	1/8	4.625	0.050	0.122	\$10.15
BU-248-T01		4 3/4	5	1/8	4.750	0.050	0.122	\$15.14
BU-249-T01	575-249ST	4 7/8	5 1/8	1/8	4.875	0.050	0.122	\$17.13
BU-250-T01		5	5 1/4	1/8	5.000	0.050	0.122	\$17.99
BU-251-T01		5 1/8	5 3/8	1/8	5.125	0.050	0.122	\$18.66
BU-252-T01		5 1/4	5 1/2	1/8	5.250	0.050	0.122	\$19.23
BU-253-T01		5 3/8	5 5/8	1/8	5.375	0.050	0.122	\$19.98
BU-254-T01		5 1/2	5 3/4	1/8	5.500	0.050	0.122	\$20.72
BU-255-T01		5 5/8	5 7/8	1/8	5.625	0.050	0.122	\$22.96
BU-256-T01		5 3/4	6	1/8	5.750	0.050	0.122	\$23.73
BU-257-T01		5 7/8	6 1/8	1/8	5.875	0.050	0.122	\$27.30
BU-258-T01		6	6 1/4	1/8	6.000	0.050	0.122	\$29.78
BU-259-T01		6 1/4	6 1/2	1/8	6.250	0.050	0.122	\$32.26
BU-260-T01		6 1/2	6 3/4	1/8	6.500	0.050	0.122	\$37.23
BU-261-T01		6 3/4	7	1/8	6.750	0.050	0.122	\$38.47
BU-262-T01		7	7 1/4	1/8	7.000	0.050	0.122	\$42.19
BU-263-T01	575-263ST	7 1/4	7 1/2	1/8	7.250	0.050	0.122	\$44.67
BU-264-T01		7 1/2	7 3/4	1/8	7.500	0.050	0.122	\$47.16
BU-265-T01		7 3/4	8	1/8	7.750	0.050	0.122	\$49.14
BU-266-T01		8	8 1/4	1/8	8.000	0.050	0.122	\$50.88
BU-267-T01		8 1/4	8 1/2	1/8	8.250	0.050	0.122	\$52.12
BU-268-T01		8 1/2	8 3/4	1/8	8.500	0.050	0.122	\$57.08
BU-269-T01		8 3/4	9	1/8	8.750	0.050	0.122	\$59.57
BU-270-T01		9	9 1/4	1/8	9.000	0.050	0.122	\$62.05




Static Seal



BU Profile

AS 568 Dash No. (8-XXX Series)	Reference	Nominal O-Ring Size (Reference Only)			Nominal Backup Ring Size			List Price
		ID	OD	W	Dimensions are in Inch			
					ID	H	W	
BU-271-T01		9 1/4	9 1/2	1/8	9.250	0.050	0.122	\$65.77
BU-272-T01		9 1/2	9 3/4	1/8	9.500	0.050	0.122	\$69.49
BU-273-T01		9 3/4	10	1/8	9.750	0.050	0.122	\$74.46
BU-274-T01		10	10 1/4	1/8	10.000	0.050	0.122	\$86.37
BU-275-T01		10 1/2	10 3/4	1/8	10.500	0.050	0.122	\$93.57
BU-276-T01		11	11 1/4	1/8	11.000	0.050	0.122	\$99.28
BU-277-T01		11 1/2	11 3/4	1/8	11.500	0.050	0.122	\$108.71
BU-278-T01		12	12 1/4	1/8	12.000	0.050	0.122	\$119.13
BU-279-T01		13	13 1/4	1/8	13.000	0.050	0.122	\$131.54
BU-280-T01		14	14 1/4	1/8	14.000	0.050	0.122	\$148.91
BU-281-T01		15	15 1/4	1/8	15.000	0.050	0.122	\$173.73
BU-282-T01		16	16 1/4	1/8	16.000	0.050	0.122	\$208.48
BU-283-T01		17	17 1/4	1/8	17.000	0.050	0.122	\$248.19
BU-284-T01		18	18 1/4	1/8	18.000	0.050	0.122	\$273.01
300 Series								
BU-309-T01		7/16	13/16	3/16	0.450	0.070	0.183	\$2.56
BU-310-T01		1/2	7/8	3/16	0.513	0.070	0.183	\$2.68
BU-311-T01		9/16	15/16	3/16	0.575	0.070	0.183	\$2.73
BU-312-T01		5/8	1	3/16	0.638	0.070	0.183	\$2.80
BU-313-T01		11/16	1 1/16	3/16	0.700	0.070	0.183	\$2.48
BU-314-T01		3/4	1 1/8	3/16	0.763	0.070	0.183	\$2.48
BU-315-T01		13/16	1 3/16	3/16	0.825	0.070	0.183	\$2.48
BU-316-T01		7/8	1 1/4	3/16	0.888	0.070	0.183	\$2.48
BU-317-T01		15/16	1 5/16	3/16	0.950	0.070	0.183	\$2.48
BU-318-T01		1	1 3/8	3/16	1.013	0.070	0.183	\$2.48
BU-319-T01		1 1/16	1 7/16	3/16	1.075	0.070	0.183	\$2.48
BU-320-T01		1 1/8	1 1/2	3/16	1.138	0.070	0.183	\$2.48
BU-321-T01		1 3/16	1 9/16	3/16	1.200	0.070	0.183	\$2.73
BU-322-T01		1 1/4	1 5/8	3/16	1.263	0.070	0.183	\$2.98
BU-323-T01		1 5/16	1 11/16	3/16	1.316	0.070	0.183	\$3.23
BU-324-T01		1 3/8	1 3/4	3/16	1.388	0.070	0.183	\$3.47
BU-325-T01	575-325ST	1 1/2	1 7/8	3/16	1.513	0.070	0.183	\$3.60
BU-326-T01	575-326ST	1 5/8	2	3/16	1.638	0.070	0.183	\$3.80
BU-327-T01	575-327ST	1 3/4	2 1/8	3/16	1.763	0.070	0.183	\$4.02
BU-328-T01	575-328ST	1 7/8	2 1/4	3/16	1.888	0.070	0.183	\$4.22
BU-329-T01	575-329ST	2	2 3/8	3/16	2.013	0.070	0.183	\$4.47




Static Seal

BU Profile


AS 568 Dash No. (8-XXX Series)	Reference	Nominal O-Ring Size (Reference Only)			Nominal Backup Ring Size			List Price
		ID	OD	W	Dimensions are in Inch			
					ID	H	W	
BU-330-T01	575-330ST	2 1/8	2 1/2	3/16	2.138	0.070	0.183	\$4.96
BU-331-T01		2 1/4	2 5/8	3/16	2.268	0.070	0.183	\$4.96
BU-332-T01		2 3/8	2 3/4	3/16	2.393	0.070	0.183	\$5.58
BU-333-T01	575-333ST	2 1/2	2 7/8	3/16	2.518	0.070	0.183	\$5.58
BU-334-T01	575-334ST	2 5/8	3	3/16	2.643	0.070	0.183	\$6.08
BU-335-T01		2 3/4	3 1/8	3/16	2.768	0.070	0.183	\$6.70
BU-336-T01	575-336ST	2 7/8	3 1/4	3/16	2.893	0.070	0.183	\$6.95
BU-337-T01		3	3 3/8	3/16	3.018	0.070	0.183	\$7.20
BU-338-T01	575-338ST	3 1/8	3 1/2	3/16	3.143	0.070	0.183	\$7.37
BU-339-T01		3 1/4	3 5/8	3/16	3.273	0.070	0.183	\$7.37
BU-340-T01	575-340ST	3 3/8	3 3/4	3/16	3.398	0.070	0.183	\$7.59
BU-341-T01	575-341ST	3 1/2	3 7/8	3/16	3.523	0.070	0.183	\$7.82
BU-342-T01	575-342ST	3 5/8	4	3/16	3.648	0.070	0.183	\$8.04
BU-343-T01		3 3/4	4 1/8	3/16	3.773	0.070	0.183	\$8.26
BU-344-T01	575-344ST	3 7/8	4 1/4	3/16	3.898	0.070	0.183	\$8.49
BU-345-T01	575-345ST	4	4 3/8	3/16	4.028	0.070	0.183	\$9.43
BU-346-T01	575-346ST	4 1/8	4 1/2	3/16	4.153	0.070	0.183	\$9.93
BU-347-T01		4 1/4	4 5/8	3/16	4.278	0.070	0.183	\$9.93
BU-348-T01		4 3/8	4 3/4	3/16	4.403	0.070	0.183	\$10.42
BU-349-T01		4 1/2	4 7/8	3/16	4.528	0.070	0.183	\$10.67
BU-350-T01	575-350ST	4 5/8	5	3/16	4.653	0.070	0.183	\$21.10
BU-351-T01		4 3/4	5 1/8	3/16	4.778	0.070	0.183	\$21.34
BU-352-T01		4 7/8	5 1/4	3/16	4.903	0.070	0.183	\$22.34
BU-353-T01		5	5 3/8	3/16	5.028	0.070	0.183	\$23.83
BU-354-T01	575-354ST	5 1/8	5 1/2	3/16	5.153	0.070	0.183	\$26.80
BU-355-T01		5 1/4	5 5/8	3/16	5.278	0.070	0.183	\$29.29
BU-356-T01	575-356ST	5 3/8	5 3/4	3/16	5.403	0.070	0.183	\$30.28
BU-357-T01		5 1/2	5 7/8	3/16	5.528	0.070	0.183	\$31.52
BU-358-T01		5 5/8	6	3/16	5.653	0.070	0.183	\$34.00
BU-359-T01		5 3/4	6 1/8	3/16	5.778	0.070	0.183	\$36.73
BU-360-T01		5 7/8	6 1/4	3/16	5.903	0.070	0.183	\$38.97
BU-361-T01		6	6 3/8	3/16	6.028	0.070	0.183	\$41.94
BU-362-T01	575-362ST	6 1/4	6 5/8	3/16	6.278	0.070	0.183	\$44.43
BU-363-T01		6 1/2	6 7/8	3/16	6.528	0.070	0.183	\$46.66
BU-364-T01		6 3/4	7 1/8	3/16	6.778	0.070	0.183	\$48.40

Static Seal



BU Profile

AS 568 Dash No. (8-XXX Series)	Reference	Nominal O-Ring Size (Reference Only)			Nominal Backup Ring Size			List Price
		ID	OD	W	Dimensions are in Inch			
					ID	H	W	
BU-365-T01		7	7 3/8	3/16	7.028	0.070	0.183	\$51.62
BU-366-T01		7 1/4	7 5/8	3/16	7.278	0.070	0.183	\$53.61
BU-367-T01	575-367ST	7 1/2	7 7/8	3/16	7.528	0.070	0.183	\$55.84
BU-368-T01		7 3/4	8 1/8	3/16	7.778	0.070	0.183	\$57.08
BU-369-T01	575-369ST	8	8 3/8	3/16	8.028	0.070	0.183	\$59.57
BU-370-T01		8 1/4	8 5/8	3/16	8.278	0.070	0.183	\$60.31
BU-371-T01		8 1/2	8 7/8	3/16	8.528	0.070	0.183	\$63.29
BU-372-T01		8 3/4	9 1/8	3/16	8.778	0.070	0.183	\$68.25
400 Series								
BU-425-T01	575-425ST	4 1/2	5	1/4	4.550	0.105	0.236	\$20.60
BU-426-T01	575-426ST	4 5/8	5 1/8	1/4	4.675	0.105	0.236	\$21.10
BU-427-T01	575-427ST	4 3/4	5 1/4	1/4	4.800	0.105	0.236	\$21.59
BU-428-T01		4 7/8	5 3/8	1/4	4.925	0.105	0.236	\$22.09
BU-429-T01		5	5 1/2	1/4	5.050	0.105	0.236	\$23.08
BU-430-T01	575-430ST	5 1/8	5 5/8	1/4	5.175	0.105	0.236	\$28.05
BU-431-T01		5 1/4	5 3/4	1/4	5.300	0.105	0.236	\$30.53
BU-432-T01		5 3/8	5 7/8	1/4	5.425	0.105	0.236	\$33.01
BU-433-T01	575-433ST	5 1/2	6	1/4	5.550	0.105	0.236	\$35.49
BU-434-T01		5 5/8	6 1/8	1/4	5.675	0.105	0.236	\$37.97
BU-435-T01		5 3/4	6 1/4	1/4	5.800	0.105	0.236	\$41.70
BU-436-T01	575-436ST	5 7/8	6 3/8	1/4	5.925	0.105	0.236	\$45.42
BU-437-T01		6	6 1/2	1/4	6.050	0.105	0.236	\$46.66
BU-438-T01		6 1/4	6 3/4	1/4	6.273	0.105	0.236	\$47.90
BU-439-T01		6 1/2	7	1/4	6.523	0.105	0.236	\$47.90
BU-440-T01	575-440ST	6 3/4	7 1/4	1/4	6.773	0.105	0.236	\$49.14
BU-441-T01		7	7 1/2	1/4	7.023	0.105	0.236	\$50.38
BU-442-T01		7 1/4	7 3/4	1/4	7.273	0.105	0.236	\$52.86
BU-443-T01		7 1/2	8	1/4	7.523	0.105	0.236	\$52.86
BU-444-T01		7 3/4	8 1/4	1/4	7.773	0.105	0.236	\$54.11
BU-445-T01		8	8 1/2	1/4	8.023	0.105	0.236	\$55.35
BU-446-T01		8 1/2	9	1/4	8.523	0.105	0.236	\$57.83
BU-447-T01		9	9 1/2	1/4	9.023	0.105	0.236	\$60.31
BU-448-T01		9 1/2	10	1/4	9.523	0.105	0.236	\$62.79
BU-449-T01		10	10 1/2	1/4	10.023	0.105	0.236	\$65.27
BU-450-T01		10 1/2	11	1/4	10.523	0.105	0.236	\$70.24
BU-451-T01		11	11 1/2	1/4	11.023	0.105	0.236	\$72.72

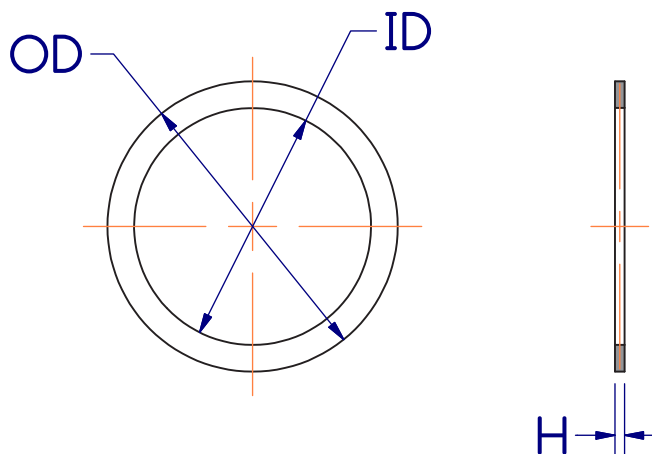


Static Seal

BU Profile

AS 568 Dash No. (8-XXX Series)	Reference	Nominal O-Ring Size (Reference Only)			Nominal Backup Ring Size			List Price
		Dimensions are in Inch						
		ID	OD	W	ID	H	W	
BU-452-T01		11 1/2	12	1/4	11.523	0.105	0.236	\$80.17
BU-453-T01		12	12 1/2	1/4	12.023	0.105	0.236	\$82.65
BU-454-T01		12 1/2	13	1/4	12.523	0.105	0.236	\$90.09
BU-455-T01		13	13 1/2	1/4	13.023	0.105	0.236	\$95.06
BU-456-T01		13 1/2	14	1/4	13.523	0.105	0.236	\$100.02
BU-457-T01		14	14 1/2	1/4	14.023	0.105	0.236	\$104.98
BU-458-T01		14 1/2	15	1/4	14.523	0.105	0.236	\$114.91
BU-459-T01		15	15 1/2	1/4	15.023	0.105	0.236	\$137.25
BU-460-T01		15 1/2	16	1/4	15.523	0.105	0.236	\$144.69
BU-461-T01		16	16 1/2	1/4	15.978	0.105	0.236	\$174.48

Static Seal




Materials
Backup Ring: Hytrel

Operating Conditions
Temperature: -65° to 275°F
Pressure: 5,000 PSI

Standard AS 568A 55D Durometer Hytrel Backup Ring designed for 1 & 2 Backup Ring seal glands. Most common Backup Ring material for high temperature static sealing applications. Other material options and sizes may be available. Please contact customer service.

Part Number	Reference	Nominal Seal Size			List Price
		ID	OD	H	
BU-011-HY55	573-011	5/16	7/16	0.050	\$0.79
BU-012-HY55	573-012	3/8	1/2	0.050	\$0.79
BU-013-HY55		7/16	9/16	0.050	\$0.84
BU-014-HY55	573-014	1/2	5/8	0.050	\$0.86
BU-015-HY55	573-015	9/16	11/16	0.050	\$0.87
BU-016-HY55	573-016	5/8	3/4	0.050	\$0.88
BU-017-HY55	573-017	11/16	13/16	0.050	\$0.89
BU-018-HY55	573-018	3/4	7/8	0.050	\$0.91
BU-019-HY55	573-019	13/16	15/16	0.050	\$0.92
BU-020-HY55	573-020	7/8	1	0.050	\$0.94
BU-021-HY55	573-021	15/16	1-1/16	0.050	\$0.95
BU-022-HY55	573-022	1	1-1/8	0.050	\$1.20
BU-026-HY55	573-026	1-1/4	1-3/8	0.050	\$1.25
BU-029-HY55	573-029	1-1/2	1-5/8	0.050	\$1.30
BU-030-HY55	573-030	1-5/8	1-3/4	0.050	\$1.33
BU-111-HY55	573-111	7/16	5/8	0.050	\$1.15
BU-114-HY55	573-114	5/8	13/16	0.050	\$0.97
BU-115-HY55	573-115	11/16	7/8	0.050	\$1.23
BU-116-HY55	573-116	3/4	15/16	0.050	\$1.00
BU-117-HY55	573-117	13/16	1	0.050	\$1.28
BU-121-HY55	573-121	1-1/16	1-1/4	0.050	\$0.98
BU-123-HY55	573-123	1-3/16	1-3/8	0.050	\$1.00
BU-124-HY55	573-124	1-1/4	1-7/16	0.050	\$1.02




Static Seal

BU Profile

Part Number	Reference	Nominal Seal Size			List Price
		ID	OD	H	
BU-125-HY55	573-125	1-5/16	1-1/2	0.050	\$1.03
BU-126-HY55	573-126	1-3/8	1-9/16	0.050	\$1.05
BU-127-HY55	573-127	1-7/16	1-5/8	0.050	\$1.06
BU-128-HY55	573-128	1-1/2	1-11/16	0.050	\$1.07
BU-129-HY55	573-129	1-9/16	1-3/4	0.050	\$1.08
BU-131-HY55	573-131	1-11/16	1-7/8	0.050	\$1.11
BU-133-HY55	573-133	1-13/16	2	0.050	\$1.44
BU-134-HY55	573-134	1-7/8	2-1/16	0.050	\$1.16
BU-135-HY55	573-135	1-15/16	2-1/8	0.050	\$1.47
BU-136-HY55	573-136	2	2-3/16	0.050	\$1.18
BU-137-HY55	573-137	2-1/16	2 1/4	0.050	\$1.58
BU-140-HY55	573-140	2-1/4	2-7/16	0.050	\$1.63
BU-142-HY55	573-142	2-1/2	2-11/16	0.050	\$1.33
BU-144-HY55	573-144	2	2-3/16	0.050	\$1.36
BU-147-HY55	573-147	2-11/16	2-7/8	0.050	\$1.76
BU-149-HY55	573-149	2-13/16	3	0.050	\$1.43
BU-150-HY55	573-150	2-7/8	3-1/16	0.050	\$1.61
BU-206-HY55	573-206	1/2	3/4	0.050	\$0.82
BU-210-HY55	573-210	3/4	1	0.050	\$0.85
BU-212-HY55	573-212	7/8	1-1/8	0.050	\$0.87
BU-213-HY55	573-213	15/16	1-3/16	0.050	\$0.78
BU-214-HY55	573-214	1	1-1/4	0.050	\$0.80
BU-217-HY55	573-217	1-3/16	1-7/16	0.050	\$0.82
BU-218-HY55	573-218	1-1/4	1-1/2	0.050	\$0.84
BU-222-HY55	573-222	1-1/2	1-3/4	0.050	\$0.87
BU-223-HY55	573-223	1-5/8	1-7/8	0.050	\$0.89
BU-224-HY55	573-224	1-3/4	2	0.050	\$0.91
BU-225-HY55	573-225	1-7/8	2-1/8	0.050	\$0.98
BU-226-HY55	573-226	2	2-1/4	0.050	\$0.95
BU-227-HY55	573-227	2-1/8	2-3/8	0.050	\$1.00
BU-228-HY55	573-228	2-1/4	2-1/2	0.050	\$1.02
BU-229-HY55	573-229	2-3/8	2-5/8	0.050	\$1.03
BU-230-HY55	573-230	2-1/2	2-3/4	0.050	\$1.05
BU-231-HY55	573-231	2-5/8	2-7/8	0.050	\$1.06




Static Seal



BU Profile

Part Number	Reference	Nominal Seal Size			List Price
		ID	OD	H	
BU-232-HY55	573-232	2-3/4	3	0.050	\$1.08
BU-233-HY55	573-233	2-7/8	3-1/8	0.050	\$1.09
BU-234-HY55	573-234	3	3-1/4	0.050	\$1.11
BU-235-HY55	573-235	3-1/8	3-3/8	0.050	\$1.09
BU-236-HY55	573-236	3-1/4	3-1/2	0.050	\$1.22
BU-237-HY55	573-237	3-3/8	3-5/8	0.050	\$1.24
BU-238-HY55	573-238	3-1/2	3-3/4	0.050	\$1.25
BU-239-HY55	573-239	3-5/8	3-7/8	0.050	\$1.30
BU-240-HY55	573-240	3-3/4	4	0.050	\$1.35
BU-241-HY55	573-241	3-7/8	4-1/8	0.050	\$1.58
BU-242-HY55	573-242	4	4-1/4	0.050	\$1.45
BU-243-HY55	573-243	4-1/8	4-3/8	0.050	\$1.66
BU-244-HY55	573-244	4-1/4	4-1/2	0.050	\$1.48
BU-245-HY55	573-245	4-3/8	4-5/8	0.050	\$1.50
BU-246-HY55	573-246	4-1/2	4-3/4	0.050	\$1.51
BU-247-HY55	573-247	4-5/8	4-7/8	0.050	\$1.73
BU-248-HY55	573-248	4-3/4	5	0.050	\$1.54
BU-249-HY55	573-249	4-7/8	5-1/8	0.050	\$2.00
BU-250-HY55	573-250	5	5-1/4	0.050	\$1.79
BU-252-HY55	573-252	5-1/4	5-1/2	0.050	\$2.04
BU-254-HY55	573-254	5-1/2	5-3/4	0.050	\$2.08
BU-256-HY55	573-256	5-3/4	6	0.050	\$2.11
BU-257-HY55	573-257	5-7/8	6-1/8	0.050	\$2.24
BU-258-HY55	573-258	6	6-1/4	0.050	\$2.15
BU-259-HY55	573-259	6-1/4	6-1/2	0.050	\$2.19
BU-261-HY55	573-261	6-3/4	7	0.050	\$2.29
BU-262-HY55	573-262	7	7-1/4	0.050	\$2.29
BU-263-HY55	573-263	7-1/4	7-1/2	0.050	\$4.43
BU-265-HY55	573-265	7-3/4	8	0.050	\$2.52
BU-267-HY55	573-267	8-1/4	8-1/2	0.050	\$7.57
BU-268-HY55	573-268	8-1/2	8-3/4	0.050	\$7.71
BU-272-HY55	573-272	9-1/2	9-3/4	0.050	\$10.50
BU-324-HY55	573-324	1-3/8	1-3/4	0.075	\$0.81
BU-326-HY55	573-326	1-5/8	2	0.075	\$0.85
BU-327-HY55	573-327	1-3/4	2-1/8	0.075	\$0.88



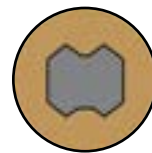
Static Seal

BU Profile

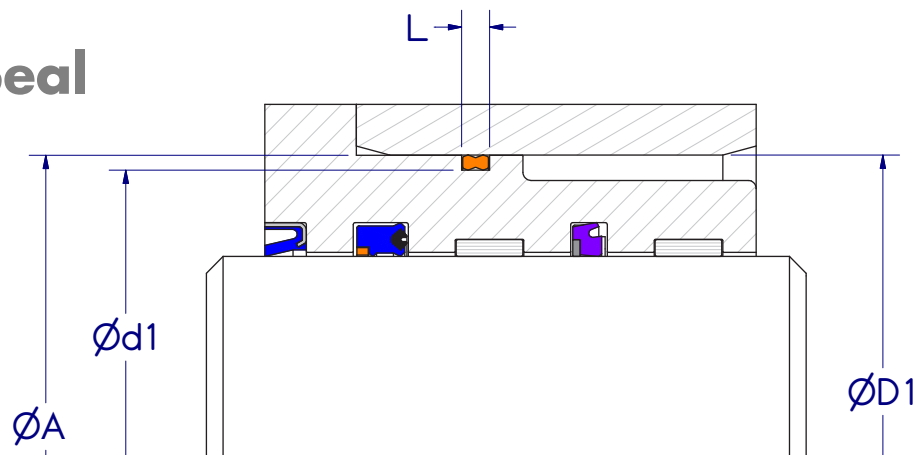
Part Number	Reference	Nominal Seal Size			List Price
		ID	OD	H	
BU-328-HY55	573-328	1-7/8	2-1/4	0.075	\$0.88
BU-329-HY55	573-329	2	2-3/8	0.075	\$0.90
BU-330-HY55	573-330	2-1/8	2-1/2	0.075	\$0.98
BU-332-HY55	573-332	2-3/8	2-3/4	0.075	\$1.04
BU-334-HY55	573-334	2-5/8	3	0.075	\$1.09
BU-336-HY55	573-336	2-7/8	3-1/4	0.075	\$1.32
BU-338-HY55	573-338	3-1/8	3-1/2	0.075	\$1.30
BU-340-HY55	573-340	3-3/8	3-3/4	0.075	\$1.49
BU-341-HY55	573-341	3-1/2	3-7/8	0.075	\$1.55
BU-342-HY55	573-342	3-5/8	4	0.075	\$1.81
BU-343-HY55	573-343	3-3/4	4-1/8	0.075	\$1.67
BH-344-HY55	573-344	3-7/8	4-1/4	0.075	\$3.17
BU-345-HY55	573-345	4	4-3/8	0.075	\$1.70
BU-346-HY55	573-346	4-1/8	4-1/2	0.075	\$2.45
BU-347-HY55	573-347	4-1/4	4-5/8	0.075	\$4.12
BU-348-HY55	573-348	4-3/8	4-3/4	0.075	\$2.51
BU-349-HY55	573-349	4-1/2	4-7/8	0.075	\$4.19
BU-350-HY55	573-350	4-5/8	5	0.075	\$2.52
BU-352-HY55	573-352	4-7/8	5-1/4	0.075	\$4.15
BU-353-HY55	573-353	5	5-3/8	0.075	\$2.83
BU-354-HY55	573-354	5-1/8	5-1/2	0.075	\$2.95
BU-358-HY55	573-358	5-5/8	6	0.075	\$4.32
BU-360-HY55	573-360	5-7/8	6-1/4	0.075	\$5.12
BU-361-HY55	573-361	6	6-3/8	0.075	\$5.15
BU-366-HY55	573-366	7-1/4	7-5/8	0.075	\$4.59
BU-367-HY55	573-367	7-1/2	7-7/8	0.075	\$7.77
BU-369-HY55	573-369	8	8-3/8	0.075	\$4.71
 					
BU-425-HY55	573-425	4-1/2	5	0.110	\$3.11
BU-429-HY55	573-429	5	5-1/2	0.110	\$6.52
BU-433-HY55	573-433	5-1/2	6	0.110	\$4.33
BU-437-HY55	573-434	6	6-1/2	0.110	\$4.45
BU-439-HY55	573-435	6-1/2	7	0.110	\$4.56
BU-441-HY55	573-436	7	7-1/2	0.110	\$5.90
BU-443-HY55	573-437	7-1/2	8	0.110	\$4.59



Static Seal



HS Profile




Materials
Head Seal: Polyurethane

Operating Conditions
Temperature: -40° to 250°F
Pressure: 10,000 PSI

Standard AS 568A Polyurethane Static Head Seal designed to replace (1) O-Ring + (1) Backup Ring seal glands. Eliminates warranty issues caused from missing, improperly installed, pinched or blown out Backup Ring. Other material options and sizes may be available. Please contact customer service.

Part Number	Reference	Hardware Dimensions				List Price
		Bore Dia. "D1"	Groove Dia. "d1"	Groove Width "L"	Head Diameter "A"	
000 Series						
HS-039-P92T		2.875	2.775	0.138	2.865	\$6.20
100 Series						
HS-160-P92T		5.437	5.275	0.171	5.430	\$16.67
200 Series						
HS-218-P92T		1.500	1.278	0.208	1.490	\$8.40
HS-222-P92T		1.750	1.528	0.208	1.740	\$8.40
HS-224-P92T	HS568-224	2.000	1.778	0.208	1.990	\$8.40
HS-226-P92T		2.250	2.028	0.208	2.240	\$8.40
HS-227-P92T		2.375	2.153	0.208	2.365	\$8.40
HS-228-P92T	HS568-228	2.500	2.278	0.208	2.490	\$8.40
HS-230-P92T	HS568-230	2.750	2.258	0.208	2.740	\$8.40
HS-232-P92T	HS568-232	3.000	2.778	0.208	2.990	\$8.40
HS-234-P92T	HS568-234	3.250	3.028	0.208	3.240	\$9.12
HS-235-P92T	HS568-235	3.375	3.153	0.208	3.365	\$9.72
HS-236-P92T	HS568-236	3.500	3.278	0.208	3.490	\$9.72
HS-237-P92T		3.625	3.403	0.208	3.622	\$9.96
HS-238-P92T	HS568-238	3.750	3.528	0.208	3.740	\$10.32
HS-239-P92T		3.875	3.653	0.208	3.872	\$10.92
HS-240-P92T	HS568-240	4.000	3.778	0.208	3.990	\$11.76
HS-241-P92T		4.125	3.903	0.208	4.115	\$13.92
HS-242-P92T	HS568-242	4.250	4.028	0.208	4.240	\$12.96
HS-243-P92T		4.375	4.153	0.208	4.365	\$14.76
HS-244-P92T	HS568-244	4.500	4.278	0.208	4.490	\$13.68




Static Seal

HS Profile

Part Number	Reference	Hardware Dimensions				List Price
		Bore Dia. "D1"	Groove Dia. "d1"	Groove Width "L"	Head Diameter "A"	
HS-245-P92T		4.625	4.403	0.208	4.615	\$15.60
HS-246-P92T	HS568-246	4.750	4.528	0.208	4.740	\$14.28
HS-247-P92T		4.875	4.653	0.208		\$15.84
HS-248-P92T	HS568-248	5.000	4.778	0.208	4.990	\$14.64
HS-249-P92T		5.125	4.903	0.208	5.115	\$16.56
HS-250-P92T	HS568-250	5.250	5.028	0.208	5.240	\$16.44
HS-251-P92T	HS568-251	5.375	5.153	0.208	5.365	\$21.24
HS-252-P92T	HS568-252	5.500	5.278	0.208	5.490	\$23.76
HS-253-P92T		5.625	5.403	0.208	5.615	\$26.64
HS-254-P92T	HS568-254	5.750	5.528	0.208	5.740	\$24.84
HS-255-P92T		5.875	5.653	0.208	5.865	\$27.84
HS-256-P92T	HS568-256	6.000	5.778	0.208	5.990	\$25.92
HS-257-P92T		6.125	5.903	0.208	6.115	\$28.08
HS-258-P92T		6.250	6.028	0.208	6.240	\$28.08
HS-259-P92T		6.500	6.278	0.208	6.490	\$28.08
HS-260-P92T		6.750	6.528	0.208	6.740	\$28.80
HS-261-P92T	HS568-261	7.000	6.778	0.208	6.990	\$35.64
HS-262-P92T		7.250	7.028	0.208	7.240	\$39.96
HS-263-P92T		7.500	7.278	0.208	7.490	\$44.40
HS-265-P92T		8.000	7.778	0.208	7.990	\$56.28
300 Series						
HS-268-P92T		8.7500	8.528	8.747	0.208	\$37.08
HS-326-P92T		2.0000	1.660	1.997	0.311	\$8.88
HS-328-P92T		2.2500	1.910	2.247	0.311	\$10.32
HS-330-P92T		2.5000	2.160	2.497	0.311	\$10.32
HS-332-P92T		2.7500	2.410	2.747	0.311	\$11.76
HS-338-P92T	HS568-338	3.500	3.160	0.311	3.488	\$13.08
HS-340-P92T		3.7500	3.410	3.747	0.311	\$14.40
HS-342-P92T	HS568-342	4.000	3.660	0.311	3.988	\$14.40
HS-344-P92T	HS568-344	4.250	3.910	0.311	4.238	\$17.16
HS-346-P92T	HS568-346	4.500	4.160	0.311	4.488	\$18.48
HS-347-P92T		4.625	4.285	0.311	4.613	\$20.64
HS-348-P92T	HS568-348	4.750	4.410	0.311	4.738	\$19.68
HS-350-P92T	HS568-350	5.000	4.660	0.311	4.988	\$20.52
HS-352-P92T	HS568-352	5.250	4.910	0.311	5.238	\$21.72



Static Seal

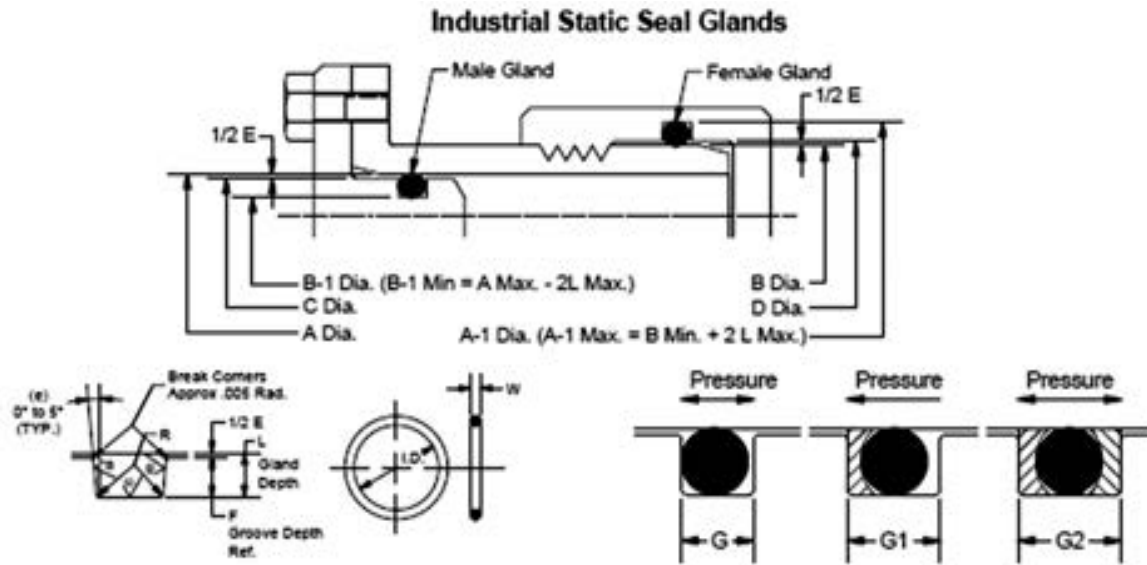


HS Profile

Part Number	Reference	Hardware Dimensions				List Price
		Bore Dia. "D1"	Groove Dia. "d1"	Groove Width "L"	Head Diameter "A"	
HS-353-P92T	HS568-353	5.375	5.035	0.311	5.363	\$22.68
HS-354-P92T	HS568-354	5.500	5.160	0.311	5.488	\$23.76
HS-356-P92T	HS568-356	5.750	5.410	0.311	5.738	\$24.84
HS-358-P92T	HS568-358	6.000	5.660	0.311	5.988	\$25.92
HS-360-P92T	HS568-360	6.250	5.910	0.311	6.238	\$26.76
HS-361-P92T		6.3750	6.035	6.372	0.311	\$30.00
HS-362-P92T		6.6250	6.285	6.622	0.311	\$26.11
HS-366-P92T		7.6250	7.285	7.622	0.311	\$32.41
HS-367-P92T		7.8750	7.535	7.872	0.311	\$34.21
HS-371-P92T		8.8750	8.535	8.872	0.311	\$37.82
HS-427-P92T		5.2500	4.798	5.246	0.408	\$26.41

Appendix A

O-Ring Gland Dimensions



O-Ring Size AS568B	W Cross Section		L Gland Depth	Squeeze		E(a) Diametral Clearance	G-Groove Width			R Groove Radius	Max Eccentricity (b)
	Nominal	Actual		Actual	%		No Backup Ring (G)	One Backup Ring (G1)	Two Backup Rings (G2)		
004 through 050	1/16 (0.0625)	.070 +/- .003	.050 to .052	.015 to .023	22 to 32	.002 to .005	.093 to .098	.138 to .143	.205 to .210	.005 to .015	.002
102 through 178	3/32 (0.09375)	.103 +/- .003	.081 to .083	.017 to .025	17 to 24	.002 to .005	.140 to .145	.171 to .176	.238 to .243	.005 to .015	.002
201 through 284	1/8 (0.125)	.139 +/- .004	.111 to .113	.022 to .032	16 to 23	.003 to .006	.187 to .192	.208 to .213	.275 to .280	.010 to .025	.003
309 through 395	3/16 (0.1875)	.210 +/- .005	.170 to .173	.032 to .045	15 to 21	.003 to .006	.281 to .286	.311 to .316	.410 to .415	.020 to .035	.004
425 through 475	1/4 (0.25)	.275 +/- .006	.226 to .229	.040 to .055	26 to 32	.004 to .007	.375 to .380	.408 to .412	.538 to .543	.020 to .035	.005

Appendix A

O-Ring Gland Dimensions

O-Ring AS 568 Dash No.	Dimensions				A	A-1	Tolerance	B	B-1	Tolerance	C	D	G
	ID	±	W (±.003)	OD	Bore Dia. (Male Gland)	Groove Dia. (Female Gland)	+	Tube OD (Female Gland)	Groove Dia. (Male Gland)	-	Plug Dia. (Male Gland)	Throat Dia. (Female Gland)	Groove Width
001	0.029	0.004	0.040	0.109	+0.002 -0.000	-0.000	+	+0.000 -0.002	+0.000	-	+0.000 -0.001	+0.001 -0.000	+0.005 -0.000
002	0.042	0.004	0.050	0.142	0.138	0.132	0.002	0.053	0.059	0.002	0.136	0.055	0.070
003	0.056	0.004	0.060	0.176	0.172	0.162	0.002	0.067	0.077	0.002	0.170	0.069	0.083
004	0.070	0.005	0.070	0.210	0.206	0.181	0.002	0.081	0.106	0.002	0.204	0.083	0.093
005	0.101	0.005	0.070	0.241	0.237	0.212	0.002	0.112	0.137	0.002	0.235	0.114	0.093
006	0.114	0.005	0.070	0.254	0.250	0.225	0.002	0.125	0.150	0.002	0.248	0.127	0.093
007	0.145	0.005	0.070	0.285	0.281	0.256	0.002	0.156	0.181	0.002	0.279	0.158	0.093
008	0.176	0.005	0.070	0.316	0.312	0.287	0.002	0.187	0.212	0.002	0.310	0.189	0.093
009	0.208	0.005	0.070	0.348	0.343	0.318	0.002	0.218	0.243	0.002	0.341	0.220	0.093
010	0.239	0.005	0.070	0.379	0.375	0.350	0.002	0.250	0.275	0.002	0.373	0.252	0.093
011	0.301	0.005	0.070	0.441	0.437	0.412	0.002	0.312	0.337	0.002	0.435	0.314	0.093
012	0.364	0.005	0.070	0.504	0.500	0.475	0.002	0.375	0.400	0.002	0.498	0.377	0.093
013	0.426	0.005	0.070	0.566	0.562	0.537	0.002	0.437	0.462	0.002	0.560	0.439	0.093
014	0.489	0.005	0.070	0.629	0.625	0.600	0.002	0.500	0.525	0.002	0.623	0.502	0.093
015	0.551	0.007	0.070	0.691	0.687	0.662	0.002	0.562	0.587	0.002	0.685	0.564	0.093
016	0.614	0.009	0.070	0.754	0.750	0.725	0.002	0.625	0.650	0.002	0.748	0.627	0.093
017	0.676	0.009	0.070	0.816	0.812	0.787	0.002	0.687	0.712	0.002	0.810	0.689	0.093
018	0.739	0.009	0.070	0.879	0.875	0.850	0.002	0.750	0.775	0.002	0.873	0.752	0.093
019	0.801	0.009	0.070	0.941	0.937	0.912	0.002	0.812	0.837	0.002	0.935	0.814	0.093
020	0.864	0.009	0.070	1.004	1.000	0.975	0.002	0.875	0.900	0.002	0.998	0.877	0.093
021	0.926	0.009	0.070	1.066	1.062	1.037	0.002	0.937	0.962	0.002	1.060	0.939	0.093
022	0.989	0.010	0.070	1.129	1.125	1.100	0.002	1.000	1.025	0.002	1.123	1.002	0.093
023	1.051	0.010	0.070	1.191	1.187	1.162	0.002	1.062	1.087	0.002	1.185	1.064	0.093
024	1.114	0.010	0.070	1.254	1.250	1.225	0.002	1.125	1.150	0.002	1.248	1.127	0.093
025	1.176	0.011	0.070	1.316	1.312	1.287	0.002	1.187	1.212	0.002	1.310	1.189	0.093
026	1.239	0.011	0.070	1.379	1.375	1.350	0.002	1.250	1.275	0.002	1.373	1.252	0.093
027	1.301	0.011	0.070	1.441	1.437	1.412	0.002	1.312	1.337	0.002	1.435	1.314	0.093
028	1.364	0.013	0.070	1.504	1.500	1.475	0.002	1.375	1.400	0.002	1.498	1.377	0.093
029	1.489	0.013	0.070	1.629	1.625	1.600	0.002	1.500	1.525	0.002	1.623	1.502	0.093
030	1.614	0.013	0.070	1.754	1.750	1.725	0.002	1.625	1.650	0.002	1.748	1.627	0.093
031	1.739	0.015	0.070	1.879	1.875	1.850	0.002	1.750	1.775	0.002	1.873	1.752	0.093
032	1.864	0.015	0.070	2.004	2.000	1.975	0.002	1.875	1.900	0.002	1.998	1.877	0.093

Appendix A (cont.)

O-Ring Gland Dimensions

O-Ring AS 568 Dash No.	Dimensions				A	A-1	Tolerance	B	B-1	Tolerance	C	D	G
	ID	±	W (±.003)	OD	Bore Dia. (Male Gland) +0.002 -0.000	Groove Dia. (Female Gland) -0.000	+	Tube OD (Female Gland) +0.000 -0.002	Groove Dia. (Male Gland) +0.000	-	Plug Dia. (Male Gland) +0.000 -0.001	Throat Dia. (Female Gland) +0.001 -0.000	Groove Width +0.005 -0.000
033	1.989	0.018	0.070	2.129	2.125	2.100	0.002	2.000	2.025	0.002	2.123	2.002	0.093
034	2.114	0.018	0.070	2.254	2.250	2.225	0.002	2.125	2.150	0.002	2.248	2.127	0.093
035	2.239	0.018	0.070	2.379	2.375	2.350	0.002	2.250	2.275	0.002	2.373	2.252	0.093
036	2.364	0.018	0.070	2.504	2.500	2.475	0.002	2.375	2.400	0.002	2.498	2.377	0.093
037	2.489	0.018	0.070	2.629	2.625	2.600	0.002	2.500	2.525	0.002	2.623	2.502	0.093
038	2.614	0.020	0.070	2.754	2.750	2.725	0.002	2.625	2.650	0.002	2.748	2.627	0.093
039	2.739	0.020	0.070	2.879	2.875	2.850	0.002	2.750	2.775	0.002	2.873	2.752	0.093
040	2.864	0.020	0.070	3.004	3.000	2.975	0.002	2.875	2.900	0.002	2.998	2.877	0.093
041	2.989	0.024	0.070	3.129	3.125	3.100	0.002	3.000	3.025	0.002	3.123	3.002	0.093
042	3.239	0.024	0.070	3.379	3.375	3.350	0.002	3.250	3.275	0.002	3.373	3.252	0.093
043	3.489	0.024	0.070	3.629	3.625	3.600	0.002	3.500	3.525	0.002	3.623	3.502	0.093
044	3.739	0.027	0.070	3.879	3.875	3.850	0.002	3.750	3.775	0.002	3.873	3.752	0.093
045	3.989	0.027	0.070	4.129	4.125	4.100	0.002	4.000	4.025	0.002	4.123	4.002	0.093
046	4.239	0.030	0.070	4.379	4.375	4.350	0.002	4.250	4.275	0.002	4.373	4.252	0.093
047	4.489	0.030	0.070	4.629	4.625	4.600	0.002	4.500	4.525	0.002	4.623	4.502	0.093
048	4.739	0.030	0.070	4.879	4.875	4.850	0.002	4.750	4.775	0.002	4.873	4.752	0.093
049	4.989	0.037	0.070	5.129	5.125	5.100	0.002	5.000	5.025	0.002	5.123	5.002	0.093
050	5.239	0.037	0.070	5.379	5.375	5.350	0.002	5.250	5.275	0.002	5.373	5.252	0.093
102	0.049	0.005	0.103	0.255	0.247	0.224	0.002	0.062	0.085	0.002	0.245	0.064	0.140
103	0.081	0.005	0.103	0.287	0.278	0.256	0.002	0.094	0.116	0.002	0.276	0.095	0.140
104	0.112	0.005	0.103	0.318	0.310	0.287	0.002	0.125	0.148	0.002	0.308	0.127	0.140
105	0.143	0.005	0.103	0.349	0.342	0.318	0.002	0.156	0.180	0.002	0.340	0.158	0.140
106	0.174	0.005	0.103	0.380	0.374	0.349	0.002	0.187	0.212	0.002	0.372	0.189	0.140
107	0.206	0.005	0.103	0.412	0.405	0.381	0.002	0.219	0.243	0.002	0.403	0.221	0.140
108	0.237	0.005	0.103	0.443	0.437	0.412	0.002	0.250	0.275	0.002	0.435	0.252	0.140
109	0.299	0.005	0.103	0.505	0.500	0.474	0.002	0.312	0.338	0.002	0.498	0.314	0.140
110	0.362	0.005	0.103	0.568	0.562	0.537	0.002	0.375	0.400	0.002	0.560	0.377	0.140
111	0.424	0.005	0.103	0.630	0.625	0.599	0.002	0.437	0.463	0.002	0.623	0.439	0.140
112	0.487	0.005	0.103	0.693	0.687	0.662	0.002	0.500	0.525	0.002	0.685	0.502	0.140
113	0.549	0.007	0.103	0.755	0.750	0.724	0.002	0.562	0.588	0.002	0.748	0.564	0.140
114	0.612	0.009	0.103	0.818	0.812	0.787	0.002	0.625	0.650	0.002	0.810	0.627	0.140
115	0.674	0.009	0.103	0.880	0.875	0.849	0.002	0.687	0.713	0.002	0.873	0.689	0.140



Appendix A (cont.)

O-Ring Gland Dimensions

O-Ring AS 568 Dash No.	Dimensions				A	A-1	Tolerance	B	B-1	Tolerance	C	D	G
	ID	±	W (±.003)	OD	+0.002 -0.000	-0.000	+	+0.000 -0.002	+0.000	-	+0.000 -0.001	+0.001 -0.000	+0.005 -0.000
116	0.737	0.009	0.103	0.943	0.937	0.912	0.002	0.750	0.775	0.002	0.935	0.752	0.140
117	0.799	0.010	0.103	1.005	1.000	0.974	0.002	0.812	0.838	0.002	0.998	0.814	0.140
118	0.862	0.010	0.103	1.068	1.062	1.037	0.002	0.875	0.900	0.002	1.060	0.877	0.140
119	0.924	0.010	0.103	1.130	1.125	1.099	0.002	0.937	0.963	0.002	1.123	0.939	0.140
120	0.987	0.010	0.103	1.193	1.187	1.162	0.002	1.000	1.025	0.002	1.185	1.002	0.140
121	1.049	0.010	0.103	1.255	1.250	1.224	0.002	1.062	1.088	0.002	1.248	1.064	0.140
122	1.112	0.010	0.103	1.318	1.312	1.287	0.002	1.125	1.150	0.002	1.310	1.127	0.140
123	1.174	0.012	0.103	1.380	1.375	1.349	0.002	1.187	1.213	0.002	1.373	1.189	0.140
124	1.237	0.012	0.103	1.443	1.437	1.412	0.002	1.250	1.275	0.002	1.435	1.252	0.140
125	1.299	0.012	0.103	1.505	1.500	1.474	0.002	1.312	1.338	0.002	1.498	1.314	0.140
126	1.362	0.012	0.103	1.568	1.562	1.537	0.002	1.375	1.400	0.002	1.560	1.377	0.140
127	1.424	0.012	0.103	1.630	1.625	1.599	0.002	1.437	1.463	0.002	1.623	1.439	0.140
128	1.487	0.012	0.103	1.693	1.687	1.662	0.002	1.500	1.525	0.002	1.685	1.502	0.140
129	1.549	0.015	0.103	1.755	1.750	1.724	0.002	1.562	1.588	0.002	1.748	1.564	0.140
130	1.612	0.015	0.103	1.818	1.812	1.787	0.002	1.625	1.650	0.002	1.810	1.627	0.140
131	1.674	0.015	0.103	1.880	1.875	1.849	0.002	1.687	1.713	0.002	1.873	1.689	0.140
132	1.737	0.015	0.103	1.943	1.937	1.912	0.002	1.750	1.775	0.002	1.935	1.752	0.140
133	1.799	0.015	0.103	2.005	2.000	1.974	0.002	1.812	1.838	0.002	1.998	1.814	0.140
134	1.862	0.015	0.103	2.068	2.062	2.037	0.002	1.875	1.900	0.002	2.060	1.877	0.140
135	1.925	0.017	0.103	2.131	2.125	2.099	0.002	1.937	1.963	0.002	2.123	1.939	0.140
136	1.987	0.017	0.103	2.193	2.187	2.162	0.002	2.000	2.025	0.002	2.185	2.002	0.140
137	2.050	0.017	0.103	2.256	2.250	2.224	0.002	2.062	2.088	0.002	2.248	2.064	0.140
138	2.112	0.017	0.103	2.318	2.312	2.287	0.002	2.125	2.150	0.002	2.310	2.127	0.140
139	2.175	0.017	0.103	2.381	2.375	2.349	0.002	2.187	2.213	0.002	2.373	2.189	0.140
140	2.237	0.017	0.103	2.443	2.437	2.412	0.002	2.250	2.275	0.002	2.435	2.252	0.140
141	2.300	0.020	0.103	2.506	2.500	2.474	0.002	2.312	2.338	0.002	2.498	2.315	0.140
142	2.362	0.020	0.103	2.568	2.562	2.537	0.002	2.375	2.400	0.002	2.560	2.377	0.140
143	2.425	0.020	0.103	2.631	2.625	2.599	0.002	2.437	2.463	0.002	2.623	2.439	0.140
144	2.487	0.020	0.103	2.693	2.687	2.662	0.002	2.500	2.525	0.002	2.685	2.502	0.140
145	2.550	0.020	0.103	2.756	2.750	2.724	0.002	2.562	2.588	0.002	2.748	2.564	0.140
146	2.612	0.020	0.103	2.818	2.812	2.787	0.002	2.625	2.650	0.002	2.810	2.627	0.140
147	2.675	0.022	0.103	2.881	2.875	2.849	0.002	2.687	2.713	0.002	2.873	2.689	0.140

Appendix A (cont.)

O-Ring Gland Dimensions

O-Ring AS 568 Dash No.	Dimensions				A	A-1	Tolerance	B	B-1	Tolerance	C	D	G
	ID	±	W (±.003)	OD	Bore Dia. (Male Gland) +0.002 -0.000	Groove Dia. (Female Gland) -0.000	+	Tube OD (Female Gland) +0.000 -0.002	Groove Dia. (Male Gland) +0.000	-	Plug Dia. (Male Gland) +0.000 -0.001	Throat Dia. (Female Gland) +0.001 -0.000	Groove Width +0.005 -0.000
148	2.737	0.022	0.103	2.943	2.937	2.912	0.002	2.750	2.775	0.002	2.935	2.752	0.140
149	2.800	0.022	0.103	3.006	3.000	2.974	0.002	2.812	2.838	0.002	2.998	2.814	0.140
150	2.862	0.022	0.103	3.068	3.062	3.037	0.002	2.875	2.900	0.002	3.060	2.877	0.140
151	2.987	0.024	0.103	3.193	3.187	3.162	0.002	3.000	3.025	0.002	3.185	3.002	0.140
152	3.237	0.024	0.103	3.443	3.437	3.412	0.002	3.250	3.275	0.002	3.435	3.252	0.140
153	3.487	0.024	0.103	3.693	3.687	3.662	0.002	3.500	3.525	0.002	3.685	3.502	0.140
154	3.737	0.028	0.103	3.943	3.937	3.912	0.002	3.750	3.775	0.002	3.935	3.752	0.140
155	3.987	0.028	0.103	4.193	4.187	4.162	0.002	4.000	4.025	0.002	4.185	4.002	0.140
156	4.237	0.030	0.103	4.443	4.437	4.412	0.002	4.250	4.275	0.002	4.435	4.252	0.140
157	4.487	0.030	0.103	4.693	4.687	4.662	0.002	4.500	4.525	0.002	4.685	4.502	0.140
158	4.737	0.030	0.103	4.943	4.937	4.912	0.002	4.750	4.775	0.002	4.935	4.752	0.140
159	4.987	0.035	0.103	5.193	5.187	5.162	0.002	5.000	5.025	0.002	5.185	5.002	0.140
160	5.237	0.035	0.103	5.443	5.437	5.412	0.002	5.250	5.275	0.002	5.435	5.252	0.140
161	5.487	0.035	0.103	5.693	5.687	5.662	0.002	5.500	5.525	0.002	5.685	5.502	0.140
162	5.737	0.035	0.103	5.943	5.937	5.912	0.002	5.750	5.775	0.002	5.935	5.752	0.140
163	5.987	0.035	0.103	6.193	6.187	6.162	0.002	6.000	6.025	0.002	6.185	6.002	0.140
164	6.237	0.040	0.103	6.443	6.437	6.412	0.002	6.250	6.275	0.002	6.435	6.252	0.140
165	6.487	0.040	0.103	6.693	6.687	6.662	0.002	6.500	6.525	0.002	6.685	6.502	0.140
166	6.737	0.040	0.103	6.943	6.937	6.912	0.002	6.750	6.775	0.002	6.935	6.752	0.140
167	6.987	0.040	0.103	7.193	7.187	7.162	0.002	7.000	7.025	0.002	7.185	7.002	0.140
168	7.237	0.045	0.103	7.443	7.437	7.412	0.002	7.250	7.275	0.002	7.435	7.252	0.140
169	7.487	0.045	0.103	7.693	7.687	7.662	0.002	7.500	7.525	0.002	7.685	7.502	0.140
170	7.737	0.045	0.103	7.943	7.937	7.912	0.002	7.750	7.775	0.002	7.935	7.752	0.140
171	7.987	0.045	0.103	8.193	8.187	8.162	0.002	8.000	8.025	0.002	8.185	8.002	0.140
172	8.237	0.050	0.103	8.443	8.437	8.412	0.002	8.250	8.275	0.002	8.435	8.252	0.140
173	8.487	0.050	0.103	8.693	8.687	8.662	0.002	8.500	8.525	0.002	8.685	8.502	0.140
174	8.737	0.050	0.103	8.943	8.937	8.912	0.002	8.750	8.775	0.002	8.935	8.752	0.140
175	8.987	0.050	0.103	9.193	9.187	9.162	0.002	9.000	9.025	0.002	9.185	9.002	0.140
176	9.237	0.055	0.103	9.443	9.437	9.412	0.002	9.250	9.275	0.002	9.435	9.252	0.140
177	9.487	0.055	0.103	9.693	9.687	9.662	0.002	9.500	9.525	0.002	9.685	9.502	0.140
178	9.737	0.055	0.103	9.943	9.937	9.912	0.002	9.750	9.775	0.002	9.935	9.752	0.140



Appendix A (cont.)

O-Ring Gland Dimensions

O-Ring AS 568 Dash No.	Dimensions				A	A-1	Tolerance	B	B-1	Tolerance	C	D	G
	ID	±	W (±.003)	OD	Bore Dia. (Male Gland)	Groove Dia. (Female Gland)		Tube OD (Female Gland)	Groove Dia. (Male Gland)		Plug Dia. (Male Gland)	Throat Dia. (Female Gland)	Groove Width
					+0.002 -0.000	-0.000	+	+0.000 -0.002	+0.000	-	+0.000 -0.001	+0.001 -0.000	+0.005 -0.000
201	0.171	0.005	0.139	0.449	0.437	0.409	0.002	0.187	0.215	0.002	0.434	0.190	0.187
202	0.234	0.005	0.139	0.512	0.500	0.472	0.002	0.250	0.278	0.002	0.497	0.253	0.187
203	0.296	0.005	0.139	0.574	0.562	0.534	0.002	0.312	0.340	0.002	0.559	0.315	0.187
204	0.359	0.005	0.139	0.637	0.625	0.597	0.002	0.375	0.403	0.002	0.622	0.378	0.187
205	0.421	0.005	0.139	0.699	0.687	0.659	0.002	0.437	0.465	0.002	0.684	0.440	0.187
206	0.484	0.005	0.139	0.762	0.750	0.722	0.002	0.500	0.528	0.002	0.747	0.503	0.187
207	0.546	0.007	0.139	0.824	0.812	0.784	0.002	0.562	0.590	0.002	0.809	0.565	0.187
208	0.609	0.009	0.139	0.887	0.875	0.847	0.002	0.625	0.653	0.002	0.872	0.628	0.187
209	0.671	0.009	0.139	0.949	0.937	0.909	0.002	0.687	0.715	0.002	0.934	0.690	0.187
210	0.734	0.010	0.139	1.012	1.000	0.972	0.002	0.750	0.778	0.002	0.997	0.753	0.187
211	0.796	0.010	0.139	1.074	1.062	1.034	0.002	0.812	0.840	0.002	1.059	0.815	0.187
212	0.859	0.010	0.139	1.137	1.125	1.097	0.002	0.875	0.903	0.002	1.122	0.878	0.187
213	0.921	0.010	0.139	1.199	1.187	1.159	0.002	0.937	0.965	0.002	1.184	0.940	0.187
214	0.984	0.010	0.139	1.262	1.250	1.222	0.002	1.000	1.028	0.002	1.247	1.003	0.187
215	1.046	0.010	0.139	1.324	1.312	1.284	0.002	1.062	1.090	0.002	1.309	1.065	0.187
216	1.109	0.012	0.139	1.387	1.375	1.347	0.002	1.125	1.153	0.002	1.372	1.128	0.187
217	1.171	0.012	0.139	1.449	1.437	1.409	0.002	1.187	1.215	0.002	1.434	1.190	0.187
218	1.234	0.012	0.139	1.512	1.500	1.472	0.002	1.250	1.278	0.002	1.497	1.253	0.187
219	1.296	0.012	0.139	1.574	1.562	1.534	0.002	1.312	1.340	0.002	1.559	1.315	0.187
220	1.359	0.012	0.139	1.637	1.625	1.597	0.002	1.375	1.403	0.002	1.622	1.378	0.187
221	1.421	0.012	0.139	1.700	1.687	1.659	0.002	1.437	1.465	0.002	1.684	1.440	0.187
222	1.484	0.015	0.139	1.762	1.750	1.722	0.002	1.500	1.528	0.002	1.747	1.503	0.187
223	1.609	0.015	0.139	1.887	1.875	1.847	0.002	1.625	1.653	0.002	1.872	1.628	0.187
224	1.734	0.015	0.139	2.012	2.000	1.972	0.002	1.750	1.778	0.002	1.997	1.753	0.187
225	1.859	0.015	0.139	2.137	2.125	2.097	0.002	1.875	1.903	0.002	2.122	1.878	0.187
226	1.984	0.018	0.139	2.262	2.250	2.222	0.002	2.000	2.028	0.002	2.247	2.003	0.187
227	2.109	0.018	0.139	2.387	2.375	2.347	0.002	2.125	2.153	0.002	2.372	2.128	0.187
228	2.234	0.020	0.139	2.512	2.500	2.472	0.002	2.250	2.278	0.002	2.497	2.253	0.187
229	2.359	0.020	0.139	2.637	2.625	2.597	0.002	2.375	2.403	0.002	2.622	2.378	0.187
230	2.484	0.020	0.139	2.762	2.750	2.722	0.002	2.500	2.528	0.002	2.747	2.503	0.187
231	2.609	0.020	0.139	2.887	2.875	2.847	0.002	2.625	2.653	0.002	2.872	2.628	0.187
232	2.734	0.024	0.139	3.012	3.000	2.972	0.002	2.750	2.778	0.002	2.997	2.753	0.187

Appendix A (cont.)

O-Ring Gland Dimensions

O-Ring AS 568 Dash No.	Dimensions				A Bore Dia. (Male Gland)	A-1 Groove Dia. (Female Gland)	Tolerance	B Tube OD (Female Gland)	B-1 Groove Dia. (Male Gland)	Tolerance	C Plug Dia. (Male Gland)	D Throat Dia. (Female Gland)	G Groove Width
	ID	±	W (±.003)	OD	+0.002 -0.000	-0.000	+	+0.000 -0.002	+0.000	-	+0.000 -0.001	+0.001 -0.000	+0.005 -0.000
233	2.859	0.024	0.139	3.137	3.125	3.097	0.002	2.875	2.903	0.002	3.122	2.878	0.187
234	2.984	0.024	0.139	3.262	3.250	3.222	0.002	3.000	3.028	0.002	3.247	3.003	0.187
235	3.109	0.024	0.139	3.387	3.375	3.347	0.002	3.125	3.153	0.002	3.372	3.128	0.187
236	3.234	0.024	0.139	3.512	3.500	3.472	0.002	3.250	3.278	0.002	3.497	3.253	0.187
237	3.359	0.024	0.139	3.637	3.625	3.597	0.002	3.375	3.403	0.002	3.622	3.378	0.187
238	3.484	0.024	0.139	3.762	3.750	3.722	0.002	3.500	3.528	0.002	3.747	3.503	0.187
239	3.609	0.028	0.139	3.887	3.875	3.847	0.002	3.625	3.653	0.002	3.872	3.628	0.187
240	3.734	0.028	0.139	4.012	4.000	3.972	0.002	3.750	3.778	0.002	3.997	3.753	0.187
241	3.859	0.028	0.139	4.137	4.125	4.097	0.002	3.875	3.903	0.002	4.122	3.878	0.187
242	3.984	0.028	0.139	4.262	4.250	4.222	0.002	4.000	4.028	0.002	4.247	4.003	0.187
243	4.109	0.028	0.139	4.387	4.375	4.347	0.002	4.125	4.153	0.002	4.372	4.128	0.187
244	4.234	0.030	0.139	4.512	4.500	4.472	0.002	4.250	4.278	0.002	4.497	4.253	0.187
245	4.359	0.030	0.139	4.637	4.625	4.597	0.002	4.375	4.403	0.002	4.622	4.378	0.187
246	4.484	0.030	0.139	4.762	4.750	4.722	0.002	4.500	4.528	0.002	4.747	4.503	0.187
247	4.609	0.030	0.139	4.887	4.875	4.847	0.002	4.625	4.653	0.002	4.872	4.628	0.187
248	4.734	0.030	0.139	5.012	5.000	4.972	0.002	4.750	4.778	0.002	4.997	4.753	0.187
249	4.859	0.035	0.139	5.137	5.125	5.097	0.002	4.875	4.903	0.002	5.122	4.878	0.187
250	4.984	0.035	0.139	5.262	5.250	5.222	0.002	5.000	5.028	0.002	5.247	5.003	0.187
251	5.109	0.035	0.139	5.387	5.375	5.347	0.002	5.125	5.153	0.002	5.372	5.128	0.187
252	5.234	0.035	0.139	5.512	5.500	5.472	0.002	5.250	5.278	0.002	5.497	5.253	0.187
253	5.359	0.035	0.139	5.637	5.625	5.597	0.002	5.375	5.403	0.002	5.622	5.378	0.187
254	5.484	0.035	0.139	5.762	5.750	5.722	0.002	5.500	5.528	0.002	5.747	5.503	0.187
255	5.609	0.035	0.139	5.887	5.875	5.847	0.002	5.625	5.653	0.002	5.872	5.628	0.187
256	5.734	0.035	0.139	6.012	6.000	5.972	0.002	5.750	5.778	0.002	5.997	5.753	0.187
257	5.859	0.035	0.139	6.137	6.125	6.097	0.002	5.875	5.903	0.002	6.122	5.878	0.187
258	5.984	0.035	0.139	6.262	6.250	6.222	0.002	6.000	6.028	0.002	6.247	6.003	0.187
259	6.234	0.040	0.139	6.512	6.500	6.472	0.002	6.250	6.278	0.002	6.497	6.253	0.187
260	6.484	0.040	0.139	6.762	6.750	6.722	0.002	6.500	6.528	0.002	6.747	6.503	0.187
261	6.734	0.040	0.139	7.012	7.000	6.972	0.002	6.750	6.778	0.002	6.997	6.753	0.187
262	6.984	0.040	0.139	7.262	7.250	7.222	0.002	7.000	7.028	0.002	7.247	7.003	0.187
263	7.234	0.045	0.139	7.512	7.500	7.472	0.002	7.250	7.278	0.002	7.497	7.253	0.187
264	7.484	0.045	0.139	7.762	7.750	7.722	0.002	7.500	7.528	0.002	7.747	7.503	0.187



Appendix A (cont.)

O-Ring Gland Dimensions

O-Ring AS 568 Dash No.	Dimensions				A	A-1	Tolerance	B	B-1	Tolerance	C	D	G
	ID	±	W (±.003)	OD	Bore Dia. (Male Gland)	Groove Dia. (Female Gland)		Tube OD (Female Gland)	Groove Dia. (Male Gland)		Plug Dia. (Male Gland)	Throat Dia. (Female Gland)	Groove Width
					+0.002 -0.000	-0.000	+	+0.000 -0.002	+0.000	-	+0.000 -0.001	+0.001 -0.000	+0.005 -0.000
265	7.734	0.045	0.139	8.012	8.000	7.972	0.002	7.750	7.778	0.002	7.997	7.753	0.187
266	7.984	0.045	0.139	8.262	8.250	8.222	0.002	8.000	8.028	0.002	8.247	8.003	0.187
267	8.234	0.050	0.139	8.512	8.500	8.472	0.002	8.250	8.278	0.002	8.497	8.253	0.187
268	8.484	0.050	0.139	8.762	8.750	8.722	0.002	8.500	8.528	0.002	8.747	8.503	0.187
269	8.734	0.050	0.139	9.012	9.000	8.972	0.002	8.750	8.778	0.002	8.997	8.753	0.187
270	8.984	0.050	0.139	9.262	9.250	9.222	0.002	9.000	9.028	0.002	9.247	9.003	0.187
271	9.234	0.055	0.139	9.512	9.500	9.472	0.002	9.250	9.278	0.002	9.497	9.253	0.187
272	9.484	0.055	0.139	9.762	9.750	9.722	0.002	9.500	9.528	0.002	9.747	9.503	0.187
273	9.734	0.055	0.139	10.012	10.000	9.972	0.002	9.750	9.778	0.002	9.997	9.753	0.187
274	9.984	0.055	0.139	10.262	10.250	10.222	0.002	10.000	10.028	0.002	10.247	10.003	0.187
275	10.484	0.055	0.139	10.762	10.750	10.722	0.002	10.500	10.528	0.002	10.747	10.503	0.187
276	10.984	0.065	0.139	11.262	11.250	11.222	0.002	11.000	11.028	0.002	11.247	11.003	0.187
277	11.484	0.065	0.139	11.762	11.750	11.722	0.002	11.500	11.528	0.002	11.747	11.503	0.187
278	11.984	0.065	0.139	12.262	12.250	12.222	0.002	12.000	12.028	0.002	12.247	12.003	0.187
279	12.984	0.065	0.139	13.262	13.250	13.222	0.002	13.000	13.028	0.002	13.247	13.003	0.187
280	13.984	0.065	0.139	14.262	14.250	14.222	0.002	14.000	14.028	0.002	14.247	14.003	0.187
281	14.984	0.065	0.139	15.262	15.250	15.222	0.002	15.000	15.028	0.002	15.247	15.003	0.187
282	15.955	0.075	0.139	16.233	16.250	16.222	0.002	16.000	16.028	0.002	16.247	16.003	0.187
283	16.955	0.080	0.139	17.233	17.250	17.222	0.002	17.000	17.028	0.002	17.247	17.003	0.187
284	17.955	0.085	0.139	18.233	18.250	18.222	0.002	18.000	18.028	0.002	18.247	18.003	0.187

Appendix A (cont.)

O-Ring Gland Dimensions

O-Ring AS 568 Dash No.	Dimensions				A Bore Dia. (Male Gland)	A-1 Groove Dia. (Female Gland)	Tolerance	B Tube OD (Female Gland)	B-1 Groove Dia. (Male Gland)	Tolerance	C Plug Dia. (Male Gland)	D Throat Dia. (Female Gland)	G Groove Width
	ID	±	W (±.003)	OD	+0.002 -0.000	-0.000	+	+0.000 -0.002	+0.000	-	+0.000 -0.001	+0.001 -0.000	+0.005 -0.000
309	0.412	0.005	0.210	0.832	0.812	0.777	0.004	0.437	0.472	0.004	0.809	0.440	0.281
310	0.475	0.005	0.210	0.895	0.875	0.840	0.004	0.500	0.535	0.004	0.872	0.503	0.281
311	0.537	0.007	0.210	0.957	0.937	0.902	0.004	0.562	0.597	0.004	0.934	0.565	0.281
312	0.600	0.009	0.210	1.020	1.000	0.965	0.004	0.625	0.660	0.004	0.997	0.628	0.281
313	0.662	0.009	0.210	1.082	1.062	1.027	0.004	0.687	0.722	0.004	1.059	0.690	0.281
314	0.725	0.010	0.210	1.145	1.125	1.090	0.004	0.750	0.785	0.004	1.122	0.753	0.281
315	0.787	0.010	0.210	1.207	1.187	1.152	0.004	0.812	0.847	0.004	1.184	0.815	0.281
316	0.850	0.010	0.210	1.270	1.250	1.215	0.004	0.875	0.910	0.004	1.247	0.878	0.281
317	0.912	0.010	0.210	1.332	1.312	1.277	0.004	0.937	0.972	0.004	1.309	0.940	0.281
318	0.975	0.010	0.210	1.395	1.375	1.340	0.004	1.000	1.035	0.004	1.372	1.003	0.281
319	1.037	0.010	0.210	1.457	1.437	1.402	0.004	1.062	1.097	0.004	1.434	1.065	0.281
320	1.100	0.012	0.210	1.520	1.500	1.465	0.004	1.125	1.160	0.004	1.497	1.128	0.281
321	1.162	0.012	0.210	1.582	1.562	1.527	0.004	1.187	1.222	0.004	1.559	1.190	0.281
322	1.225	0.012	0.210	1.645	1.625	1.590	0.004	1.250	1.285	0.004	1.622	1.253	0.281
323	1.287	0.012	0.210	1.707	1.687	1.652	0.004	1.312	1.347	0.004	1.684	1.315	0.281
324	1.350	0.012	0.210	1.770	1.750	1.715	0.004	1.375	1.410	0.004	1.747	1.378	0.281
325	1.475	0.015	0.210	1.895	1.875	1.840	0.004	1.500	1.535	0.004	1.872	1.503	0.281
326	1.600	0.015	0.210	2.020	2.000	1.965	0.004	1.625	1.660	0.004	1.997	1.628	0.281
327	1.725	0.015	0.210	2.145	2.125	2.090	0.004	1.750	1.785	0.004	2.122	1.753	0.281
328	1.850	0.015	0.210	2.270	2.250	2.215	0.004	1.875	1.910	0.004	2.247	1.878	0.281
329	1.975	0.018	0.210	2.395	2.375	2.340	0.004	2.000	2.035	0.004	2.372	2.003	0.281
330	2.100	0.018	0.210	2.520	2.500	2.465	0.004	2.125	2.160	0.004	2.497	2.128	0.281
331	2.225	0.018	0.210	2.645	2.625	2.590	0.004	2.250	2.285	0.004	2.622	2.253	0.281
332	2.350	0.018	0.210	2.770	2.750	2.715	0.004	2.375	2.410	0.004	2.747	2.378	0.281
333	2.475	0.020	0.210	2.895	2.875	2.840	0.004	2.500	2.535	0.004	2.872	2.503	0.281
334	2.600	0.020	0.210	3.020	3.000	2.965	0.004	2.625	2.660	0.004	2.997	2.628	0.281
335	2.725	0.020	0.210	3.145	3.125	3.090	0.004	2.750	2.785	0.004	3.122	2.753	0.281
336	2.850	0.020	0.210	3.270	3.250	3.215	0.004	2.875	2.910	0.004	3.247	2.878	0.281
337	2.975	0.024	0.210	3.395	3.375	3.340	0.004	3.000	3.035	0.004	3.372	3.003	0.281
338	3.100	0.024	0.210	3.520	3.500	3.465	0.004	3.125	3.160	0.004	3.497	3.128	0.281
339	3.225	0.024	0.210	3.645	3.625	3.590	0.004	3.250	3.285	0.004	3.622	3.253	0.281
340	3.350	0.024	0.210	3.770	3.750	3.715	0.004	3.375	3.410	0.004	3.747	3.378	0.281

Appendix A (cont.)

O-Ring Gland Dimensions

O-Ring AS 568 Dash No.	Dimensions				A	A-1	Tolerance	B	B-1	Tolerance	C	D	G
	ID	±	W (±.003)	OD	+0.002 -0.000	-0.000	+	+0.000 -0.002	+0.000	-	+0.000 -0.001	+0.001 -0.000	+0.005 -0.000
341	3.475	0.024	0.210	3.895	3.875	3.840	0.004	3.500	3.535	0.004	3.872	3.502	0.281
342	3.600	0.028	0.210	4.020	4.000	3.965	0.004	3.625	3.660	0.004	3.997	3.628	0.281
343	3.725	0.028	0.210	4.145	4.125	4.090	0.004	3.750	3.785	0.004	4.122	3.753	0.281
344	3.850	0.028	0.210	4.270	4.250	4.215	0.004	3.875	3.910	0.004	4.247	3.878	0.281
345	3.975	0.028	0.210	4.395	4.375	4.340	0.004	4.000	4.035	0.004	4.372	4.003	0.281
346	4.100	0.028	0.210	4.520	4.500	4.465	0.004	4.125	4.160	0.004	4.497	4.128	0.281
347	4.225	0.030	0.210	4.645	4.625	4.590	0.004	4.250	4.285	0.004	4.622	4.253	0.281
348	4.350	0.030	0.210	4.770	4.750	4.717	0.004	4.375	4.410	0.004	4.747	4.378	0.281
349	4.475	0.030	0.210	4.895	4.875	4.840	0.004	4.500	4.535	0.004	4.872	4.503	0.281
350	4.600	0.030	0.210	5.020	5.000	4.965	0.004	4.625	4.660	0.004	4.997	4.628	0.281
351	4.725	0.030	0.210	5.145	5.125	5.090	0.004	4.750	4.785	0.004	5.122	4.753	0.281
352	4.850	0.030	0.210	5.270	5.250	5.215	0.004	4.875	4.910	0.004	5.247	4.878	0.281
353	4.975	0.037	0.210	5.395	5.375	5.340	0.004	5.000	5.035	0.004	5.372	5.003	0.281
354	5.100	0.037	0.210	5.520	5.500	5.465	0.004	5.125	5.160	0.004	5.497	5.128	0.281
355	5.225	0.037	0.210	5.645	5.625	5.590	0.004	5.250	5.285	0.004	5.622	5.253	0.281
356	5.350	0.037	0.210	5.770	5.750	5.715	0.004	5.375	5.410	0.004	5.747	5.378	0.281
357	5.475	0.037	0.210	5.895	5.875	5.840	0.004	5.500	5.535	0.004	5.872	5.503	0.281
358	5.600	0.037	0.210	6.020	6.000	5.965	0.004	5.625	5.660	0.004	5.997	5.628	0.281
359	5.725	0.037	0.139	6.145	6.125	6.090	0.004	5.750	5.785	0.004	6.122	5.753	0.281
360	5.850	0.037	0.139	6.270	6.250	6.215	0.004	5.875	5.910	0.004	6.247	5.878	0.281
361	5.975	0.037	0.139	6.395	6.375	6.340	0.004	6.000	6.035	0.004	6.372	6.003	0.281
362	6.225	0.040	0.139	6.645	6.625	6.590	0.004	6.250	6.285	0.004	6.622	6.253	0.281
363	6.475	0.040	0.139	6.895	6.875	6.840	0.004	6.500	6.535	0.004	6.872	6.503	0.281
364	6.725	0.040	0.139	7.145	7.125	7.090	0.004	6.750	6.785	0.004	7.122	6.753	0.281
365	6.975	0.040	0.139	7.395	7.375	7.340	0.004	7.000	7.035	0.004	7.372	7.003	0.281
366	7.225	0.045	0.139	7.645	7.625	7.590	0.004	7.250	7.285	0.004	7.622	7.253	0.281
367	7.475	0.045	0.139	7.895	7.875	7.840	0.004	7.500	7.535	0.004	7.872	7.503	0.281
368	7.725	0.045	0.139	8.145	8.125	8.090	0.004	7.750	7.785	0.004	8.122	7.753	0.281
369	7.975	0.045	0.139	8.395	8.375	8.340	0.004	8.000	8.035	0.004	8.372	8.003	0.281
370	8.225	0.050	0.139	8.645	8.625	8.590	0.004	8.250	8.285	0.004	8.622	8.253	0.281
371	8.475	0.050	0.139	8.895	8.875	8.840	0.004	8.500	8.535	0.004	8.872	8.503	0.281
372	8.725	0.050	0.139	9.145	9.125	9.090	0.004	8.750	8.785	0.004	9.122	8.753	0.281
373	8.975	0.050	0.139	9.395	9.375	9.340	0.004	9.000	9.035	0.004	9.372	9.003	0.281
374	9.225	0.055	0.139	9.645	9.625	9.590	0.004	9.250	9.285	0.004	9.622	9.253	0.281

Appendix A (cont.)

O-Ring Gland Dimensions

O-Ring AS 568 Dash No.	Dimensions				A	A-1	Tolerance	B	B-1	Tolerance	C	D	G
	ID	±	W (±.003)	OD	Bore Dia. (Male Gland)	Groove Dia. (Female Gland)		Tube OD (Female Gland)	Groove Dia. (Male Gland)		Plug Dia. (Male Gland)	Throat Dia. (Female Gland)	Groove Width
					+0.002 -0.000	-0.000	+	+0.000 -0.002	+0.000	-	+0.000 -0.001	+0.001 -0.000	+0.005 -0.000
375	9.475	0.055	0.139	9.895	9.875	9.840	0.004	9.500	9.535	0.004	9.872	9.503	0.281
376	9.725	0.055	0.139	10.145	10.125	10.090	0.004	9.750	9.785	0.004	10.122	9.753	0.281
377	9.975	0.055	0.139	10.395	10.375	10.340	0.004	10.000	10.035	0.004	10.372	10.003	0.281
378	10.475	0.060	0.139	10.895	10.875	10.840	0.004	10.500	10.535	0.004	10.872	10.503	0.281
379	10.975	0.060	0.139	11.395	11.375	11.340	0.004	11.000	11.035	0.004	11.372	11.003	0.281
380	11.475	0.065	0.139	11.895	11.875	11.840	0.004	11.500	11.535	0.004	11.872	11.503	0.281
381	11.975	0.065	0.139	12.395	12.375	12.340	0.004	12.000	12.035	0.004	12.372	12.003	0.281
382	12.975	0.065	0.139	13.395	13.375	13.340	0.004	13.000	13.035	0.004	13.372	13.003	0.281
383	13.975	0.070	0.139	14.395	14.375	14.340	0.004	14.000	14.035	0.004	14.372	14.003	0.281
384	14.975	0.070	0.139	15.395	15.375	15.340	0.004	15.000	15.035	0.004	15.372	15.003	0.281
385	15.955	0.075	0.139	16.375	16.375	16.340	0.004	16.000	16.035	0.004	16.372	16.003	0.281
386	16.955	0.080	0.139	17.375	17.375	17.340	0.004	17.000	17.035	0.004	17.372	17.003	0.281
387	17.955	0.085	0.139	18.375	18.375	18.340	0.004	18.000	18.035	0.004	18.372	18.003	0.281
388	18.955	0.090	0.139	19.373	19.375	19.340	0.004	19.000	19.035	0.004	19.372	19.003	0.281
389	19.955	0.095	0.139	20.373	20.375	20.340	0.004	20.000	20.035	0.004	20.372	20.003	0.281
390	20.955	±.095	0.210	±.005	21.375	21.340	0.004	21.000	21.035	0.004	21.372	21.003	0.281
391	21.955	0.100	0.139	22.373	22.375	22.340	0.004	22.000	22.035	0.004	22.372	22.003	0.281
392	22.940	0.105	0.139	23.360	23.375	23.340	0.004	23.000	23.035	0.004	23.372	23.003	0.281
393	23.940	0.110	0.139	24.360	24.375	24.340	0.004	24.000	24.035	0.004	24.372	24.003	0.281
394	24.940	0.115	0.139	25.360	25.375	25.340	0.004	25.000	25.035	0.004	25.372	25.003	0.281
395	25.940	0.120	0.139	26.360	26.375	26.340	0.004	26.000	26.035	0.004	26.372	26.003	0.281

Appendix A (cont.)

O-Ring Gland Dimensions

O-Ring AS 568 Dash No.	Dimensions				A	A-1	Tolerance	B	B-1	Tolerance	C	D	G
	ID	±	W (±.003)	OD	+0.002 -0.000	-0.000	+	+0.000 -0.002	+0.000	-	+0.000 -0.001	+0.001 -0.000	+0.005 -0.000
425	4.475	0.033	0.275	5.025	5.000	4.952	0.004	4.500	4.548	0.004	4.996	4.504	0.375
426	4.600	0.033	0.275	5.150	5.125	5.077	0.004	4.625	4.673	0.004	5.121	4.629	0.375
427	4.725	0.033	0.275	5.275	5.250	5.202	0.004	4.750	4.798	0.004	5.246	4.754	0.375
428	4.850	0.033	0.275	5.400	5.375	5.327	0.004	4.875	4.923	0.004	5.371	4.879	0.375
429	4.975	0.037	0.275	5.525	5.500	5.452	0.004	5.000	5.048	0.004	5.496	5.004	0.375
430	5.100	0.037	0.275	5.650	5.625	5.577	0.004	5.125	5.173	0.004	5.621	5.129	0.375
431	5.225	0.037	0.275	5.775	5.750	5.702	0.004	5.250	5.298	0.004	5.746	5.254	0.375
432	5.350	0.037	0.275	5.900	5.875	5.827	0.004	5.375	5.423	0.004	5.871	5.379	0.375
433	5.475	0.037	0.275	6.025	6.000	5.952	0.004	5.500	5.548	0.004	5.996	5.504	0.375
434	5.600	0.037	0.275	6.150	6.125	6.077	0.004	5.625	5.673	0.004	6.121	5.629	0.375
435	5.725	0.037	0.275	6.275	6.250	6.202	0.004	5.750	5.798	0.004	6.246	5.754	0.375
436	5.850	0.037	0.275	6.400	6.375	6.327	0.004	5.875	5.923	0.004	6.371	5.879	0.375
437	5.975	0.037	0.275	6.525	6.500	6.452	0.004	6.000	6.048	0.004	6.496	6.004	0.375
438	6.225	0.040	0.275	6.775	6.750	6.702	0.004	6.250	6.298	0.004	6.746	6.254	0.375
439	6.475	0.040	0.275	7.025	7.000	6.952	0.004	6.500	6.548	0.004	6.996	6.504	0.375
440	6.725	0.040	0.275	7.275	7.250	7.202	0.004	6.750	6.798	0.004	7.246	6.754	0.375
441	6.975	0.040	0.275	7.525	7.500	7.452	0.004	7.000	7.048	0.004	7.496	7.004	0.375
442	7.225	0.045	0.275	7.775	7.750	7.702	0.004	7.250	7.298	0.004	7.746	7.254	0.375
443	7.475	0.045	0.275	8.025	8.000	7.952	0.004	7.500	7.548	0.004	7.996	7.504	0.375
444	7.725	0.045	0.275	8.275	8.250	8.202	0.004	7.750	7.798	0.004	8.246	7.754	0.375
445	7.975	0.045	0.275	8.525	8.500	8.452	0.004	8.000	8.048	0.004	8.496	8.004	0.375
446	8.475	0.055	0.275	9.025	9.000	8.952	0.004	8.500	8.548	0.004	8.996	8.504	0.375
447	8.975	0.055	0.275	9.525	9.500	9.452	0.004	9.000	9.048	0.004	9.496	9.004	0.375
448	9.475	0.055	0.275	10.025	10.000	9.952	0.004	9.500	9.548	0.004	9.996	9.504	0.375
449	9.975	0.055	0.275	10.525	10.500	10.452	0.004	10.000	10.048	0.004	10.496	10.000	0.375
450	10.475	0.060	0.275	11.025	11.000	10.952	0.004	10.500	10.548	0.004	10.996	10.504	0.375
451	10.975	0.060	0.275	11.525	11.500	11.452	0.004	11.000	11.048	0.004	11.496	11.004	0.375
452	11.475	0.060	0.275	12.025	12.000	11.952	0.004	11.500	11.548	0.004	11.996	11.504	0.375
453	11.975	0.060	0.275	12.525	12.500	12.452	0.004	12.000	12.048	0.004	12.496	12.004	0.375
454	12.475	0.060	0.275	13.025	13.000	12.952	0.004	12.500	12.548	0.004	12.996	12.504	0.375
455	12.975	0.060	0.275	13.525	13.500	13.452	0.004	13.000	13.048	0.004	13.496	13.004	0.375
456	13.475	0.070	0.275	14.025	14.000	13.952	0.004	13.500	13.548	0.004	13.996	13.504	0.375

Appendix A (cont.)

O-Ring Gland Dimensions

O-Ring AS 568 Dash No.	Dimensions				A	A-1	Tolerance	B	B-1	Tolerance	C	D	G
	ID	±	W (±.003)	OD	Bore Dia. (Male Gland)	Groove Dia. (Female Gland)		Tube OD (Female Gland)	Groove Dia. (Male Gland)		Plug Dia. (Male Gland)	Throat Dia. (Female Gland)	Groove Width
					+0.002 -0.000	-0.000	+	+0.000 -0.002	+0.000	-	+0.000 -0.001	+0.001 -0.000	+0.005 -0.000
457	13.975	0.070	0.275	14.525	14.500	14.452	0.004	14.000	14.048	0.004	14.496	14.004	0.375
458	14.475	0.070	0.275	15.025	15.000	14.952	0.004	14.500	14.548	0.004	14.996	14.504	0.375
459	14.975	0.070	0.275	15.525	15.500	15.452	0.004	15.000	15.048	0.004	15.496	15.004	0.375
460	15.475	0.070	0.275	16.025	16.000	15.952	0.004	15.500	15.548	0.004	15.996	15.504	0.375
461	15.955	0.075	0.275	16.505	16.500	16.452	0.004	16.000	16.048	0.004	16.496	16.004	0.375
462	16.455	0.075	0.275	17.005	17.000	16.952	0.004	16.500	16.548	0.004	16.996	16.504	0.375
463	16.955	0.080	0.275	17.505	17.500	17.452	0.004	17.000	17.048	0.004	17.496	17.004	0.375
464	17.455	0.085	0.275	18.005	18.000	17.952	0.004	17.500	17.548	0.004	17.996	17.504	0.375
465	17.955	0.085	0.275	18.505	18.500	18.452	0.004	18.000	18.048	0.004	18.496	18.004	0.375
466	18.455	0.085	0.275	19.005	19.000	18.952	0.004	18.500	18.548	0.004	18.996	18.504	0.375
467	18.955	0.090	0.275	19.505	19.500	19.452	0.004	19.000	19.048	0.004	19.496	19.004	0.375
468	19.455	0.090	0.275	20.005	20.000	19.952	0.004	19.500	19.548	0.004	19.996	19.504	0.375
469	19.955	0.095	0.275	20.505	20.500	20.452	0.004	20.000	20.048	0.004	20.496	20.004	0.375
470	20.955	0.095	0.275	21.505	21.500	21.452	0.004	21.000	21.048	0.004	21.496	21.004	0.375
471	21.955	0.100	0.275	22.505	22.500	22.452	0.004	22.000	22.048	0.004	22.496	22.004	0.375
472	22.940	0.105	0.275	23.490	23.500	23.452	0.004	23.000	23.048	0.004	23.496	23.004	0.375
473	23.940	0.110	0.275	24.490	24.500	24.452	0.004	24.000	24.048	0.004	24.496	24.004	0.375
474	24.940	0.115	0.275	25.490	25.500	25.452	0.004	25.000	25.048	0.004	25.496	25.004	0.375
475	25.940	0.120	0.275	26.490	26.500	26.452	0.004	26.000	26.048	0.004	26.496	26.004	0.375

Appendix B

AS 568 Dash No. (2-XXX Series)	Nominal O-Ring Size (Reference Only)			Actual O-Ring Size per AS 568A							
				Dimensions are in Inch				Dimensions are in Millimeters			
	ID	OD	W	ID	Tolerance (±)	W	Tolerance (±)	ID	Tolerance (±)	W	Tolerance (±)
-001	1/32	3/32	1/32	0.029	0.004	0.040	0.003	0,74	0,10	1,02	0,08
-002	3/64	9/64	3/64	0.042	0.004	0.050	0.003	1,07	0,10	1,27	0,08
-003	1/16	3/16	1/16	0.056	0.004	0.060	0.003	1,42	0,10	1,52	0,08
-004	5/64	13/64	1/16	0.070	0.005	0.070	0.003	1,78	0,13	1,78	0,08
-005	3/32	7/32	1/16	0.101	0.005	0.070	0.003	2,57	0,13	1,78	0,08
-006	1/8	1/4	1/16	0.114	0.005	0.070	0.003	2,90	0,13	1,78	0,08
-007	5/32	9/32	1/16	0.145	0.005	0.070	0.003	3,68	0,13	1,78	0,08
-008	3/16	5/16	1/16	0.176	0.005	0.070	0.003	4,47	0,13	1,78	0,08
-009	7/32	11/32	1/16	0.208	0.005	0.070	0.003	5,28	0,13	1,78	0,08
-010	1/4	3/8	1/16	0.239	0.005	0.070	0.003	6,07	0,13	1,78	0,08
-011	5/16	7/16	1/16	0.301	0.005	0.070	0.003	7,65	0,13	1,78	0,08
-012	3/8	1/2	1/16	0.364	0.005	0.070	0.003	9,25	0,13	1,78	0,08
-013	7/16	9/16	1/16	0.426	0.005	0.070	0.003	10,82	0,13	1,78	0,08
-014	1/2	5/8	1/16	0.489	0.005	0.070	0.003	12,42	0,18	1,78	0,08
-015	9/16	11/16	1/16	0.551	0.007	0.070	0.003	14,00	0,23	1,78	0,08
-016	5/8	3/4	1/16	0.614	0.009	0.070	0.003	15,60	0,23	1,78	0,08
-017	11/16	13/16	1/16	0.676	0.009	0.070	0.003	17,17	0,23	1,78	0,08
-018	3/4	7/8	1/16	0.739	0.009	0.070	0.003	18,77	0,23	1,78	0,08
-019	13/16	15/16	1/16	0.801	0.009	0.070	0.003	20,35	0,23	1,78	0,08
-020	7/8	1	1/16	0.864	0.009	0.070	0.003	21,95	0,23	1,78	0,08
-021	15/16	1 1/16	1/16	0.926	0.009	0.070	0.003	23,52	0,23	1,78	0,08
-022	1	1 1/8	1/16	0.989	0.010	0.070	0.003	25,12	0,25	1,78	0,08
-023	1 1/16	1 3/16	1/16	1.051	0.010	0.070	0.003	26,70	0,25	1,78	0,08
-024	1 1/8	1 1/4	1/16	1.114	0.010	0.070	0.003	28,30	0,25	1,78	0,08
-025	1 3/16	1 5/16	1/16	1.176	0.011	0.070	0.003	29,87	0,28	1,78	0,08
-026	1 1/4	1 3/8	1/16	1.239	0.011	0.070	0.003	31,47	0,28	1,78	0,08
-027	1 5/16	1 7/16	1/16	1.301	0.011	0.070	0.003	33,05	0,28	1,78	0,08
-028	1 3/8	1 1/2	1/16	1.364	0.013	0.070	0.003	34,65	0,33	1,78	0,08
-029	1 1/2	1 5/8	1/16	1.489	0.013	0.070	0.003	37,82	0,33	1,78	0,08
-030	1 5/8	1 3/4	1/16	1.614	0.013	0.070	0.003	41,00	0,33	1,78	0,08
-031	1 3/4	1 7/8	1/16	1.739	0.015	0.070	0.003	44,17	0,38	1,78	0,08
-032	1 7/8	2	1/16	1.864	0.015	0.070	0.003	47,35	0,38	1,78	0,08
-033	2	2 1/8	1/16	1.989	0.018	0.070	0.003	50,52	0,46	1,78	0,08
-034	2 1/8	2 1/4	1/16	2.114	0.018	0.070	0.003	53,70	0,46	1,78	0,08
-035	2 1/4	2 3/8	1/16	2.239	0.018	0.070	0.003	56,87	0,46	1,78	0,08
-036	2 3/8	2 1/2	1/16	2.364	0.018	0.070	0.003	60,05	0,46	1,78	0,08
-037	2 1/2	2 5/8	1/16	2.489	0.018	0.070	0.003	63,22	0,46	1,78	0,08
-038	2 5/8	2 3/4	1/16	2.614	0.020	0.070	0.003	66,40	0,51	1,78	0,08

Appendix B (cont.)

O-Ring Sizes

AS 568 Dash No. (2-XXX Series)	Nominal O-Ring Size (Reference Only)			Actual O-Ring Size per AS 568A							
				Dimensions are in Inch				Dimensions are in Millimeters			
	ID	OD	W	ID	Tolerance (±)	W	Tolerance (±)	ID	Tolerance (±)	W	Tolerance (±)
-039	2 3/4	2 7/8	1/16	2.739	0.020	0.070	0.003	69,57	0,51	1,78	0,08
-040	2 7/8	3	1/16	2.864	0.020	0.070	0.003	72,75	0,51	1,78	0,08
-041	3	3 1/8	1/16	2.989	0.024	0.070	0.003	75,92	0,61	1,78	0,08
-042	3 1/4	3 3/8	1/16	3.239	0.024	0.070	0.003	82,27	0,61	1,78	0,08
-043	3 1/2	3 5/8	1/16	3.489	0.024	0.070	0.003	88,62	0,61	1,78	0,08
-044	3 3/4	3 7/8	1/16	3.739	0.027	0.070	0.003	94,97	0,69	1,78	0,08
-045	4	4 1/8	1/16	3.989	0.027	0.070	0.003	101,32	0,69	1,78	0,08
-046	4 1/4	4 3/8	1/16	4.239	0.030	0.070	0.003	107,67	0,76	1,78	0,08
-047	4 1/2	4 5/8	1/16	4.489	0.030	0.070	0.003	114,02	0,76	1,78	0,08
-048	4 3/4	4 7/8	1/16	4.739	0.030	0.070	0.003	120,37	0,76	1,78	0,08
-049	5	5 1/8	1/16	4.989	0.037	0.070	0.003	126,72	0,94	1,78	0,08
-050	5 1/4	5 3/8	1/16	5.239	0.037	0.070	0.003	133,07	0,94	1,78	0,08
-102	1/16	1/4	3/32	0.049	0.005	0.103	0.003	1,24	0,13	2,62	0,08
-103	3/32	9/32	3/32	0.081	0.005	0.103	0.003	2,06	0,13	2,62	0,08
-104	1/8	5/16	3/32	0.112	0.005	0.103	0.003	2,84	0,13	2,62	0,08
-105	5/32	11/32	3/32	0.143	0.005	0.103	0.003	3,63	0,13	2,62	0,08
-106	3/16	3/8	3/32	0.174	0.005	0.103	0.003	4,42	0,13	2,62	0,08
-107	7/32	13/32	3/32	0.206	0.005	0.103	0.003	5,23	0,13	2,62	0,08
-108	1/4	7/16	3/32	0.237	0.005	0.103	0.003	6,02	0,13	2,62	0,08
-109	5/16	1/2	3/32	0.299	0.005	0.103	0.003	7,59	0,13	2,62	0,08
-110	3/8	9/16	3/32	0.362	0.005	0.103	0.003	9,19	0,13	2,62	0,08
-111	7/16	5/8	3/32	0.424	0.005	0.103	0.003	10,77	0,13	2,62	0,08
-112	1/2	11/16	3/32	0.487	0.005	0.103	0.003	12,37	0,13	2,62	0,08
-113	9/16	3/4	3/32	0.549	0.005	0.103	0.003	13,94	0,18	2,62	0,08
-114	5/8	13/16	3/32	0.612	0.009	0.103	0.003	15,54	0,23	2,62	0,08
-115	11/16	7/8	3/32	0.674	0.009	0.103	0.003	17,12	0,23	2,62	0,08
-116	3/4	15/16	3/32	0.737	0.009	0.103	0.003	18,72	0,23	2,62	0,08
-117	13/16	1	3/32	0.799	0.010	0.103	0.003	20,30	0,25	2,62	0,08
-118	7/8	1 1/16	3/32	0.862	0.010	0.103	0.003	21,89	0,25	2,62	0,08
-119	15/16	1 1/8	3/32	0.924	0.010	0.103	0.003	23,47	0,25	2,62	0,08
-120	1	1 3/16	3/32	0.987	0.010	0.103	0.003	25,07	0,25	2,62	0,08
-121	1 1/16	1 1/4	3/32	1.049	0.010	0.103	0.003	26,64	0,25	2,62	0,08
-122	1 1/8	1 5/16	3/32	1.112	0.010	0.103	0.003	28,24	0,25	2,62	0,08
-123	1 3/16	1 3/8	3/32	1.174	0.012	0.103	0.003	29,82	0,30	2,62	0,08
-124	1 1/4	1 7/16	3/32	1.237	0.012	0.103	0.003	31,42	0,30	2,62	0,08
-125	1 5/16	1 1/2	3/32	1.299	0.012	0.103	0.003	32,99	0,30	2,62	0,08
-126	1 3/8	1 9/16	3/32	1.362	0.012	0.103	0.003	34,59	0,30	2,62	0,08
-127	1 7/16	1 5/8	3/32	1.424	0.012	0.103	0.003	36,17	0,30	2,62	0,08



Appendix B (cont.)

AS 568 Dash No. (2-XXX Series)	Nominal O-Ring Size (Reference Only)			Actual O-Ring Size per AS 568A							
				Dimensions are in Inch				Dimensions are in Millimeters			
	ID	OD	W	ID	Tolerance (±)	W	Tolerance (±)	ID	Tolerance (±)	W	Tolerance (±)
-128	1 1/2	1 11/16	3/32	1.487	0.012	0.103	0.003	37,77	0,30	2,62	0,08
-129	1 9/16	1 3/4	3/32	1.549	0.015	0.103	0.003	39,34	0,38	2,62	0,08
-130	1 5/8	1 13/16	3/32	1.612	0.015	0.103	0.003	40,94	0,38	2,62	0,08
-131	1 11/16	1 7/8	3/32	1.674	0.015	0.103	0.003	42,52	0,38	2,62	0,08
-132	1 3/4	1 15/16	3/32	1.737	0.015	0.103	0.003	44,12	0,38	2,62	0,08
-133	1 13/16	2	3/32	1.799	0.015	0.103	0.003	45,69	0,38	2,62	0,08
-134	1 7/8	2 1/16	3/32	1.862	0.015	0.103	0.003	47,29	0,38	2,62	0,08
-135	1 15/16	2 1/8	3/32	1.925	0.017	0.103	0.003	48,90	0,43	2,62	0,08
-136	2	2 3/16	3/32	1.987	0.017	0.103	0.003	50,47	0,43	2,62	0,08
-137	2 1/16	2 1/4	3/32	2.050	0.017	0.103	0.003	52,07	0,43	2,62	0,08
-138	2 1/8	2 5/16	3/32	2.112	0.017	0.103	0.003	53,64	0,43	2,62	0,08
-139	2 3/16	2 3/8	3/32	2.175	0.017	0.103	0.003	55,25	0,43	2,62	0,08
-140	2 1/4	2 7/16	3/32	2.237	0.017	0.103	0.003	56,82	0,43	2,62	0,08
-141	2 5/16	2 1/2	3/32	2.300	0.020	0.103	0.003	58,42	0,51	2,62	0,08
-142	2 3/8	2 9/16	3/32	2.362	0.020	0.103	0.003	59,99	0,51	2,62	0,08
-143	2 7/16	2 5/8	3/32	2.425	0.020	0.103	0.003	61,60	0,51	2,62	0,08
-144	2 1/2	2 11/16	3/32	2.487	0.020	0.103	0.003	63,17	0,51	2,62	0,08
-145	2 9/16	2 3/4	3/32	2.550	0.020	0.103	0.003	64,77	0,51	2,62	0,08
-146	2 5/8	2 13/16	3/32	2.612	0.020	0.103	0.003	66,34	0,51	2,62	0,08
-147	2 11/16	2 7/8	3/32	2.675	0.022	0.103	0.003	67,95	0,56	2,62	0,08
-148	2 3/4	2 15/16	3/32	2.737	0.022	0.103	0.003	69,52	0,56	2,62	0,08
-149	2 13/16	3	3/32	2.800	0.022	0.103	0.003	71,12	0,56	2,62	0,08
-150	2 7/8	3 1/16	3/32	2.862	0.022	0.103	0.003	72,69	0,56	2,62	0,08
-151	3	3 3/16	3/32	2.987	0.024	0.103	0.003	75,87	0,61	2,62	0,08
-152	3 1/4	3 7/16	3/32	3.237	0.024	0.103	0.003	82,22	0,61	2,62	0,08
-153	3 1/2	3 11/16	3/32	3.487	0.024	0.103	0.003	88,57	0,61	2,62	0,08
-154	3 3/4	3 15/16	3/32	3.737	0.028	0.103	0.003	94,92	0,71	2,62	0,08
-155	4	4 3/16	3/32	3.987	0.028	0.103	0.003	101,27	0,71	2,62	0,08
-156	4 1/4	4 7/16	3/32	4.237	0.030	0.103	0.003	107,62	0,76	2,62	0,08
-157	4 1/2	4 11/16	3/32	4.487	0.030	0.103	0.003	113,97	0,76	2,62	0,08
-158	4 3/4	4 15/16	3/32	4.737	0.030	0.103	0.003	120,32	0,76	2,62	0,08
-159	5	5 3/16	3/32	4.987	0.035	0.103	0.003	126,67	0,89	2,62	0,08
-160	5 1/4	5 7/16	3/32	5.237	0.035	0.103	0.003	133,02	0,89	2,62	0,08
-161	5 1/2	5 11/16	3/32	5.487	0.035	0.103	0.003	139,37	0,89	2,62	0,08
-162	5 3/4	5 15/16	3/32	5.737	0.035	0.103	0.003	145,72	0,89	2,62	0,08
-163	6	6 3/16	3/32	5.987	0.035	0.103	0.003	152,07	0,89	2,62	0,08
-164	6 1/4	6 7/16	3/32	6.237	0.040	0.103	0.003	158,42	1,02	2,62	0,08
-165	6 1/2	6 11/16	3/32	6.487	0.040	0.103	0.003	164,77	1,02	2,62	0,08

Appendix B (cont.)

AS 568 Dash No. (2-XXX Series)	Nominal O-Ring Size (Reference Only)			Actual O-Ring Size per AS 568A							
				Dimensions are in Inch				Dimensions are in Millimeters			
	ID	OD	W	ID	Tolerance (±)	W	Tolerance (±)	ID	Tolerance (±)	W	Tolerance (±)
-166	6 3/4	6 15/16	3/32	6.737	0.040	0.103	0.003	171,12	1,02	2,62	0,08
-167	7	7 3/16	3/32	6.987	0.040	0.103	0.003	177,47	1,02	2,62	0,08
-168	7 1/4	7 7/16	3/32	7.237	0.045	0.103	0.003	183,82	1,14	2,62	0,08
-169	7 1/2	7 11/16	3/32	7.487	0.045	0.103	0.003	190,17	1,14	2,62	0,08
-170	7 3/4	7 15/16	3/32	7.737	0.045	0.103	0.003	196,52	1,14	2,62	0,08
-171	8	8 3/16	3/32	7.987	0.045	0.103	0.003	202,87	1,14	2,62	0,08
-172	8 1/4	8 7/16	3/32	8.237	0.050	0.103	0.003	209,22	1,27	2,62	0,08
-173	8 1/2	8 11/16	3/32	8.487	0.050	0.103	0.003	215,57	1,27	2,62	0,08
-174	8 3/4	8 15/16	3/32	8.737	0.050	0.103	0.003	221,92	1,27	2,62	0,08
-175	9	9 3/16	3/32	8.987	0.050	0.103	0.003	228,27	1,27	2,62	0,08
-176	9 1/4	9 7/16	3/32	9.237	0.055	0.103	0.003	234,62	1.40	2,62	0,08
-177	9 1/2	9 11/16	3/32	9.487	0.055	0.103	0.003	240,97	1.40	2,62	0,08
-178	9 3/4	9 15/16	3/32	9.737	0.055	0.103	0.003	247,32	1.40	2,62	0,08
-201	3/16	7/16	1/8	0.171	0.005	0.139	0.004	4,34	0,13	3,53	0,10
-202	1/4	1/2	1/8	0.234	0.005	0.139	0.004	5,94	0,13	3,53	0,10
-203	5/16	9/16	1/8	0.296	0.005	0.139	0.004	7,52	0,13	3,53	0,10
-204	3/8	5/8	1/8	0.359	0.005	0.139	0.004	9,12	0,13	3,53	0,10
-205	7/16	11/16	1/8	0.421	0.005	0.139	0.004	10,69	0,13	3,53	0,10
-206	1/2	3/4	1/8	0.484	0.005	0.139	0.004	12,29	0,13	3,53	0,10
-207	9/16	13/16	1/8	0.546	0.007	0.139	0.004	13,87	0,18	3,53	0,10
-208	5/8	7/8	1/8	0.609	0.009	0.139	0.004	15,47	0,23	3,53	0,10
-209	11/16	15/16	1/8	0.671	0.009	0.139	0.004	17,04	0,23	3,53	0,10
-210	3/4	1	1/8	0.734	0.010	0.139	0.004	18,64	0,25	3,53	0,10
-211	13/16	1 1/16	1/8	0.796	0.010	0.139	0.004	20,22	0,25	3,53	0,10
-212	7/8	1 1/8	1/8	0.859	0.010	0.139	0.004	21,82	0,25	3,53	0,10
-213	15/16	1 3/16	1/8	0.921	0.010	0.139	0.004	23,39	0,25	3,53	0,10
-214	1	1 1/4	1/8	0.984	0.010	0.139	0.004	24,99	0,25	3,53	0,10
-215	1 1/16	1 5/16	1/8	1.046	0.010	0.139	0.004	26,57	0,25	3,53	0,10
-216	1 1/8	1 3/8	1/8	1.109	0.012	0.139	0.004	28,17	0,30	3,53	0,10
-217	1 3/16	1 7/16	1/8	1.171	0.012	0.139	0.004	29,74	0,30	3,53	0,10
-218	1 1/4	1 1/2	1/8	1.234	0.012	0.139	0.004	31,34	0,30	3,53	0,10
-219	1 5/16	1 9/16	1/8	1.296	0.012	0.139	0.004	32,92	0,30	3,53	0,10
-220	1 3/8	1 5/8	1/8	1.359	0.012	0.139	0.004	34,52	0,30	3,53	0,10
-221	1 7/16	1 11/16	1/8	1.421	0.012	0.139	0.004	36,09	0,30	3,53	0,10
-222	1 1/2	1 3/4	1/8	1.484	0.015	0.139	0.004	37,69	0,38	3,53	0,10
-223	1 5/8	1 7/8	1/8	1.609	0.015	0.139	0.004	40,87	0,38	3,53	0,10
-224	1 3/4	2	1/8	1.734	0.015	0.139	0.004	44,04	0,38	3,53	0,10
-225	1 7/8	2 1/8	1/8	1.859	0.018	0.139	0.004	47,22	0,46	3,53	0,10



Appendix B (cont.)

AS 568 Dash No. (2-XXX Series)	Nominal O-Ring Size (Reference Only)			Actual O-Ring Size per AS 568A							
				Dimensions are in Inch				Dimensions are in Millimeters			
	ID	OD	W	ID	Tolerance (±)	W	Tolerance (±)	ID	Tolerance (±)	W	Tolerance (±)
-226	2	2 1/4	1/8	1.984	0.018	0.139	0.004	50,39	0,46	3,53	0,10
-227	2 1/16	2 5/16	1/8	2.109	0.018	0.139	0.004	53,57	0,46	3,53	0,10
-228	2 1/4	2 1/2	1/8	2.234	0.020	0.139	0.004	56,74	0,51	3,53	0,10
-229	2 3/8	2 5/8	1/8	2.359	0.020	0.139	0.004	59,92	0,51	3,53	0,10
-230	2 1/2	2 3/4	1/8	2.484	0.020	0.139	0.004	63,09	0,51	3,53	0,10
-231	2 5/8	2 7/8	1/8	2.609	0.020	0.139	0.004	66,27	0,51	3,53	0,10
-232	2 3/4	3	1/8	2.734	0.024	0.139	0.004	69,44	0,61	3,53	0,10
-233	2 7/8	3 1/8	1/8	2.859	0.024	0.139	0.004	72,62	0,61	3,53	0,10
-234	3	3 1/4	1/8	2.984	0.024	0.139	0.004	75,79	0,61	3,53	0,10
-235	3 1/8	3 3/8	1/8	3.109	0.024	0.139	0.004	78,97	0,61	3,53	0,10
-236	3 1/4	3 1/2	1/8	3.234	0.024	0.139	0.004	82,14	0,61	3,53	0,10
-237	3 3/8	3 5/8	1/8	3.359	0.024	0.139	0.004	85,32	0,61	3,53	0,10
-238	3 1/2	3 3/4	1/8	3.484	0.024	0.139	0.004	88,49	0,61	3,53	0,10
-239	3 5/8	3 7/8	1/8	3.609	0.028	0.139	0.004	91,67	0,71	3,53	0,10
-240	3 3/4	4	1/8	3.734	0.028	0.139	0.004	94,84	0,71	3,53	0,10
-241	3 7/8	4 1/8	1/8	3.859	0.028	0.139	0.004	98,02	0,71	3,53	0,10
-242	4	4 1/4	1/8	3.984	0.028	0.139	0.004	101,19	0,71	3,53	0,10
-243	4 1/8	4 3/8	1/8	4.109	0.028	0.139	0.004	104,37	0,71	3,53	0,10
-244	4 1/4	4 1/2	1/8	4.234	0.030	0.139	0.004	107,54	0,76	3,53	0,10
-245	4 3/8	4 5/8	1/8	4.359	0.030	0.139	0.004	110,72	0,76	3,53	0,10
-246	4 1/2	4 3/4	1/8	4.484	0.030	0.139	0.004	113,89	0,76	3,53	0,10
-247	4 5/8	4 7/8	1/8	4.609	0.030	0.139	0.004	117,07	0,76	3,53	0,10
-248	4 3/4	5	1/8	4.734	0.030	0.139	0.004	120,24	0,76	3,53	0,10
-249	4 7/8	5 1/8	1/8	4.859	0.035	0.139	0.004	123,42	0,89	3,53	0,10
-250	5	5 1/4	1/8	4.984	0.035	0.139	0.004	126,59	0,89	3,53	0,10
-251	5 1/8	5 3/8	1/8	5.109	0.035	0.139	0.004	129,77	0,89	3,53	0,10
-252	5 1/4	5 1/2	1/8	5.234	0.035	0.139	0.004	132,94	0,89	3,53	0,10
-253	5 3/8	5 5/8	1/8	5.359	0.035	0.139	0.004	136,12	0,89	3,53	0,10
-254	5 1/2	5 3/4	1/8	5.484	0.035	0.139	0.004	139,29	0,89	3,53	0,10
-255	5 5/8	5 7/8	1/8	5.609	0.035	0.139	0.004	142,47	0,89	3,53	0,10
-256	5 3/4	6	1/8	5.734	0.035	0.139	0.004	145,64	0,89	3,53	0,10
-257	5 7/8	6 1/8	1/8	5.859	0.035	0.139	0.004	148,82	0,89	3,53	0,10
-258	6	6 1/4	1/8	5.984	0.035	0.139	0.004	151,99	0,89	3,53	0,10
-259	6 1/4	6 1/2	1/8	6.234	0.040	0.139	0.004	158,34	1,02	3,53	0,10
-260	6 1/2	6 3/4	1/8	6.484	0.040	0.139	0.004	164,69	1,02	3,53	0,10
-261	6 3/4	7	1/8	6.734	0.040	0.139	0.004	171,04	1,02	3,53	0,10
-262	7	7 1/4	1/8	6.984	0.040	0.139	0.004	177,39	1,02	3,53	0,10
-263	7 1/4	7 1/2	1/8	7.234	0.045	0.139	0.004	183,74	1,14	3,53	0,10

Appendix B (cont.)

AS 568 Dash No. (2-XXX Series)	Nominal O-Ring Size (Reference Only)			Actual O-Ring Size per AS 568A							
				Dimensions are in Inch				Dimensions are in Millimeters			
	ID	OD	W	ID	Tolerance (±)	W	Tolerance (±)	ID	Tolerance (±)	W	Tolerance (±)
-264	7 1/2	7 3/4	1/8	7.484	0.045	0.139	0.004	190,09	1,14	3,53	0,10
-265	7 3/4	8	1/8	7.734	0.045	0.139	0.004	196,44	1,14	3,53	0,10
-266	8	8 1/4	1/8	7.984	0.045	0.139	0.004	202,79	1,14	3,53	0,10
-267	8 1/4	8 1/2	1/8	8.234	0.050	0.139	0.004	209,14	1,27	3,53	0,10
-268	8 1/2	8 3/4	1/8	8.484	0.050	0.139	0.004	215,49	1,27	3,53	0,10
-269	8 3/4	9	1/8	8.734	0.050	0.139	0.004	221,84	1,27	3,53	0,10
-270	9	9 1/4	1/8	8.984	0.050	0.139	0.004	228,19	1,27	3,53	0,10
-271	9 1/4	9 1/2	1/8	9.234	0.055	0.139	0.004	234,54	1,40	3,53	0,10
-272	9 1/2	9 3/4	1/8	9.484	0.055	0.139	0.004	240,89	1,40	3,53	0,10
-273	9 3/4	10	1/8	9.734	0.055	0.139	0.004	247,24	1,40	3,53	0,10
-274	10	10 1/4	1/8	9.984	0.055	0.139	0.004	253,59	1,40	3,53	0,10
-275	10 1/2	10 3/4	1/8	10.484	0.055	0.139	0.004	266,29	1,40	3,53	0,10
-276	11	11 1/4	1/8	10.984	0.065	0.139	0.004	278,99	1,65	3,53	0,10
-277	11 1/2	11 3/4	1/8	11.484	0.065	0.139	0.004	291,69	1,65	3,53	0,10
-278	12	12 1/4	1/8	11.984	0.065	0.139	0.004	304,39	1,65	3,53	0,10
-279	13	13 1/4	1/8	12.984	0.065	0.139	0.004	329,79	1,65	3,53	0,10
-280	14	14 1/4	1/8	13.984	0.065	0.139	0.004	355,19	1,65	3,53	0,10
-281	15	15 1/4	1/8	14.984	0.065	0.139	0.004	380,59	1,65	3,53	0,10
-282	16	16 1/4	1/8	15.955	0.075	0.139	0.004	405,26	1,91	3,53	0,10
-283	17	17 1/4	1/8	16.955	0.080	0.139	0.004	430,66	2,03	3,53	0,10
-284	18	18 1/4	1/8	17.955	0.085	0.139	0.004	456,06	2,16	3,53	0,10
-309	7/16	13/16	3/16	0.412	0.005	0.210	0.005	10,46	0,13	5,33	0,13
-310	1/2	7/8	3/16	0.475	0.005	0.210	0.005	12,07	0,13	5,33	0,13
-311	9/16	15/16	3/16	0.537	0.007	0.210	0.005	13,64	0,18	5,33	0,13
-312	5/8	1	3/16	0.600	0.009	0.210	0.005	15,24	0,23	5,33	0,13
-313	11/16	1 1/16	3/16	0.662	0.009	0.210	0.005	16,81	0,23	5,33	0,13
-314	3/4	1 1/8	3/16	0.725	0.010	0.210	0.005	18,42	0,25	5,33	0,13
-315	13/16	1 3/16	3/16	0.787	0.010	0.210	0.005	19,99	0,25	5,33	0,13
-316	7/8	1 1/4	3/16	0.850	0.010	0.210	0.005	21,59	0,25	5,33	0,13
-317	15/16	1 5/16	3/16	0.912	0.010	0.210	0.005	23,16	0,25	5,33	0,13
-318	1	1 3/8	3/16	0.975	0.010	0.210	0.005	24,77	0,25	5,33	0,13
-319	1 1/16	1 7/16	3/16	1.037	0.010	0.210	0.005	26,34	0,25	5,33	0,13
-320	1 1/8	1 1/2	3/16	1.100	0.012	0.210	0.005	27,94	0,30	5,33	0,13
-321	1 3/16	1 9/16	3/16	1.162	0.012	0.210	0.005	29,51	0,30	5,33	0,13
-322	1 1/4	1 5/8	3/16	1.225	0.012	0.210	0.005	31,12	0,30	5,33	0,13
-323	1 5/16	1 11/16	3/16	1.287	0.012	0.210	0.005	32,69	0,30	5,33	0,13
-324	1 3/8	1 3/4	3/16	1.350	0.012	0.210	0.005	34,29	0,30	5,33	0,13
-325	1 1/2	1 7/8	3/16	1.475	0.015	0.210	0.005	37,47	0,38	5,33	0,13



Appendix B (cont.)

AS 568 Dash No. (2-XXX Series)	Nominal O-Ring Size (Reference Only)			Actual O-Ring Size per AS 568A							
				Dimensions are in Inch				Dimensions are in Millimeters			
	ID	OD	W	ID	Tolerance (±)	W	Tolerance (±)	ID	Tolerance (±)	W	Tolerance (±)
-326	1 5/8	2	3/16	1.600	0.015	0.210	0.005	40,64	0,38	5,33	0,13
-327	1 3/4	2 1/8	3/16	1.725	0.015	0.210	0.005	43,82	0,38	5,33	0,13
-328	1 7/8	2 1/4	3/16	1.850	0.015	0.210	0.005	46,99	0,38	5,33	0,13
-329	2	2 3/8	3/16	1.975	0.018	0.210	0.005	50,17	0,46	5,33	0,13
-330	2 1/8	2 1/2	3/16	2.100	0.018	0.210	0.005	53,34	0,46	5,33	0,13
-331	2 1/4	2 5/8	3/16	2.225	0.018	0.210	0.005	56,52	0,46	5,33	0,13
-332	2 3/8	2 3/4	3/16	2.350	0.018	0.210	0.005	59,69	0,46	5,33	0,13
-333	2 1/2	2 7/8	3/16	2.475	0.020	0.210	0.005	62,87	0,51	5,33	0,13
-334	2 5/8	3	3/16	2.600	0.020	0.210	0.005	66,04	0,51	5,33	0,13
-335	2 3/4	3 1/8	3/16	2.725	0.020	0.210	0.005	69,22	0,51	5,33	0,13
-336	2 7/8	3 1/4	3/16	2.850	0.020	0.210	0.005	72,39	0,51	5,33	0,13
-337	3	3 3/8	3/16	2.975	0.024	0.210	0.005	75,57	0,61	5,33	0,13
-338	3 1/8	3 1/2	3/16	3.100	0.024	0.210	0.005	78,74	0,61	5,33	0,13
-339	3 1/4	3 5/8	3/16	3.225	0.024	0.210	0.005	81,92	0,61	5,33	0,13
-340	3 3/8	3 3/4	3/16	3.350	0.024	0.210	0.005	85,09	0,61	5,33	0,13
-341	3 1/2	3 7/8	3/16	3.475	0.024	0.210	0.005	88,27	0,61	5,33	0,13
-342	3 5/8	4	3/16	3.600	0.028	0.210	0.005	91,44	0,71	5,33	0,13
-343	3 3/4	4 1/8	3/16	3.725	0.028	0.210	0.005	94,62	0,71	5,33	0,13
-344	3 7/8	4 1/4	3/16	3.850	0.028	0.210	0.005	97,79	0,71	5,33	0,13
-345	4	4 3/8	3/16	3.975	0.028	0.210	0.005	100,97	0,71	5,33	0,13
-346	4 1/8	4 1/2	3/16	4.100	0.028	0.210	0.005	104,14	0,71	5,33	0,13
-347	4 1/4	4 5/8	3/16	4.225	0.030	0.210	0.005	107,32	0,76	5,33	0,13
-348	4 3/8	4 3/4	3/16	4.350	0.030	0.210	0.005	110,49	0,76	5,33	0,13
-349	4 1/2	4 7/8	3/16	4.475	0.030	0.210	0.005	113,67	0,76	5,33	0,13
-350	4 5/8	5	3/16	4.600	0.030	0.210	0.005	116,84	0,76	5,33	0,13
-351	4 3/4	5 1/8	3/16	4.725	0.030	0.210	0.005	120,02	0,76	5,33	0,13
-352	4 7/8	5 1/4	3/16	4.850	0.030	0.210	0.005	123,19	0,76	5,33	0,13
-353	5	5 3/8	3/16	4.975	0.037	0.210	0.005	126,37	0,94	5,33	0,13
-354	5 1/8	5 1/2	3/16	5.100	0.037	0.210	0.005	129,54	0,94	5,33	0,13
-355	5 1/4	5 5/8	3/16	5.225	0.037	0.210	0.005	132,72	0,94	5,33	0,13
-356	5 3/8	5 3/4	3/16	5.350	0.037	0.210	0.005	135,89	0,94	5,33	0,13
-357	5 1/2	5 7/8	3/16	5.475	0.037	0.210	0.005	139,07	0,94	5,33	0,13
-358	5 5/8	6	3/16	5.600	0.037	0.210	0.005	142,24	0,94	5,33	0,13
-359	5 3/4	6 1/8	3/16	5.725	0.037	0.210	0.005	145,42	0,94	5,33	0,13
-360	5 7/8	6 1/4	3/16	5.850	0.037	0.210	0.005	148,59	0,94	5,33	0,13
-361	6	6 3/8	3/16	5.975	0.037	0.210	0.005	151,77	0,94	5,33	0,13
-362	6 1/4	6 5/8	3/16	6.225	0.040	0.210	0.005	158,12	1,02	5,33	0,13
-363	6 1/2	6 7/8	3/16	6.475	0.040	0.210	0.005	164,47	1,02	5,33	0,13

Appendix B (cont.)

AS 568 Dash No. (2-XXX Series)	Nominal O-Ring Size (Reference Only)			Actual O-Ring Size per AS 568A							
				Dimensions are in Inch				Dimensions are in Millimeters			
	ID	OD	W	ID	Tolerance (±)	W	Tolerance (±)	ID	Tolerance (±)	W	Tolerance (±)
-364	6 3/4	7 1/8	3/16	6.725	0.040	0.210	0.005	170,82	1,02	5,33	0,13
-365	7	7 3/8	3/16	6.975	0.040	0.210	0.005	177,17	1,02	5,33	0,13
-366	7 1/4	7 5/8	3/16	7.225	0.045	0.210	0.005	183,52	1,14	5,33	0,13
-367	7 1/2	7 7/8	3/16	7.475	0.045	0.210	0.005	189,87	1,14	5,33	0,13
-368	7 3/4	8 1/8	3/16	7.725	0.045	0.210	0.005	196,22	1,14	5,33	0,13
-369	8	8 3/8	3/16	7.975	0.045	0.210	0.005	202,57	1,14	5,33	0,13
-370	8 1/4	8 5/8	3/16	8.225	0.050	0.210	0.005	208,92	1,27	5,33	0,13
-371	8 1/2	8 7/8	3/16	8.475	0.050	0.210	0.005	215,27	1,27	5,33	0,13
-372	8 3/4	9 1/8	3/16	8.725	0.050	0.210	0.005	221,62	1,27	5,33	0,13
-373	9	9 3/8	3/16	8.975	0.050	0.210	0.005	227,97	1,27	5,33	0,13
-374	9 1/4	9 5/8	3/16	9.225	0.055	0.210	0.005	234,32	1,40	5,33	0,13
-375	9 1/2	9 7/8	3/16	9.475	0.055	0.210	0.005	240,67	1,40	5,33	0,13
-376	9 3/4	10 1/8	3/16	9.725	0.055	0.210	0.005	247,02	1,40	5,33	0,13
-377	10	10 3/8	3/16	9.975	0.055	0.210	0.005	253,37	1,40	5,33	0,13
-378	10 1/2	10 7/8	3/16	10.475	0.060	0.210	0.005	266,07	1,52	5,33	0,13
-379	11	11 3/8	3/16	10.975	0.060	0.210	0.005	278,77	1,52	5,33	0,13
-380	11 1/2	11 7/8	3/16	11.475	0.065	0.210	0.005	291,47	1,65	5,33	0,13
-381	12	12 3/8	3/16	11.975	0.065	0.210	0.005	304,17	1,65	5,33	0,13
-382	13	13 3/8	3/16	12.975	0.065	0.210	0.005	329,57	1,65	5,33	0,13
-383	14	14 3/8	3/16	13.975	0.070	0.210	0.005	354,97	1,78	5,33	0,13
-384	15	15 3/8	3/16	14.975	0.070	0.210	0.005	380,37	1,78	5,33	0,13
-385	16	16 3/8	3/16	15.955	0.075	0.210	0.005	405,26	1,91	5,33	0,13
-386	17	17 3/8	3/16	16.955	0.080	0.210	0.005	430,66	2,03	5,33	0,13
-387	18	18 3/8	3/16	17.955	0.085	0.210	0.005	456,06	2,16	5,33	0,13
-388	19	19 3/8	3/16	18.955	0.090	0.210	0.005	481,41	2,29	5,33	0,13
-389	20	20 3/8	3/16	19.955	0.095	0.210	0.005	506,81	2,41	5,33	0,13
-390	21	21 3/8	3/16	20.955	0.095	0.210	0.005	532,21	2,41	5,33	0,13
-391	22	22 3/8	3/16	21.955	0.100	0.210	0.005	557,61	2,54	5,33	0,13
-392	23	23 3/8	3/16	22.940	0.105	0.210	0.005	582,68	2,67	5,33	0,13
-393	24	24 3/8	3/16	23.940	0.110	0.210	0.005	608,08	2,79	5,33	0,13
-394	25	25 3/8	3/16	24.940	0.115	0.210	0.005	633,48	2,92	5,33	0,13
-395	26	26 3/8	3/16	25.940	0.120	0.210	0.005	658,88	3,05	5,33	0,13
-400	1 3/8	1 7/8	1/4	1.225	0.012	0.275	0.006	31,12	0,30	6,99	0,15
-401	1 1/2	2	1/4	1.475	0.014	0.275	0.006	37,47	0,36	6,99	0,15
-402	1 5/8	2 1/8	1/4	1.600	0.015	0.275	0.006	40,64	0,38	6,99	0,15
-403	1 3/4	2 1/4	1/4	1.725	0.016	0.275	0.006	43,82	0,41	6,99	0,15
-404	1 7/8	2 3/8	1/4	1.850	0.016	0.275	0.006	46,99	0,41	6,99	0,15
-405	2	2 1/2	1/4	1.975	0.017	0.275	0.006	50,17	0,43	6,99	0,15



Appendix B (cont.)

AS 568 Dash No. (2-XXX Series)	Nominal O-Ring Size (Reference Only)			Actual O-Ring Size per AS 568A							
				Dimensions are in Inch				Dimensions are in Millimeters			
	ID	OD	W	ID	Tolerance (±)	W	Tolerance (±)	ID	Tolerance (±)	W	Tolerance (±)
-406	2 1/8	2 5/8	1/4	2.100	0.018	0.275	0.006	53,34	0,46	6,99	0,15
-407	2 1/4	2 3/4	1/4	2.225	0.018	0.275	0.006	56,52	0,46	6,99	0,15
-408	2 3/8	2 7/8	1/4	2.350	0.020	0.275	0.006	59,69	0,51	6,99	0,15
-409	2 1/2	3	1/4	2.475	0.020	0.275	0.006	62,87	0,51	6,99	0,15
-410	2 5/8	3 1/8	1/4	2.600	0.020	0.275	0.006	66,04	0,51	6,99	0,15
-411	2 3/4	3 1/4	1/4	2.725	0.022	0.275	0.006	69,22	0,56	6,99	0,15
-412	2 7/8	3 3/8	1/4	2.850	0.022	0.275	0.006	72,39	0,56	6,99	0,15
-413	3	3 1/2	1/4	2.975	0.024	0.275	0.006	75,57	0,61	6,99	0,15
-414	3 1/8	3 5/8	1/4	3.100	0.024	0.275	0.006	78,74	0,61	6,99	0,15
-415	3 1/4	3 3/4	1/4	3.225	0.024	0.275	0.006	81,92	0,61	6,99	0,15
-416	3 3/8	3 7/8	1/4	3.350	0.026	0.275	0.006	85,09	0,66	6,99	0,15
-417	3 1/2	4	1/4	3.475	0.026	0.275	0.006	88,27	0,66	6,99	0,15
-418	3 5/8	4 1/8	1/4	3.600	0.026	0.275	0.006	91,44	0,66	6,99	0,15
-419	3 3/4	4 1/4	1/4	3.725	0.028	0.275	0.006	94,62	0,71	6,99	0,15
-420	3 7/8	4 3/8	1/4	3.850	0.028	0.275	0.006	97,79	0,71	6,99	0,15
-421	4	4 1/2	1/4	3.975	0.028	0.275	0.006	100,97	0,71	6,99	0,15
-422	4 1/8	4 5/8	1/4	4.100	0.030	0.275	0.006	104,14	0,76	6,99	0,15
-423	4 1/4	4 3/4	1/4	4.225	0.030	0.275	0.006	107,32	0,76	6,99	0,15
-424	4 3/8	4 7/8	1/4	4.350	0.030	0.275	0.006	110,49	0,76	6,99	0,15
-425	4 1/2	5	1/4	4.475	0.033	0.275	0.006	113,67	0,84	6,99	0,15
-426	4 5/8	5 1/8	1/4	4.600	0.033	0.275	0.006	116,84	0,84	6,99	0,15
-427	4 3/4	5 1/4	1/4	4.725	0.033	0.275	0.006	120,02	0,84	6,99	0,15
-428	4 7/8	5 3/8	1/4	4.850	0.033	0.275	0.006	123,19	0,84	6,99	0,15
-429	5	5 1/2	1/4	4.975	0.037	0.275	0.006	126,37	0,94	6,99	0,15
-430	5 1/8	5 5/8	1/4	5.100	0.037	0.275	0.006	129,54	0,94	6,99	0,15
-431	5 1/4	5 3/4	1/4	5.225	0.037	0.275	0.006	132,72	0,94	6,99	0,15
-432	5 3/8	5 7/8	1/4	5.350	0.037	0.275	0.006	135,89	0,94	6,99	0,15
-433	5 1/2	6	1/4	5.475	0.037	0.275	0.006	139,07	0,94	6,99	0,15
-434	5 5/8	6 1/8	1/4	5.600	0.037	0.275	0.006	142,24	0,94	6,99	0,15
-435	5 3/4	6 1/4	1/4	5.725	0.037	0.275	0.006	145,42	0,94	6,99	0,15
-436	5 7/8	6 3/8	1/4	5.850	0.037	0.275	0.006	148,59	0,94	6,99	0,15
-437	6	6 1/2	1/4	5.975	0.037	0.275	0.006	151,77	0,94	6,99	0,15
-438	6 1/4	6 3/4	1/4	6.225	0.040	0.275	0.006	158,12	1,02	6,99	0,15
-439	6 1/2	7	1/4	6.475	0.040	0.275	0.006	164,47	1,02	6,99	0,15
-440	6 3/4	7 1/4	1/4	6.725	0.040	0.275	0.006	170,82	1,02	6,99	0,15
-441	7	7 1/2	1/4	6.975	0.040	0.275	0.006	177,17	1,02	6,99	0,15
-442	7 1/4	7 3/4	1/4	7.225	0.045	0.275	0.006	183,52	1,14	6,99	0,15
-443	7 1/2	8	1/4	7.475	0.045	0.275	0.006	189,87	1,14	6,99	0,15

Appendix B (cont.)

AS 568 Dash No. (2-XXX Series)	Nominal O-Ring Size (Reference Only)			Actual O-Ring Size per AS 568A							
				Dimensions are in Inch				Dimensions are in Millimeters			
	ID	OD	W	ID	Tolerance (±)	W	Tolerance (±)	ID	Tolerance (±)	W	Tolerance (±)
-444	7 3/4	8 1/4	1/4	7.725	0.045	0.275	0.006	196,22	1,14	6,99	0,15
-445	8	8 1/2	1/4	7.975	0.045	0.275	0.006	202,57	1,14	6,99	0,15
-446	8 1/2	9	1/4	8.475	0.055	0.275	0.006	215,27	1,40	6,99	0,15
-447	9	9 1/2	1/4	8.975	0.055	0.275	0.006	227,97	1,40	6,99	0,15
-448	9 1/2	10	1/4	9.475	0.055	0.275	0.006	240,67	1,40	6,99	0,15
-449	10	10 1/2	1/4	9.975	0.055	0.275	0.006	253,37	1,40	6,99	0,15
-450	10 1/2	11	1/4	10.475	0.060	0.275	0.006	266,07	1,52	6,99	0,15
-451	11	11 1/2	1/4	10.975	0.060	0.275	0.006	278,77	1,52	6,99	0,15
-452	11 1/2	12	1/4	11.475	0.060	0.275	0.006	291,47	1,52	6,99	0,15
-453	12	12 1/2	1/4	11.975	0.060	0.275	0.006	304,17	1,52	6,99	0,15
-454	12 1/2	13	1/4	12.475	0.060	0.275	0.006	316,87	1,52	6,99	0,15
-455	13	13 1/2	1/4	12.975	0.060	0.275	0.006	329,57	1,52	6,99	0,15
-456	13 1/2	14	1/4	13.475	0.070	0.275	0.006	342,27	1,78	6,99	0,15
-457	14	14 1/2	1/4	13.975	0.070	0.275	0.006	354,97	1,78	6,99	0,15
-458	14 1/2	15	1/4	14.475	0.070	0.275	0.006	367,67	1,78	6,99	0,15
-459	15	15 1/2	1/4	14.975	0.070	0.275	0.006	380,37	1,78	6,99	0,15
-460	15 1/2	16	1/4	15.475	0.070	0.275	0.006	393,07	1,78	6,99	0,15
-461	16	16 1/2	1/4	15.955	0.075	0.275	0.006	405,26	1,91	6,99	0,15
-462	16 1/2	17	1/4	16.455	0.075	0.275	0.006	417,96	1,91	6,99	0,15
-463	17	17 1/2	1/4	16.955	0.080	0.275	0.006	430,66	2,03	6,99	0,15
-464	17 1/2	18	1/4	17.455	0.085	0.275	0.006	443,36	2,16	6,99	0,15
-465	18	18 1/2	1/4	17.955	0.085	0.275	0.006	456,06	2,16	6,99	0,15
-466	18 1/2	19	1/4	18.455	0.085	0.275	0.006	468,76	2,16	6,99	0,15
-467	19	19 1/2	1/4	18.955	0.090	0.275	0.006	481,46	2,29	6,99	0,15
-468	19 1/2	20	1/4	19.455	0.090	0.275	0.006	494,16	2,29	6,99	0,15
-469	20	20 1/2	1/4	19.955	0.090	0.275	0.006	506,86	2,41	6,99	0,15
-470	21	21 1/2	1/4	20.955	0.090	0.275	0.006	532,26	2,41	6,99	0,15
-471	22	22 1/2	1/4	21.955	0.100	0.275	0.006	557,66	2,54	6,99	0,15
-472	23	23 1/2	1/4	22.940	0.105	0.275	0.006	582,68	2,67	6,99	0,15
-473	24	24 1/2	1/4	23.940	0.110	0.275	0.006	608,08	2,79	6,99	0,15
-474	25	25 1/2	1/4	24.940	0.115	0.275	0.006	633,48	2,92	6,99	0,15
-475	26	26 1/2	1/4	25.940	0.120	0.275	0.006	658,88	3,05	6,99	0,15

Appendix C

Recommended Hardware Tolerances											
Metric Hardware						Inch Hardware					
Diameter (mm)		"h9" Shaft		"H9" Bore		Diameter (inch)		"h9" Shaft		"H9" Bore	
Above	Up to and including	+	-	+	-	Above	Up to and including	+	-	+	-
-	3	0	0.025	0.025	0	-	0.118	0	0.001	0.001	0
3	6	0	0.030	0.030	0	0.118	0.236	0	0.001	0.001	0
6	10	0	0.036	0.036	0	0.236	0.394	0	0.001	0.001	0
10	18	0	0.043	0.043	0	0.394	0.709	0	0.002	0.002	0
18	30	0	0.052	0.052	0	0.709	1.181	0	0.002	0.002	0
30	50	0	0.062	0.062	0	1.181	1.969	0	0.002	0.002	0
50	80	0	0.074	0.074	0	1.969	3.150	0	0.003	0.003	0
80	120	0	0.087	0.087	0	3.150	4.724	0	0.003	0.003	0
120	180	0	0.100	0.100	0	4.724	7.087	0	0.004	0.004	0
180	250	0	0.115	0.115	0	7.087	9.843	0	0.005	0.005	0
250	315	0	0.130	0.130	0	9.843	12.402	0	0.005	0.005	0
315	400	0	0.140	0.140	0	12.402	15.748	0	0.006	0.006	0
400	500	0	0.155	0.155	0	15.748	19.685	0	0.006	0.006	0
500	630	0	0.175	0.175	0	19.685	24.803	0	0.007	0.007	0
630	800	0	0.200	0.200	0	24.803	31.496	0	0.008	0.008	0
800	1,000	0	0.230	0.230	0	31.496	39.370	0	0.009	0.009	0
1,000	1,250	0	0.260	0.260	0	39.370	49.213	0	0.010	0.010	0
1,250	1,600	0	0.310	0.310	0	49.213	62.992	0	0.012	0.012	0
1,600	2,000	0	0.370	0.370	0	62.992	78.740	0	0.015	0.015	0
2,000	2,500	0	0.440	0.440	0	78.740	98.425	0	0.017	0.017	0
2,500	3,150	0	0.540	0.540	0	98.425	124.016	0	0.021	0.021	0

The above tables represents the ISO 286-2:2010 recommended tolerance limits for shafts (h9) and bores (H9).
The inch dimensions have been converted from the metric dimension and have been rounded to the nearest 3 place decimal.

Recommended groove width tolerances, unless otherwise specified							
Metric Hardware				Inch Hardware			
Above	Up to and including	+	-	Above	Up to and including	+	-
-	6.35	0.10	0	-	0.250	0.004	0
6.35	9.52	0.13	0	0.250	0.375	0.005	0
9.52	19.05	0.15	0	0.375	0.750	0.006	0
19.05	31.75	0.25	0	0.750	1.250	0.010	0
31.75	+	0.38	0	1.250	+	0.015	0

Appendix D

Recommended static and dynamic sealing surface finish guidelines

Seal Application	Rubber and Polyurethane Seals				Seal Application	PTFE Seals			
	Static Surfaces		Dynamic Surfaces			Static Surfaces		Dynamic Surfaces	
	Ra		Ra			Ra		Ra	
	µin max.	µm max.	µin	µm		µin max.	µm max.	µin	µm
Gases	12	0.3	4 to 8	0.1 to 0.2	Gas	8	0.2	2 to 4	0.05 to 0.1
Water	16	0.4	4 to 8	0.1 to 0.2	Water	12	0.3	4 to 8	0.1 to 0.2
Hydraulic Oil	32	0.8	4 to 12	0.1 to 0.3	Hydraulic Oil	24	0.6	4 to 12	0.1 to 0.3
	Rp		Rp			Rp		Rp	
All Media/Fluids	-	-	4.0 x Ra	4.0 x Ra	All Media/Fluids	-	-	3.0 x Ra	3.0 x Ra

Appendix E

Profile	Detailed Product Descriptions and Application Notes
PC	The PC Piston Seal is heavy duty double acting (4) piece Capped T Piston Seal used in high pressure mobile, mining and construction equipment requiring a robust seal design and high reliability. It consists of a Bronze filled PTFE Seal Ring that is loaded with a T profile NBR energizer with two Nylon Backup Rings. The PC Piston Seal offers excellent sealability, extrusion and wear resistance.
PG7	The PG7 Piston Seal is a compact double acting (2) piece Piston Seal used in light and medium duty hydraulic cylinders. It is designed to fit standard AS 568O-Ring seal glands. The PG5 Piston Seal is interchangeable with the LTP and CP Piston Seals. The seal ring is made from a tough thermoplastic elastomer and pre-loaded with a square section NBR energizer. The PG5 offers a low friction and near zero drift piston seal performance. The seal is easy to assemble by stretching over the piston and doesn't require re-sizing.
PG9	The PG9 Piston Seal is a compact double acting (2) piece Piston Seal used in light and medium duty hydraulic cylinders. It is designed to fit standard AS 568O-Ring seal glands. The PG5 Piston Seal is interchangeable with the LTP and CP Piston Seals. The seal ring is made from a tough thermoplastic elastomer and pre-loaded with a square section NBR energizer. The PG5 offers a low friction and near zero drift piston seal performance. The seal is easy to assemble by stretching over the piston and doesn't require re-sizing.
PZ	The PZ Piston Seal is a robust double acting (2) piece Step-Cut Glass reinforced Nylon Piston Seal with an Oval Energizer used in heavy duty hydraulic cylinders. The oval section NBR energizer provides positive pre-loading of the Step-Cut seal ring. The precision Step-Cut seal ring offers good sealability and easy installation that is capable of crossing fluid ports under pressure.
CP	The CP Piston Seal is a compact double acting (2) piece Piston Seal with an O-Ring Energizer designed to fit standard AS 568 O-Ring seal glands. The profile of the thermoplastic elastomeric seal ring which is pre-loaded with an NBR O-Ring provides high contact forces for improved low pressure sealability. The CP Piston Seal is commonly used in light and medium duty hydraulic cylinders requiring zero drift at low pressure.
LTP	The LTP Piston Seals is compact double acting (3) piece Locking T Piston Seal designed to fit standard AS 568 O-Ring seal glands. The Nylon Backup Rings are designed to lock to prevent shearing off during the piston assembly. The T section NBR seal ring provides positive elastomeric contact with the cylinder bore surface while the Nylon Backup Ring prevent any seal extrusion, allowing for increased operating pressure. The LTP Piston Seal is an excellent zero drift piston seal.
TPS	The TPS Piston Seals is a compact low friction double acting (2) piece Square PTFE Piston Seal with an O-Ring energizer designed to fit NFFA standard glands. The Glass reinforced PTFE seal ring provides low friction and low wear performance while the NBR O-Ring energizer provides ample pre-load sealing force. The TPS Piston Seal is commonly used in light duty hydraulic cylinders on agricultural equipment. After stretching the Glass reinforced PTFE Seal Ring onto the piston, it is recommended to be re-sized prior to installing the piston into the cylinder.
TPR	The TPR Piston Seals is a compact low friction double acting (2) piece Rectangular PTFE Piston Seal with an Square Ring energizer designed to fit NFFA standard glands. The Bronze reinforced PTFE seal ring provides low friction and low wear performance while the NBR Square Ring energizer provides ample pre-load sealing force. The TPR Piston Seal is commonly used in medium duty hydraulic cylinders. After stretching the Glass reinforced PTFE Seal Ring onto the piston, it is recommended to be re-sized prior to installing the piston into the cylinder.
PS	The PS Piston Seal is a compact low friction double acting (2) piece Chamfered PTFE Piston Seal with an O-Ring energizer designed to fit industry standard grooves. The Bronze reinforced PTFE seal ring provides low friction and low wear performance while the NBR O-Ring energizer provides ample pre-load sealing force. The PS Piston Seal is commonly used in light and medium duty hydraulic cylinders requiring low friction, high cycle rates and long life performance. The PS Piston Seal is available in an array of various PTFE seal ring and O-Ring materials.

Appendix E (cont.)

Profile	Detailed Product Descriptions and Application Notes
PQ	The PQ Piston Seal is a zero drift double acting (3) piece Bronze reinforced PTFE seal ring that is pre-loaded with a NBR Square Ring energizer and a NBR X-Ring inset into the PTFE Seal Ring designed to fit industry standard grooves. The PQ Piston Seal is an excellent low friction - zero drift piston seal. It is commonly used in gas/oil piston accumulators and critical hydraulic cylinder applications requiring zero drift performance.
PU1	The PU1 Piston Seal is a single acting Polyurethane U-Cup with knife trimmed sealing lips for enhanced sealing performance. As an asymmetric design, the outside sealing lip is shorter and more robust which provides improved sealing and compression set characteristics. The PU1 Piston Seal is typically used in a single acting hydraulic cylinder or in tandem with back-to-back seals located in separate seal glands.
CPR	The CPR Piston Seal is a heavy duty double acting Ductile Iron Piston Ring. The precision overlapping Step-Cut joint offers ease of installation that is capable of crossing fluid ports under extremely high pressure. The CPR Piston Ring is designed to be pre-loaded upon installation to provide improved low pressure sealability.

SL1	The SL1 is a non-beveled lip O-Ring energized symmetrical Polyurethane U-Cup. Typically used in a single acting cylinder application or two seals back-to-back in separate seal glands. The sealing lips are knife trimmed for enhanced sealing performance. The SL1 is available in both square and deep profiles.
SL2	The SL2 is a beveled lip O-Ring energized symmetrical Polyurethane U-Cup. Typically used in a light and medium duty cylinder application. The sealing lips are knife trimmed for enhanced sealing performance. The SL2 is available in both square and deep profiles.
RU1	The RU1 dual lip single acting asymmetric Polyurethane U-Cup. The sealing lips are knife trimmed to provide enhanced sealing performance. The secondary lip provides improved stability in the gland. Typically used in light and medium duty cylinder applications. The RU1 offers improved sealability over traditional O-Ring loaded Polyurethane U-Cup seals.
RP1	The RP1 is a rubber energized dual lip asymmetric Polyurethane U-Cup with integral Backup Ring. The sealing lips are knife trimmed for enhanced sealing performance. The POM Backup Ring is incorporated to prevent seal extrusion at high pressure. Recommended for low temperature and high pressure cylinder applications requiring zero start-up leakage
RZ1	RZ1 is a rubber lip single acting asymmetric Hytrel U-Cup. The sealing lips are knife trimmed for enhanced sealing performance. Typically used in light and medium duty cylinder applications requiring zero drift at low pressure.
RU7	The RU7 is a rubber energized dual lip asymmetric Polyurethane U-Cup. The sealing lips are knife trimmed for enhanced sealing performance. Recommended for low temperature and low pressure cylinder applications requiring zero start-up leakage without the need for a high pressure Anti-Extrusion Ring.

RS	The RS Buffer Seal is a single acting stepped (2) piece Bronze reinforced PTFE Buffer Seal. Typically used in combination with a Polyurethane U-Cup to reduce the high pressure being imposed on the primary U-Cup seal. Often used in heavy duty hydraulic cylinder applications. The RS Buffer Seal can be used in a tandem arrangement for low friction and fast cycling hydraulic cylinder applications.
RBR	The RBR Buffer Seal is a single acting asymmetric (2) piece Polyurethane Buffer Seal with an integral Nylon Backup Ring. The RBR Buffer Seal is typically used in combination with a Polyurethane U-Cup to reduce the high pressure being imposed on the primary U-Cup seal on heavy duty hydraulic cylinder applications.


AN1	The AN1 Rod Wiper is a compact single lip snap-in Polyurethane Rod Wiper designed to fit MS-28776 gland standards. The slotted heel is designed to prevent pressure trapping between the rod seal and wiper. The OD sealing lip is designed to prevent contaminants and moisture from migrating around the outside of the wiper.
D	The D Rod Wiper is a single lip high performance snap-in Polyurethane Rod Wiper designed to fit Universal ST wiper glands. The wiper lip is knife trimmed for maximum exclusion performance. The slotted heel is designed to prevent pressure trapping between the rod seal and wiper. The OD sealing lips is designed to prevent contaminants and moisture from migrating around the outside of the wiper.
MC	The MC Rod Wiper is a single lip metal cased Polyurethane Rod Wiper designed to press-fit into industry standard open glands. The wiper lip is knife trimmed for maximum exclusion performance. The steel case is coated to prevent corrosion.

Appendix E (cont.)

Profile	Detailed Product Descriptions and Application Notes
WP	The WP Wear Ring is a precision machined high performance Glass reinforced Nylon Wear Ring designed to keep the piston or rod centered to prevent metal-to-metal contact and galling when metal component contact occurs. The WP Wear Rings are angle cut and chamfered for simplified assembly. Typically used in standard hydraulics cylinder applications. (PISTON)
WR	The WR Wear Ring is a precision machined high performance Glass reinforced Nylon Wear Ring designed to keep the piston or rod centered to prevent metal-to-metal contact and galling when metal component contact occurs. The WP Wear Rings are angle cut and chamfered for simplified assembly. Typically used in standard hydraulics cylinder applications. (ROD)
WS	The WS Wear Strip is a precision tolerance high mechanical load Polyester/Fabric Composite Wear Strip designed to keep the piston and rod centered to prevent metal-to-metal contact and galling when metal component contact occurs. The WS Wear Strip comes in 10 meter (32.81 foot) length rolls that can be cut to size on site. This material is also available in precision machined rings upon request. Typically used in heavy duty and large diameter hydraulic cylinder applications.
WS	The WS Wear Strip is a precision tolerance Bronze reinforced PTFE Wear Strip designed to keep the piston and rod centered to prevent metal-to-metal contact and galling when metal component contact occurs. The WS Wear Strip is available in various length rolls that can be cut to size on site. This material is also available in precision machined rings upon request. Typically used in low friction light duty hydraulic cylinder applications.

OR	Standard AS 568A 70A Durometer NBR O-Ring designed for static industrial seal glands. Most common material for static sealing applications.
OR	Standard AS 568A 90A Durometer NBR O-Ring designed for static industrial seal glands. Common material for higher pressure static sealing applications and boss fittings.
OR	Standard AS 568A 75A Durometer FKM O-Ring designed for static industrial seal glands. Common material for higher temperature static sealing applications.
OR	Standard AS 568A 90A Durometer FKM O-Ring designed for static industrial seal glands. Common material for higher temperature static sealing applications and boss fittings.
OR	Standard AS 568A 70A Durometer HNBR O-Ring designed for static industrial seal glands. Improved abrasion and chemical resistance and higher temperature capability over standard 70D NBR materials.
OR	Standard AS 568A 90A Durometer HNBR O-Ring designed for static industrial seal glands. Improved abrasion and chemical resistance and higher temperature capability over standard 90D NBR materials.
OR	Standard AS 568A 90A Durometer Polyurethane O-Ring designed for static industrial seal glands. Commonly used in high pressure and high impulse static sealing applications.
OR	Standard AS 568A 65D Durometer Virgin PTFE O-Ring designed for static industrial seal glands. Commonly used in cryogenic, chemical resistant and high temperature applications.
QR	Standard AS 568A 70A Durometer NBR X-Ring designed for static industrial seal glands. Lobed design provides additional sealability and resistance to spiraling during installation.
SQ	Standard AS 568A 70A Durometer NBR Square Ring designed for static industrial seal glands. Square cross section design provides additional stability and reduces the pumping effects verses a standard O-Ring seal.
BU	Standard AS 568A 90A Durometer NBR Backup Ring designed for 1 & 2 Backup Ring static O-Ring seal glands. Commonly used Backup Ring material with a 70D NBR O-Ring for static sealing applications.
BU	Standard AS 568A 55D Durometer Hytrel Backup Ring designed for 1 & 2 Backup Ring static O-Ring seal glands. Commonly used Backup Ring material with a 70D NBR O-Ring for high pressure static sealing applications.
BU	Standard AS 568A 65D Durometer Virgin PTFE Solid Backup Ring designed for 1 & 2 Backup Ring static O-Ring seal glands. Most common Backup Ring material for high temperature static sealing applications.
BU	Standard AS 568A 65D Durometer Virgin PTFE Scarf Cut Backup Ring designed for 1 & 2 Backup Ring static O-Ring seal glands. Most common Backup Ring material for high temperature static sealing applications.
HS	Standard AS 568A Polyurethane Static Head Seal designed to replace (1) Backup Ring static O-Ring seal glands. Eliminates the warranty issues caused from missing, improperly installed, pinched or blown out Backup Ring.

Notes



2024/8



3702 Vanguard Drive | Fort Wayne, IN 46809 | USA
(260) 615-3951 | info@BlackHawkSeals.com | BlackHawkSeals.com